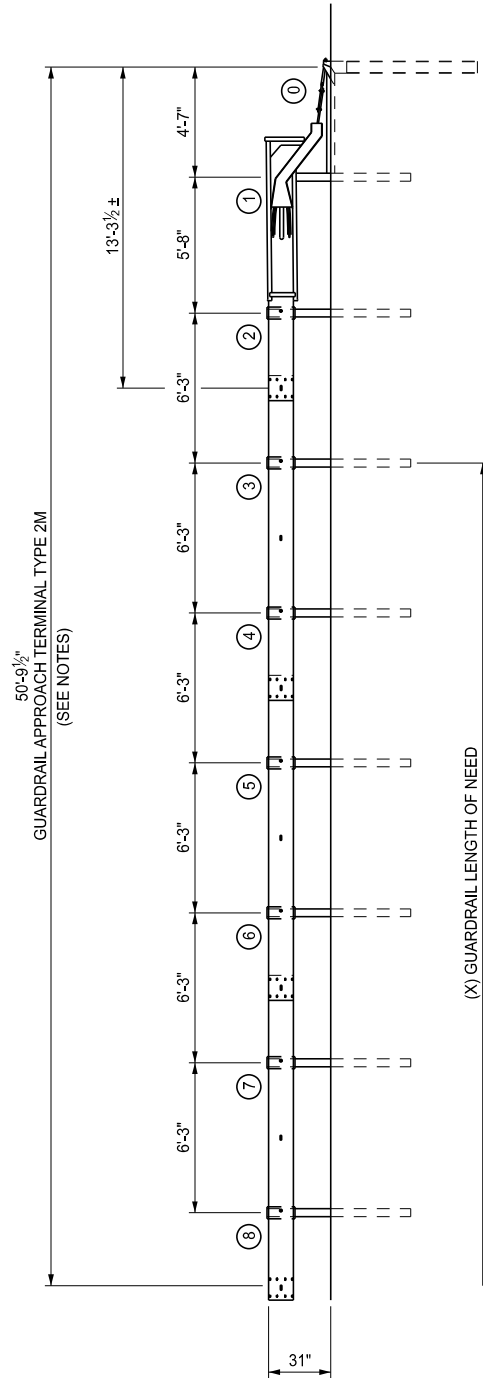
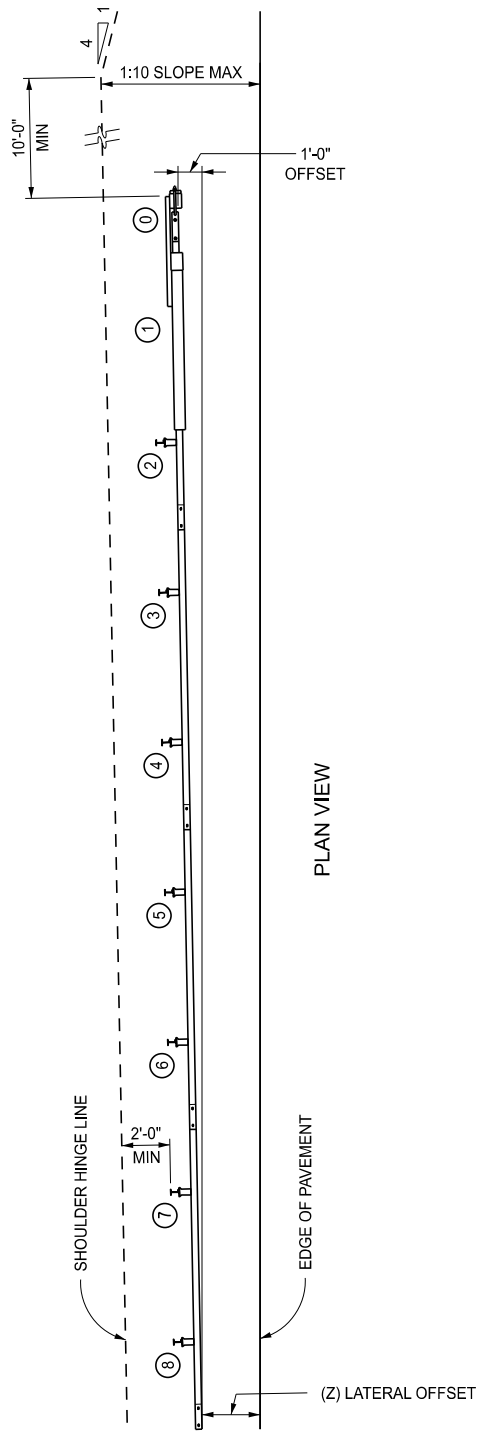


SHEET  
1 OF 4



GUARDRAIL APPROACH TERMINAL TYPE 2M  
"SOFT-STOP"

## OPTION 2



DEPARTMENT DIRECTOR  
BRADLEY C. WIEFERICH, PE

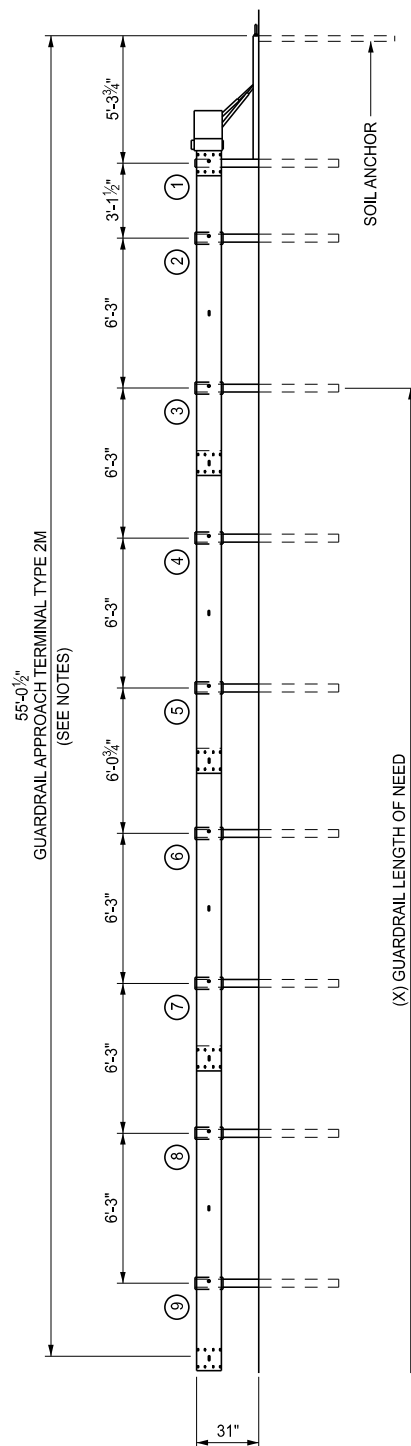
### STANDARD PLAN FOR GUARDRAIL APPROACH TERMINAL TYPE 2M

SPECIAL DETAIL  
FHWA APPROVAL

12/03/2024  
PLAN DATE

R-62-H

SHEET  
2 OF 4



SHEET  
3 OF 4

NOTES:

SEE STANDARD PLAN R-60-SERIES FOR ADDITIONAL TRANSITION LENGTHS WHEN ATTACHING TERMINALS TO OTHER THAN TYPE MGS-8 GUARDRAIL.

ALL POSTS, OFFSET BLOCKS, BEAM ELEMENTS, AND HARDWARE (INCLUDING BOLTS, NUTS, AND WASHERS) SHALL CONFORM TO THE MANUFACTURER'S DETAILS AND SPECIFICATIONS.

ALL 1:10 SLOPES SHALL BE GRADED TO CLASS A SLOPE TOLERANCES.

WHEN SITE CONDITIONS WARRANT AND WITH THE APPROVAL OF THE ENGINEER, GUARDRAIL APPROACH TERMINAL TYPE 2M CAN BE INSTALLED STRAIGHT (WITHOUT THE 1'-0" OFFSET FROM THE TANGENT LINE TO THE TRAFFIC FACE OF POST 1).

GUARDRAIL REFLECTORS AND OTHER ATTACHMENTS ARE NOT TO BE USED ON THE GUARDRAIL APPROACH TERMINAL. PLACE REFLECTORS BEGINNING ON STANDARD RUN OF GUARDRAIL.

USE REFLECTIVE SHEETING ACCORDING TO THE FOLLOWING TRAFFIC CONDITIONS: (NOTE: ALTERNATE 3" BLACK AND 3" YELLOW STRIPES ON A 45° ANGLE)



TRAFFIC PASSING ON  
THE LEFT SIDE



TRAFFIC PASSING ON  
BOTH SIDES



TRAFFIC PASSING ON  
THE RIGHT SIDE

THE PORTION OF THE IMPACT HEAD ASSEMBLY FACING TRAFFIC SHALL BE COMPLETELY COVERED WITH HIGH INTENSITY ADHESIVE REFLECTIVE SHEETING.



DEPARTMENT DIRECTOR  
BRADLEY C. WIEFERICH, PE

STANDARD PLAN FOR  
GUARDRAIL APPROACH TERMINAL TYPE 2M

SPECIAL DETAIL  
FHWA APPROVAL

12/03/2024  
PLAN DATE

R-62-H

SHEET  
4 OF 4