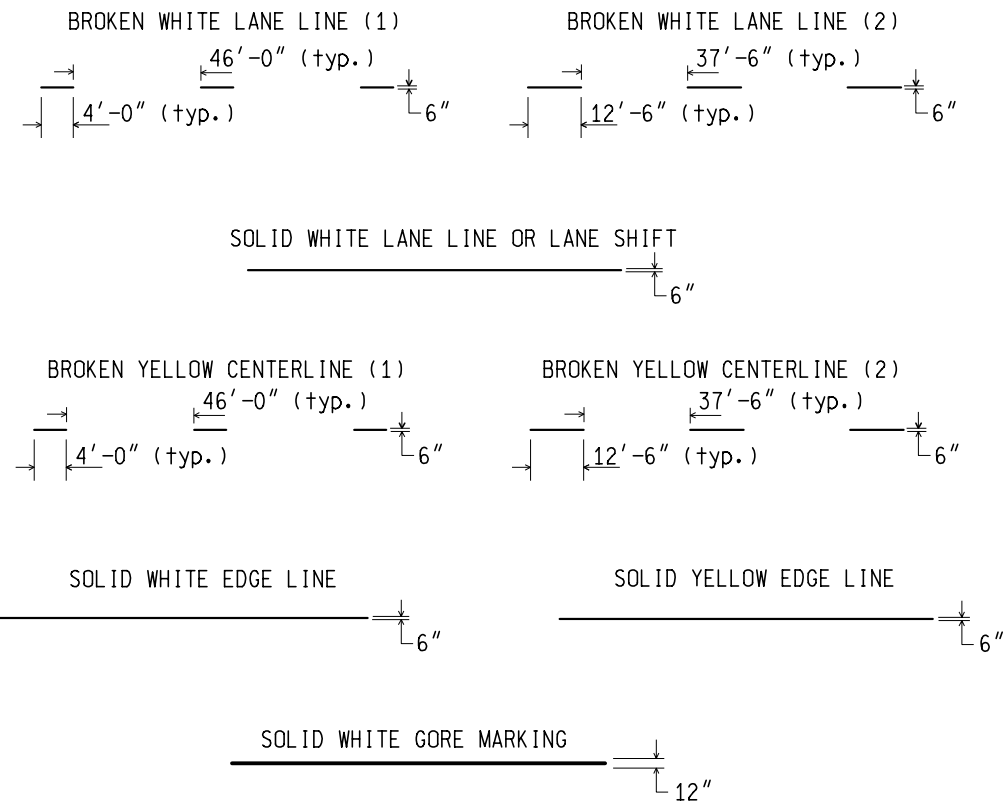
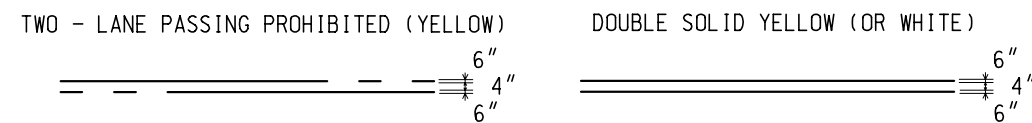


TYPES OF TEMPORARY LONGITUDINAL LINES



LINE PATTERNS

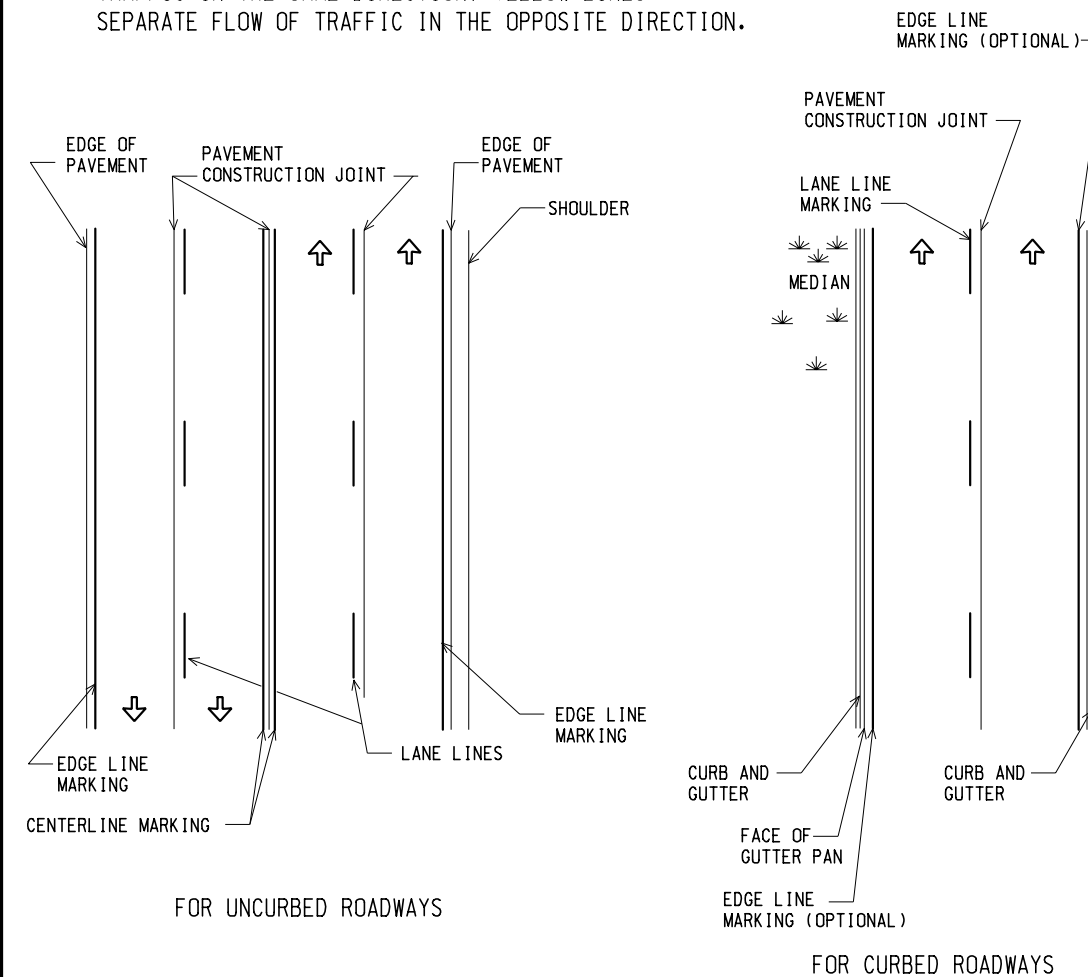


Notes:

- See project documents for correct broken line pattern.

<p>PREPARED BY TSMO DIVISION</p> <p>DRAWN BY: <u>MKB</u></p> <p>CHECKED BY: <u>KMW</u></p>	<p>DEPARTMENT DIRECTOR Paul C. Ajegba</p> <p>APPROVED BY: _____ (SPECIAL DETAIL) DIRECTOR, BUREAU OF FIELD SERVICES</p>	<p>MICHIGAN DEPARTMENT OF TRANSPORTATION BUREAU OF DEVELOPMENT STANDARD PLAN FOR</p> <p>TEMPORARY LONGITUDINAL LINE TYPES & PLACEMENT</p>		
	<p>APPROVED BY: _____ (SPECIAL DETAIL) DIRECTOR, BUREAU OF DEVELOPMENT</p>	<p>(SPECIAL DETAIL) F.H.W.A. APPROVAL</p>	<p>(SPECIAL DETAIL) PLAN DATE</p>	<p>PAVE-904-B</p>

BASIC COLOR RULE: WHITE LINES SEPARATE FLOW OF TRAFFIC IN THE SAME DIRECTION, YELLOW LINES SEPARATE FLOW OF TRAFFIC IN THE OPPOSITE DIRECTION.



PLACEMENT OF LINES

Notes:

- Temporary marking locations shall conform with section 812 of the Standard Specifications for Construction.
- See PAVE-905 for locations of permanent pavement marking lines.
- Remove pavement markings that conflict with proposed temporary traffic markings before making any changes in traffic pattern. Do not use paint or bituminous bond coat to cover existing and inappropriate pavement markings. Tape may only be used with approval of the Engineer.

NOT TO SCALE

<p>MICHIGAN DEPARTMENT OF TRANSPORTATION BUREAU OF DEVELOPMENT STANDARD PLAN</p>	<p>(SPECIAL DETAIL) F.H.W.A. APPROVAL</p>	<p>(SPECIAL DETAIL) PLAN DATE</p>	<p>PAVE-904-B</p>	<p>SHEET 2 OF 2</p>
--	---	-----------------------------------	-------------------	---------------------

NOTE: THE ORIGINAL SIGNED COPY IS KEPT ON FILE AT THE MICHIGAN DEPARTMENT OF TRANSPORTATION.

FINAL ROW PLAN REVISIONS (SUBMITTAL DATE:)								<p>NO SCALE</p>	DATE:	CS:	DRAWING	SHEET
NO.	DATE	AUTH	DESCRIPTION	NO.	DATE	AUTH	DESCRIPTION		DESIGN UNIT:	JN:		
								FILE:	TSC:			