






















U.S. & MICHIGAN

SIGN	SIGN NO.	SIZE	SIGN AREA AREA	SIGN TYPE	
	M1-4	2' x 2'	4	I11B	
	M1-4	2.5' x 2'	5	I11B	
 <small>FOR GUIDE SIGN USE</small>	M1-4a	2.5' x 2.5'	6.25	I11B	
	M1-4a	3' x 2.5'	7.5	I11B	
	M1-4a	3' x 3'	9	I11B	
	M1-4a	3.75' x 3'	11.25	I11B	
	M1-6	2' x 2'	4	I11B	
 <small>FOR GUIDE SIGN USE</small>	M1-6	2.5' x 2'	5	I11B	
	M1-6	3' x 3'	9	I11B	
	M1-6	3.75' x 3'	11.25	I11B	
	M1-6a	2.5' x 2.5'	6.25	I11B	
	M1-6a	3' x 2.5'	7.5	I11B	
	M1-6a	3' x 3'	9	I11B	
	M1-6a	3.77' x 2.83'	10.67	I11B	
	M1-6a	4.57' x 3.92'	17.88	I11B	
		M2-1	1.75' x 1.25'	2.2	I11B
		M3-1	2' x 1'	2	I11B
M3-1		2.5' x 1.25'	3.1	I11B	
	M3-2	2' x 1'	2	I11B	
	M3-2	2.5' x 1.25'	3.1	I11B	
	M3-3	2' x 1'	2	I11B	
	M3-3	2.5' x 1.25'	3.1	I11B	
	M3-4	2' x 1'	2	I11B	
	M3-4	2.5' x 1.25'	3.1	I11B	
	M4-3	2' x 1'	2	I11B	
	M4-3	2.5' x 1.25'	3.1	I11B	
	M4-5	2' x 1'	2	I11B	
	M4-5	2.5' x 1.25'	3.1	I11B	
	M4-6	2' x 1'	2	I11B	
	M4-6	2.5' x 1.25'	3.1	I11B	
	M4-7	2' x 1'	2	I11B	
	M4-7	2.5' x 1.25'	3.1	I11B	
	M5-1	1.75' x 1.25'	2.2	I11B	
	M5-1	2.5' x 1.75'	4.4	I11B	
	M5-2	1.75' x 1.25'	2.2	I11B	
	M5-2	2.5' x 1.75'	4.4	I11B	
	M6-1	1.75' x 1.25'	2.2	I11B	
	M6-1	2.5' x 1.75'	4.4	I11B	
	M6-2	1.75' x 1.25'	2.2	I11B	
	M6-2	2.5' x 1.75'	4.4	I11B	
	M6-3	1.75' x 1.25'	2.2	I11B	
	M6-3	2.5' x 1.75'	4.4	I11B	
	M6-4	1.75' x 1.25'	2.2	I11B	
	M6-4	2.5' x 1.75'	4.4	I11B	
	M6-5	1.75' x 1.25'	2.2	I11B	
	M6-5	2.5' x 1.75'	4.4	I11B	
	M6-6	1.75' x 1.25'	2.2	I11B	
	M6-6	2.5' x 1.75'	4.4	I11B	
	M6-7	1.75' x 1.25'	2.2	I11B	
	M6-7	2.5' x 1.75'	4.4	I11B	



PREPARED BY
DESIGN DIVISION

DRAWN BY: AKJ

CHECKED BY: AJU

DEPARTMENT DIRECTOR
Kirk T. Steudle

Kimberly Avery
Digitally signed by Kimberly Avery
DN: o=State of Michigan,
ou=Michigan.gov,
cn=Kimberly Avery
Date: 2018.05.09 12:10:55 -0400

APPROVED BY: _____
DIRECTOR, BUREAU OF FIELD SERVICES

Bradley C. Wiefelich
Bradley C. Wiefelich May 9 2018 7:43 AM

APPROVED BY: _____
DIRECTOR, BUREAU OF HIGHWAY DEVELOPMENT

MICHIGAN DEPARTMENT OF TRANSPORTATION
BUREAU OF HIGHWAY DEVELOPMENT STANDARD PLAN FOR

STANDARD ROUTE MARKER INSTALLATIONS











05/24/18
F.H.W.A. APPROVAL

03/31/2016
PLAN DATE

SIGN-110-E

SHEET
1 OF 5

INTERSTATE



















SIGN	SIGN NO.	SIZE	SIGN AREA ft ²	SIGN TYPE
	M1-1	2' x 2'	4	IIIA
	M1-1	2.5' x 2'	5	IIIA
	M1-1	2.5' x 2.5'	6.25	IIIA
	M1-1	3' x 2.5'	7.5	IIIA
	M1-1	3' x 3'	9	IIIA
	M1-1	3.75' x 3'	11.25	IIIA
JCT	M2-1a	1.75' x 1.25'	2.2	IIIA
NORTH	M3-1a	2' x 1'	2	IIIA
	M3-1a	2.5' x 1.25'	3.1	IIIA
EAST	M3-2a	2' x 1'	2	IIIA
	M3-2a	2.5' x 1.25'	3.1	IIIA
SOUTH	M3-3a	2' x 1'	2	IIIA
	M3-3a	2.5' x 1.25'	3.1	IIIA
WEST	M3-4a	2' x 1'	2	IIIA
	M3-4a	2.5' x 1.25'	3.1	IIIA
TO	M4-5a	2' x 1'	2	IIIA
	M4-5a	2.5' x 1.25'	3.1	IIIA
END	M4-6a	2' x 1'	2	IIIA
	M4-6a	2.5' x 1.25'	3.1	IIIA
TEMPORARY	M4-7a	2' x 1'	2	IIIA
	M4-7a	2.5' x 1.25'	3.1	IIIA
	M5-1a	1.75' x 1.25'	2.2	IIIA
	M5-1a	2.5' x 1.75'	4.4	IIIA
	M5-2a	1.75' x 1.25'	2.2	IIIA
	M5-2a	2.5' x 1.75'	4.4	IIIA
	M6-1a	1.75' x 1.25'	2.2	IIIA
	M6-1a	2.5' x 1.75'	4.4	IIIA
	M6-2a	1.75' x 1.25'	2.2	IIIA
	M6-2a	2.5' x 1.75'	4.4	IIIA
	M6-3a	1.75' x 1.25'	2.2	IIIA
	M6-3a	2.5' x 1.75'	4.4	IIIA
	M6-4a	1.75' x 1.25'	2.2	IIIA
	M6-4a	2.5' x 1.75'	4.4	IIIA
	M6-5a	1.75' x 1.25'	2.2	IIIA
	M6-5a	2.5' x 1.75'	4.4	IIIA
	M6-6a	1.75' x 1.25'	2.2	IIIA
	M6-6a	2.5' x 1.75'	4.4	IIIA
	M6-7a	1.75' x 1.25'	2.2	IIIA
	M6-7a	2.5' x 1.75'	4.4	IIIA

NOT TO SCALE

MICHIGAN DEPARTMENT OF TRANSPORTATION BUREAU OF HIGHWAY DEVELOPMENT STANDARD PLAN	05/24/18 F.H.W.A. APPROVAL	03/31/2016 PLAN DATE	SIGN-110-E	SHEET 2 OF 5
--	-------------------------------	-------------------------	------------	-----------------

NOTE: THE ORIGINAL SIGNED COPY IS KEPT ON FILE AT THE MICHIGAN DEPARTMENT OF TRANSPORTATION.

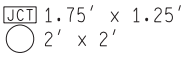

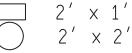

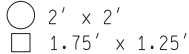

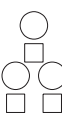
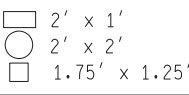

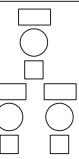
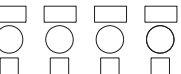
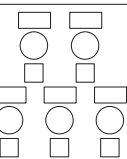
OFF-INTERSTATE LOOP OR SPUR

SIGN	SIGN NO.	SIZE	SIGN AREA ft ²	SIGN TYPE
 (LOOP)	M1-2	2' x 2'	4	IIIA
	M1-2	2.5' x 2'	5	IIIA
	M1-2	2.5' x 2.5'	6.25	IIIA
	M1-2	3' x 2.5'	7.5	IIIA
	M1-2	3' x 3'	9	IIIA
	M1-2	3.75' x 3'	11.25	IIIA
 (SPUR)	M1-3	2' x 2'	4	IIIA
	M1-3	2.5' x 2'	5	IIIA
	M1-3	2.5' x 2.5'	6.25	IIIA
	M1-3	3' x 2.5'	7.5	IIIA
	M1-3	3' x 3'	9	IIIA
	M1-3	3.75' x 3'	11.25	IIIA
	M2-1b	1.75' x 1.25'	2.2	IIIA
	M3-1b	2' x 1'	2	IIIA
	M3-1b	2.5' x 1.25'	3.1	IIIA
	M3-2b	2' x 1'	2	IIIA
	M3-2b	2.5' x 1.25'	3.1	IIIA
	M3-3b	2' x 1'	2	IIIA
	M3-3b	2.5' x 1.25'	3.1	IIIA
	M3-4b	2' x 1'	2	IIIA
	M3-4b	2.5' x 1.25'	3.1	IIIA
	M4-5b	2' x 1'	2	IIIA
	M4-5b	2.5' x 1.25'	3.1	IIIA
	M4-6b	2' x 1'	2	IIIA
	M4-6b	2.5' x 1.25'	3.1	IIIA
	M5-1b	1.75' x 1.25'	2.2	IIIA
	M5-1b	2.5' x 1.75'	4.4	IIIA
	M5-2b	1.75' x 1.25'	2.2	IIIA
	M5-2b	2.5' x 1.75'	4.4	IIIA
	M6-1b	1.75' x 1.25'	2.2	IIIA
	M6-1b	2.5' x 1.75'	4.4	IIIA
	M6-2b	1.75' x 1.25'	2.2	IIIA
	M6-2b	2.5' x 1.75'	4.4	IIIA
	M6-3b	1.75' x 1.25'	2.2	IIIA
	M6-3b	2.5' x 1.75'	4.4	IIIA
	M6-4b	1.75' x 1.25'	2.2	IIIA
	M6-4b	2.5' x 1.75'	4.4	IIIA
	M6-5b	1.75' x 1.25'	2.2	IIIA
	M6-5b	2.5' x 1.75'	4.4	IIIA
	M6-6b	1.75' x 1.25'	2.2	IIIA
	M6-6b	2.5' x 1.75'	4.4	IIIA
	M6-7b	1.75' x 1.25'	2.2	IIIA
	M6-7b	2.5' x 1.75'	4.4	IIIA

NOT TO SCALE

MICHIGAN DEPARTMENT OF TRANSPORTATION BUREAU OF HIGHWAY DEVELOPMENT STANDARD PLAN	05/24/18 F.H.W.A. APPROVAL	03/31/2016 PLAN DATE	SIGN-110-E	SHEET 3 OF 5
--	-------------------------------	-------------------------	------------	-----------------

























NOTE: THE ORIGINAL SIGNED COPY IS KEPT ON FILE AT THE MICHIGAN DEPARTMENT OF TRANSPORTATION.

SIGN	STEEL SUPPORTS				WOOD SUPPORTS			
	NO. OF POSTS	POST SIZE	LENGTH REQUIRED ft	BOTTOM HEIGHT ft	NO. OF POSTS	POST SIZE	LENGTH REQUIRED ft	BOTTOM HEIGHT ft
	1	3 lbs	14	7	1	4 in x 6 in	16	7
			16	7			18	7
					1	4 in x 6 in	16	7
							18	7
	1	3 lbs	15	7				
			16	7				
					1	4 in x 6 in	16	7
							18	7
	1	3 lbs	15	7				
			16	7				
					1	4 in x 6 in	16	7
							18	
					1	6 in x 8 in	20	7
							22	7
	1	3 lbs	16	7	1	4 in x 6 in	16	7
			18	7			18	7
					1	4 in x 6 in	18	7
							18	7
					1	6 in x 8 in	24	7
							26	7
					2	6 in x 8 in	38	7
							40	7
					2	6 in x 8 in	48	7
							50	7

NOT TO SCALE

MICHIGAN DEPARTMENT OF TRANSPORTATION BUREAU OF HIGHWAY DEVELOPMENT STANDARD PLAN	05/24/18 F.H.W.A. APPROVAL	03/31/2016 PLAN DATE	SIGN-110-E	SHEET 4 OF 5
--	-------------------------------	-------------------------	------------	-----------------

NOTE: THE ORIGINAL SIGNED COPY IS KEPT ON FILE AT THE MICHIGAN DEPARTMENT OF TRANSPORTATION.

SIGN	STEEL SUPPORTS				WOOD SUPPORTS			
	NO. OF POSTS	POST SIZE	LENGTH REQUIRED ft	BOTTOM HEIGHT ft	NO. OF POSTS	POST SIZE	LENGTH REQUIRED ft	BOTTOM HEIGHT ft
 2.5' x 1.25'  3' x 3'					1	4 in x 6 in	18	7
 2.5' x 1.25'  3' x 3'  2' x 2'					1	6 in x 8 in	22	7
 2.5' x 1.25'  3' x 3'  2' x 1'  2' x 2'					1	6 in x 8 in	24	7
 2.5' x 1.25'  3' x 3'  2.5' x 1.75'					1	6 in x 8 in	22	7
 2.5' x 1.25'  3.75' x 3'					1	6 in x 8 in	20	7
 2.5' x 1.25'  3.75' x 3'  2' x 2'					1	6 in x 8 in	22	7
 2.5' x 1.25'  3.75' x 3'  2' x 1'  2' x 2'					1	6 in x 8 in	24	7
 2.5' x 1.25'  3.75' x 3'  2.5' x 1.75'					1	6 in x 8 in	22	7

NOT TO SCALE

MICHIGAN DEPARTMENT OF TRANSPORTATION BUREAU OF HIGHWAY DEVELOPMENT STANDARD PLAN	05/24/18 F.H.W.A. APPROVAL	03/31/2016 PLAN DATE	SIGN-110-E	SHEET 5 OF 5
--	-------------------------------	-------------------------	------------	-----------------

NOTE: THE ORIGINAL SIGNED COPY IS KEPT ON FILE AT THE MICHIGAN DEPARTMENT OF TRANSPORTATION.