


HE
147.6
.M5
v.1-P

Statewide



Transportation Analysis & Research

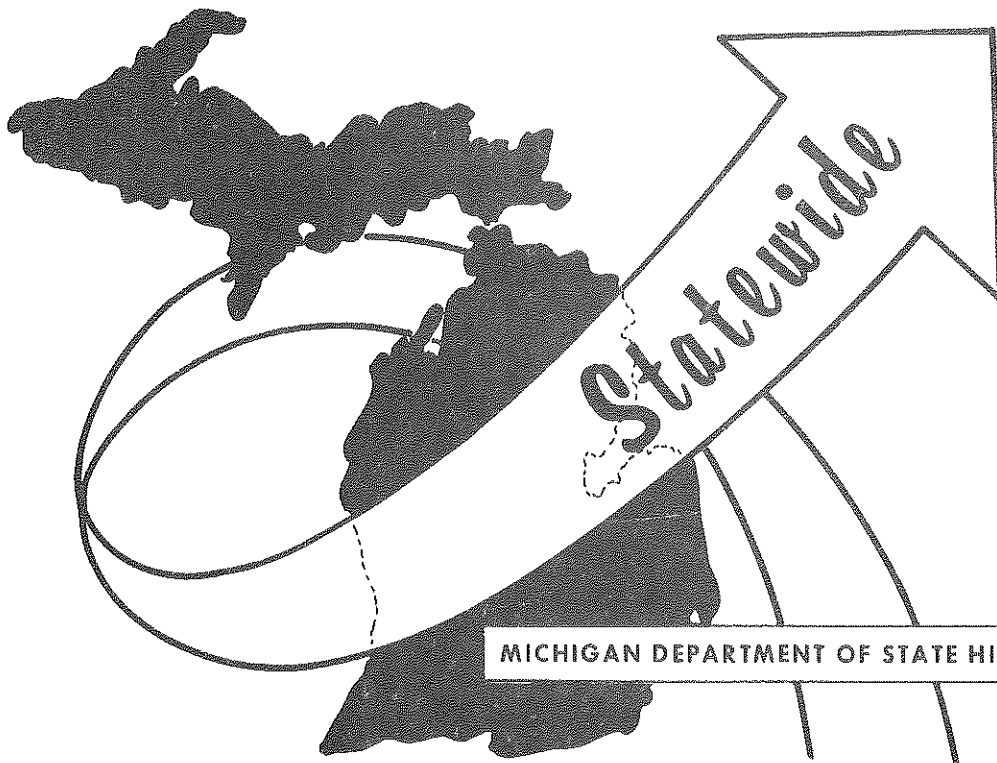
MICHIGAN
STATEWIDE TRAFFIC FORECASTING
MODEL

POPULATION PROJECTIONS
547 ZONE SYSTEM

VOL. I - P

REVISED MAY, 1978

STATEWIDE TRANSPORTATION PROCEDURES



MICHIGAN DEPARTMENT OF STATE HIGHWAYS AND TRANSPORTATION

MICHIGAN DEPARTMENT

OF

STATE HIGHWAYS AND TRANSPORTATION BUREAU OF TRANSPORTATION PLANNING

MICHIGANS
STATEWIDE TRAFFIC FORECASTING
MODEL

POPULATION PROJECTIONS
547 ZONE SYSTEM

VOL. I - P

REVISED MAY, 1978

STATEWIDE TRANSPORTATION PROCEDURES

STATE HIGHWAY COMMISSION

E. V. Erickson
Chairman

Charles H. Hewitt
Vice Chairman

Peter B. Fletcher

Carl V. Pellonpaa

DIRECTOR

John P. Woodford

TABLE OF CONTENTS

POPULATION PROJECTIONS

547 ZONE SYSTEM

BY ALAN R. FRIEND

| | |
|---|-----|
| PREFACE | 1 |
| INTRODUCTION | 2 |
| DATA ANALYSIS AND ZONAL SUMMARIZATION | 6 |
| APPENDIX A | .14 |
| ZONE POPULATION BASED ON GOLDBERG 1966 | |
| APPENDIX B | .36 |
| ZONE POPULATION BASED ON BUREAU OF BUDGET 1974 | |
| APPENDIX C | .58 |
| FRACTION-OF-VARIANCE REMOVED TABLE | |
| APPENDIX D | .59 |
| ZONE POPULATION BASED ON BUREAU OF BUDGET 1978 | |

HIGHWAY COMMISSION
E. V. ERICKSON
CHAIRMAN
CHARLES H. HEWITT
VICE CHAIRMAN
PETER B. FLETCHER
CARL V. PELLONPAA

STATE OF MICHIGAN



WILLIAM G. MILLIKEN, GOVERNOR

DEPARTMENT OF STATE HIGHWAYS AND TRANSPORTATION

STATE HIGHWAYS BUILDING - POST OFFICE DRAWER K - LANSING, MICHIGAN 48904

JOHN P. WOODFORD, DIRECTOR

December 14, 1973

Mr. Sam F. Cryderman
Engineer of Transportation Planning
Transportation Planning Division

Dear Mr. Cryderman:

This report deals with the development of the zonal population projections used in the present 547 zone statewide traffic forecasting model. This document should be reviewed by each of the planning teams as the population is a basic element in the present modeling system.

The zonal population projections from 1970 to 2000 are included in the appendix of this report.

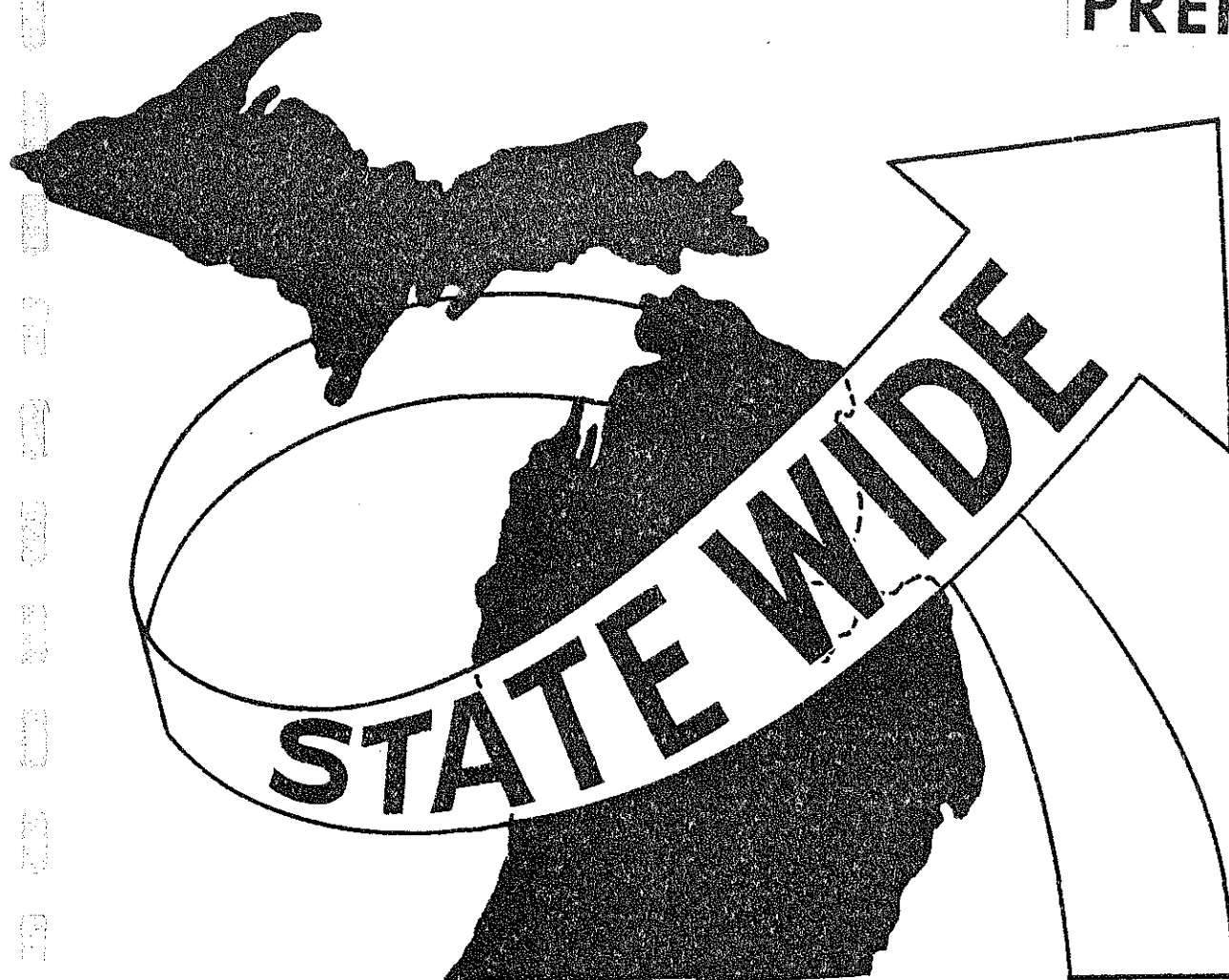
Sincerely,

A handwritten signature in cursive script that reads "Keith E. Bushnell".

Keith E. Bushnell
Engineer of Transportation
Survey and Analysis Section



PREFACE



PREFACE

This report deals with the development of the zonal population projections used in the statewide traffic forecasting model. The modeling system presently being used was calibrated to a 1965 highway network. The population projections used in the model were initially completed by the Population Studies Center at the University of Michigan. These county level projections were then used as input to the small area projection study prepared by Donald E. Bailey, entitled Preliminary Population Projection for Small Areas in Michigan - November, 1966. The present modeling system uses a zonal summarization of these population projections. The zonal summaries have been adjusted by 1970 county level census data and used as the basic input to the trip generation - distribution process.

Because interest has been expressed in new county forecasts now available from the State of Michigan, Bureau of the Budget, new zonal populations based on these forecasts are now available. The following report has been updated to reflect the additional work done with the Bureau of the Budget (B.O.B.) forecasts. The original report is in tact with a few paragraphs at the end of each section explaining the work done with the B.O.B. projections.

In May, 1978, Appendix D was added in response to current data released by the Office of the Budget. A summary report titled, Population Projections for Michigan to the Year 2000, Series 1978-1, is available from the Department of Management and Budget.

STATEWIDE SYSTEM APPLICATION REPORTS

- VOLUME I - OBJECTIVES AND WORK PROGRAM
- VOLUME I-A - REGION 4 WORKSHOP TOPIC SUMMARIES
- VOLUME I-B - SINGLE AND MULTIPLE CORRIDOR ANALYSIS
- VOLUME I-D - PROXIMITY ANALYSIS
- VOLUME I-E - MODEL APPLICATION: COST-BENEFIT ANALYSIS
- VOLUME I-F - AIR AND NOISE POLLUTION
- VOLUME I-G - PSYCHOLOGICAL IMPACT MODEL
- VOLUME I-H - LEVEL OF SERVICE MODEL
- VOLUME I-I - STATEWIDE SOCIO-ECONOMIC AND TRANSPORTATION RESOURCES
- VOLUME I-J - SERVICE AREA MODEL
- VOLUME I-K - EFFECTIVE SPEED MODEL
- VOLUME I-L - SYSTEM IMPACT ANALYSIS GRAPHIC DISPLAY
- VOLUME I-M - MODELING GASOLINE CONSUMPTION
- VOLUME I-O - ACCIDENT RATES 547 ZONE SYSTEM
- VOLUME I-P - POPULATION PROJECTIONS 547 ZONE SYSTEM
- VOLUME II - DEVELOPMENT OF NETWORK MODELS
- VOLUME II-A - EFFICIENT NETWORK UPDATING WITH INTERACTIVE GRAPHICS
- VOLUME II-B - TREE PLOTTING WITH INTERACTIVE GRAPHICS
- VOLUME II-C - CALIBRATION OF MICHIGAN'S STATEWIDE TRAFFIC FORECASTING MODEL
- VOLUME III - SEGMENTAL MODEL
- VOLUME III-A - SEMI-AUTOMATIC NETWORK GENERATOR USING A "DIGITIZER"
- VOLUME III-B - AUTOMATIC NETWORK GENERATOR USING INTERACTIVE GRAPHICS
- VOLUME IV - AASHTO REPORT
- VOLUME IV-A - MICHIGAN'S STATEWIDE MODELING SYSTEM - SYNOPSIS
- VOLUME V - PART A - REFORMATION - TRIP DATA BANK PREPARATION
- VOLUME V - PART B - DEVELOPMENT OF SOCIO-ECONOMIC DATA BANK FOR TRIP GENERATION - DISTRIBUTION
- VOLUME V-A - SINGLE STATION O&D PROCEDURES MANUAL
- VOLUME V-B - EXTERNAL O&D PROCEDURES MANUAL
- VOLUME VI - CORRIDOR LOCATION DYNAMICS
- VOLUME VI-A - ENVIRONMENTAL SENSITIVITY COMPUTER MAPPING
- VOLUME VII - DESIGN HOUR VOLUME MODEL
- VOLUME VII-A - CAPACITY ADEQUACY FORECASTING MODEL
- VOLUME VII-B - MODELING MAJOR FACILITY OPENING IMPACT ON DHV
- VOLUME VIII - PUBLIC AND PRIVATE FACILITY FILE
- VOLUME VIII-A - CONVERSION OF INDUSTRIAL EXPANSION FILE
- VOLUME IX - SOCIO-ECONOMIC DATA FILE
- VOLUME IX-A - MAPPING SOCIO-ECONOMIC DATA WITH SYMAP
- VOLUME IX-B - CONVERSION OF THE AGRICULTURAL CENSUS FILE
- VOLUME IX-C - TAX RATE AND ASSESSED VALUATION INFORMATION
- VOLUME IX-D - SCHOOL DISTRICT DATA FILE
- VOLUME X-A - TRAVEL IMPACT ANALYSIS PROCEDURES
- VOLUME X-A-1 - AUTOMATED DESIRELINE PLOTTING
- VOLUME X-A-2 - TRAFFIC FORECASTING FOR A SPECIAL GENERATOR
- VOLUME X-B - SOCIAL IMPACT ANALYSIS PROCEDURES
- VOLUME X-C - ECONOMIC IMPACT ANALYSIS PROCEDURES
- VOLUME XI - COMPUTER RUN TIMES
- VOLUME XIII - MICHIGAN GOES MULTI-MODAL

VOLUME XIII-A - MULTI-MODAL MOBILITY AND ACCESSIBILITY ANALYSIS
VOLUME XIII-B - 1972 STATEWIDE RAIL NETWORK - SUMMARY TABULATIONS
VOLUME XIII-C - MICHIGAN'S RAIL CROSSING INVENTORY AND ANALYSIS PROCESS
VOLUME XIII-D - IMPACT OF POPULATION AND ENERGY ON TRANSPORTATION
NEEDS - A MULTI-MODAL APPROACH
VOLUME XIV-A - COMMODITY FLOW MATRIX - ANN ARBOR RAILROAD
VOLUME XIV-B - COMMODITY FLOW MATRIX - PENN CENTRAL RAILROAD
VOLUME XIV-C - COMMODITY FLOW MATRIX - MICHIGAN RAILROADS 1% SAMPLE
VOLUME XV-A - RAILROAD FINANCIAL IMPACT ANALYSIS
VOLUME XV-B - RAILROAD COMMUNITY IMPACT ANALYSIS
VOLUME XVI - DIAL-A-RIDE
VOLUME XVII - INTERMODAL IMPACT ANALYSIS - TRUCK AND RAILROAD
VOLUME XVIII - OUTLINE ANALYSIS PROGRAM

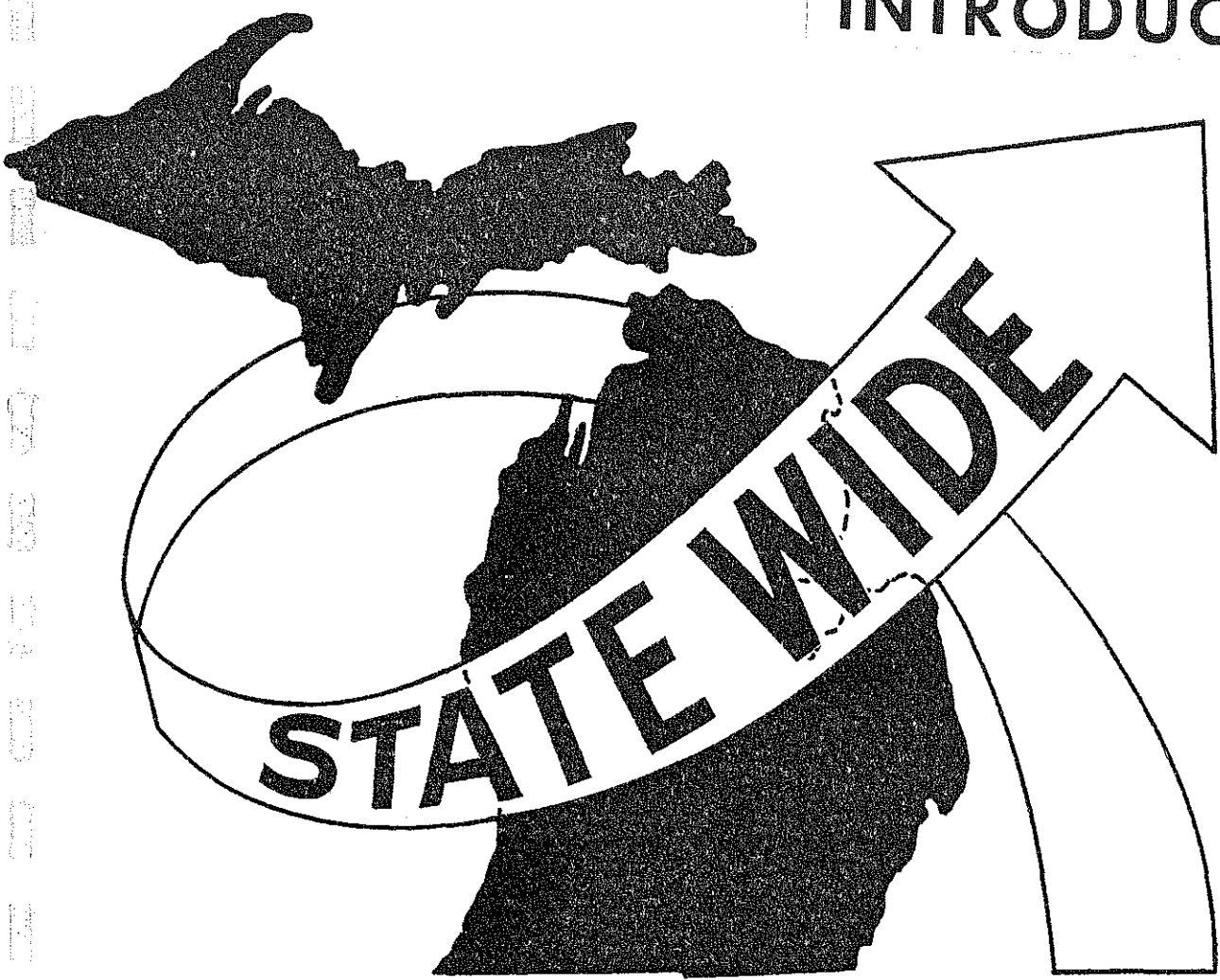
STATEWIDE SYSTEM DEVELOPMENT REPORTS

- REPORT 1 - COMMUNITY COLLEGE SERVICE - AREA ANALYSIS
- REPORT 2 - PROXIMITY OF PEOPLE TO GENERAL PURPOSE HOSPITALS
- REPORT 3 - INDUSTRIAL PARK PROXIMITY ANALYSIS
- REPORT 4 - PROXIMITY OF AUTOMOBILE INJURY ACCIDENTS TO HOSPITALS
- REPORT 5 - PROXIMITY OF AIRPORTS WITH SCHEDULED SERVICE TO POPULATION
- REPORT 6 - REGIONAL PARK PROXIMITY ANALYSIS
- REPORT 7 - RIFLE RANGE PROXIMITY ANALYSIS
- REPORT 8 - AMBULANCE SERVICE - AREA ANALYSIS
- REPORT 9 - COMPREHENSIVE STATEWIDE PLANNING
- REPORT 10 - GRAPHIC DISPLAY OF FIXED-OBJECT ACCIDENT DATA
- REPORT 11 - PRELIMINARY INVESTIGATION: A TECHNIQUE FOR THE PROJECTION OF ACCIDENT RATES
- REPORT 12 - IMPACT OF 50, 55, OR 60 M.P.H. STATEWIDE SPEED LIMIT
- REPORT 13 - A METHOD FOR FUNCTIONALLY CLASSIFYING RURAL ARTERIAL HIGHWAYS
- REPORT 14 - ECONOMIC AND TRAVEL IMPACTS OF SPEED LIMIT REDUCTION USING A STATEWIDE TRANSPORTATION MODELING SYSTEM
- REPORT 15 - I-69 IMPACT ON THE ACCESSIBILITY OF HEALTH, FIRE, AND AMBULANCE SERVICES TO RESIDENTIAL AREAS
- REPORT 16 - CRISIS OR OPPORTUNITY: APPLICATION OF AN OPERATIONAL STATEWIDE TRANSPORTATION MODELING SYSTEM
- REPORT 17 - US-23 CORRIDOR LOCATION STUDY - PRELIMINARY TRAVEL IMPACT ANALYSIS
- REPORT 19 - GRAPHIC DISPLAY OF ACCIDENT DATA
- REPORT 20 - DEMOGRAPHIC INFORMATION FOR THE NORTHWEST REGION
- REPORT 21 - AMTRAK MARKET AREA ANALYSIS - SYSTEM APPLICATION

STATEWIDE SYSTEM REFERENCE HANDBOOKS

- REFERENCE HANDBOOK #1 - STATEWIDE BUS TICKET SURVEY TRAVEL CHARACTERISTICS
- REFERENCE HANDBOOK #2 - MICHIGAN'S PERMANENT TRAFFIC RECORDER TRENDS - POTENTIAL APPLICATION IN TRANSPORTATION PLANNING - ENERGY ANALYSIS
- REFERENCE HANDBOOK #3 - MINOR ORIGIN & DESTINATION TRAVEL CHARACTERISTICS - PART A

INTRODUCTION



INTRODUCTION

The present statewide traffic forecasting model uses population as the basic variable in trip generation - distribution. The population data has been developed and summarized into the zone system appearing in figure 1 for instate zones (508). Figure 2 is the zone system for outstate zones.

The population projections are the direct result of a paper prepared by Donald E. Bailey in November 1966 entitled Preliminary Population Projections for Small Areas in Michigan.

That paper contained population for 1,389 small areas in Michigan for years 1965 to 2000. Those projections were prepared for use in the highway portion of the transportation models being developed by the Michigan Department of Highways and Transportation and Arthur D. Little, Inc. The small area projections were based on the County projections presented in Michigan Population - 1960 - to 1980*. The county projections in that report served as control totals for the sub-county units. Therefore, the small area projections are actually distributions of county projections. They are preliminary projections based on a simplified projection technique which is explained in detail in the small area report.

These small area projections were summarized to the 547 zone system and the zonal population totals were adjusted on a straight line. The adjustment factor for each zonal projection was calculated by dividing the 1970 projection for the county by the 1970

* Michigan Population - 1960 to 1980, Population Studies Center, University of Michigan, in cooperation with the State Resource Planning Division, Office of Economic Expansion, Michigan Department of Commerce. (Working Paper No. 1, January, 1966).



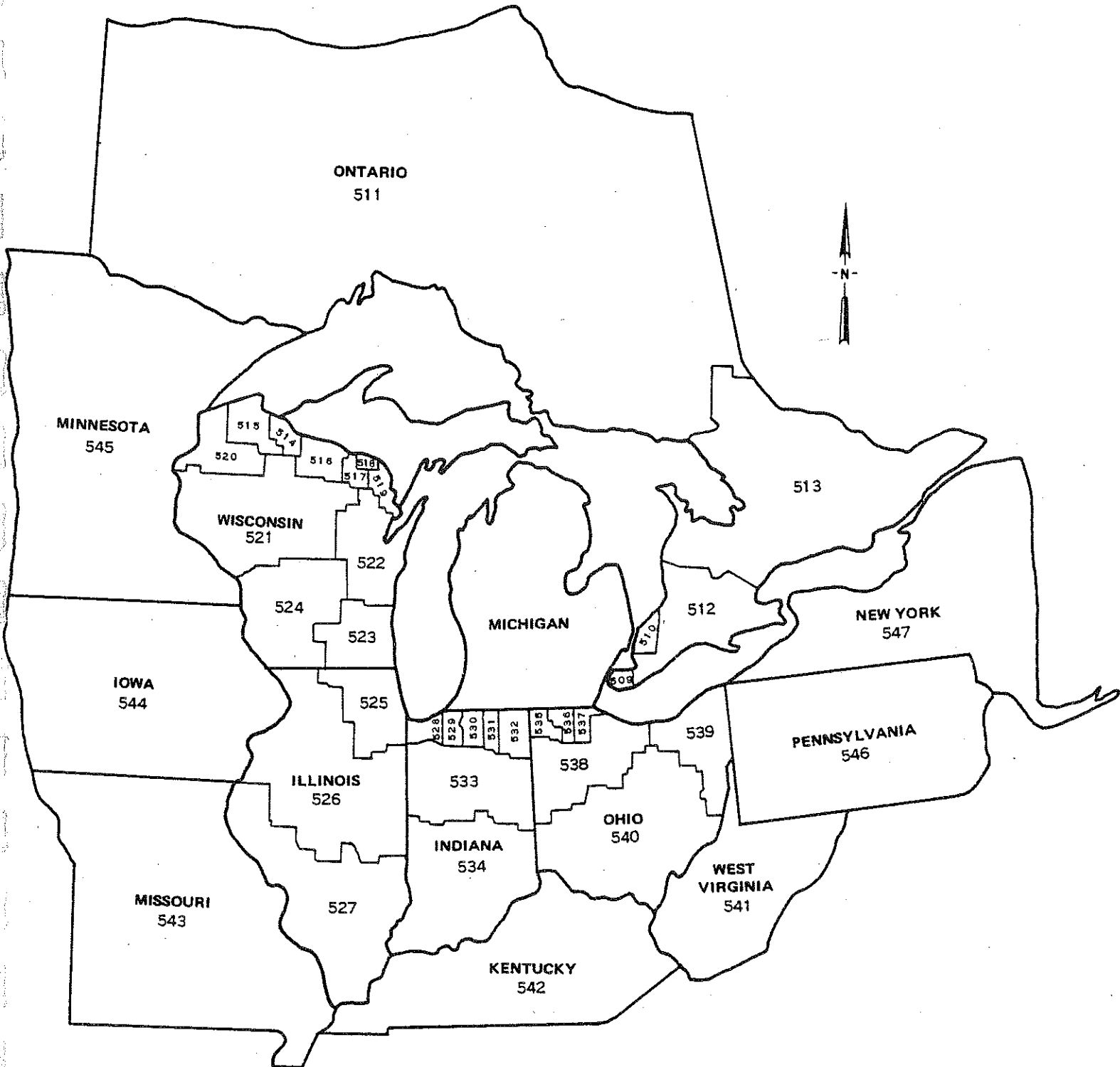
547 ZONE STATEWIDE MODEL
 (INSTATE ZONES)
 DECEMBER 1972

FIGURE 1

FIGURE 2

MICHIGAN'S TRANSPORTATION MODELING SYSTEM

547 ZONE
OUTSTATE ANALYSIS ZONES



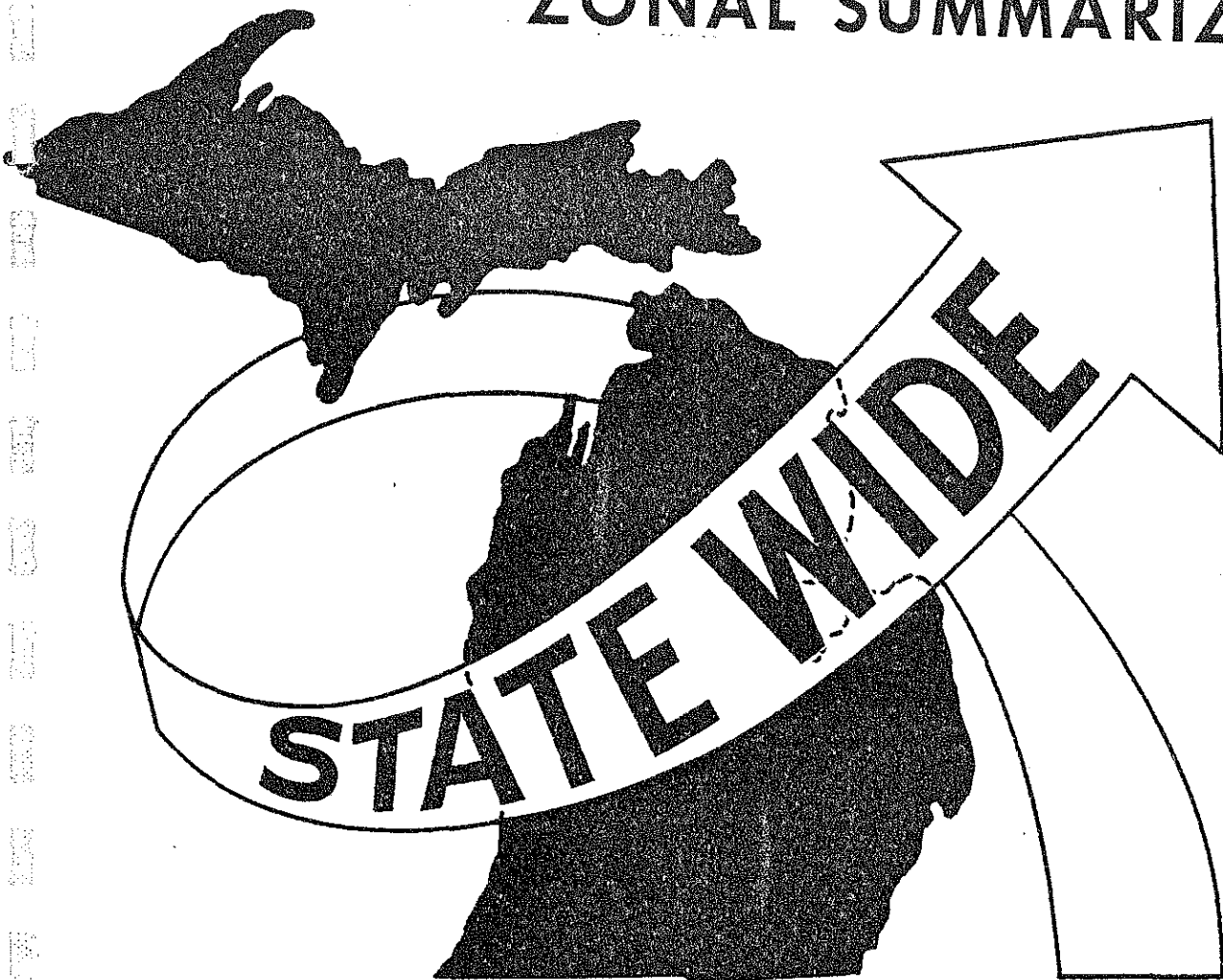
Census figure for the county and applying this county factor to all zonal projections in that county. This was done in a simplified attempt at correcting the projections as the result of new 1970 census data.

The B.O.B. county projections were completed through 1990. Because of a need for later projections (especially 1995 and 2000), the B.O.B. projections were extended beyond 1990 by simple linear regression methods.

To obtain zonal projections from the B.O.B. county projections, each county population was split among the zones within that county. The percentage each zone received of the county total was assumed to be the same as with the earlier set of projections.

While realizing that our methods of "projecting projections" leave room for improvement, it was felt that this approach was preferable to not using the projections at all and would still allow us to do a fairly decent job until such time that someone with more expertise could advise what projections might better be used beyond 1990.

**DATA ANALYSIS
AND
ZONAL SUMMARIZATION**



DATA ANALYSIS AND ZONAL SUMMARIZATION

This section is a brief review of the methods used in obtaining the population projections used in the statewide traffic forecasting model. The population data used in making the small area projections was taken from the U.S. Census of Population for 1940, 1950, and 1960 for minor civil divisions. Total population figures were used. The basic data units used in the projections were cities with 1960 populations of 2,500 or more. The projection method required data units with the same boundaries in each historical year, therefore certain minor civil divisions were combined into larger data units, the boundaries of which had been unchanged, or nearly unchanged, between 1940 and 1960. The projection of population density for small areas requires data on land area. The basic source of this data is Areas of the United States: 1940*,.

Adjustment of the area figures was required, as for the population figures, because of the combinations of minor civil divisions into data units. The bulk of the adjustments were made to account for annexations.

"Projection Method. A simplified projection method was used to obtain the preliminary figures in this paper. The procedures are as follows:

- 1) The projections of total population by counties presented in Michigan Population - 1960 to 1980, and an unpublished extension of these projections to 2000, were used as control totals. The sum of the projected populations for all data units in each county was forced to equal the projected County totals for 1965, 1970, 1985, 1980, and 2000.

* Areas of the United States: 1940, U.S. Government Printing Office, Washington, 1942.

- 2) Each data unit's population was then expressed as a fractional share of its county population in 1940, 1950, and 1960.
- 3) A regression line of the following form was then fitted to the shares for each data unit:

$$P = a + b \times \log t$$

where P = population
 $t = \frac{\text{Year} - 1930}{10}$ (i.e., 1940: 1, 1950: 2, etc.)

a and b = regression coefficients

The same type of regression line was fitted to each data unit. Incorporating the log of time in the equations has the effect of reducing an indicated past rate of increase or decrease in each unit's share of its parent county population.

- 4) The unit shares projected for each of the projection years were then multiplied by the projected county populations for each projection year to arrive at the projected unit populations.
- 5) In order to avoid negative share projections, which could have resulted in some cases of declining shares, a constraint was incorporated that no data unit could fall below 1/10 of 1% of its parent county. In the few cases where this constraint applied, the projected shares of other data units in the county are below the values which would have occurred without the constraint.
- 6) In the 1940 Census of Population, students were enumerated at their home residence rather than at college as in 1950 and 1960. To avoid gross projection errors due to non-comparable statistics, 1940 data was not used in the projec-

tions for data units where the 1940 college enrollment was 750 or more and was 10% or more of total population. This criterion applied to seven places: Mt. Pleasant, Ypsilanti, East Lansing, Houghton, Ann Arbor, Albion, and Big Rapids. 1940 enrollment data was not readily available for all institutions, and there may be minor projection errors where places meeting the above criterion were overlooked. Lesser errors will exist in some small college situations. An alternative adjustment method was considered -- adding 1940 enrollment to 1940 enumerated population -- but was rejected because there was no way of accurately assigning corresponding reductions in population to the students' home residences.

- 7) The sum of the projected shares would not necessarily total exactly 100% of the county total, and therefore the sum of the projected data units would not necessarily total exactly the county projected population. To adjust for this difference, the projected population for each unit was multiplied by the factor: $\text{County Projected Total} / \text{Sum of Data Unit Projections}$. This small area population projection information was then summarized to the zone level by determining which small areas belonged to each zone. This resulted in zonal totals for all zones in Michigan based on these projections. *

*Preliminary Population Projections for Small Areas in Michigan - Working Paper #9. State Resource Planning Program Michigan Department of Commerce November, 1966.

Early in 1971 the statewide travel model was calibrated to the extent that it could be used to forecast future travel volumes on state-trunklines in Michigan. At this point in time the preliminary 1970 census county totals had been distributed to states and it was decided that the zonal projections should at least be updated based on 1970 county census data. This was accomplished by obtaining the ratio of forecasted 1970 county total and the 1970 census county total. This county ratio (83 total) was then applied to all zones in that county for all future years. The results of this process appears in Appendix A. These figures are the zonal population projection used in the statewide traffic forecasting model.

The Bureau of the Budget county projections were based upon the cohort survival technique. Those interested in more details concerning the methods and the actual projections are referred to the publication Population Projections for the Counties of Michigan, revised October, 1974. This document is available in many libraries throughout the State or at:

Documents Library
State Library Services
1st Floor Law Building
Lansing, Michigan 48913

or:

Planning and Policy Analysis Division
Bureau of the Budget
Department of Management and Budget
Lewis Cass Building
Lansing, Michigan 48913

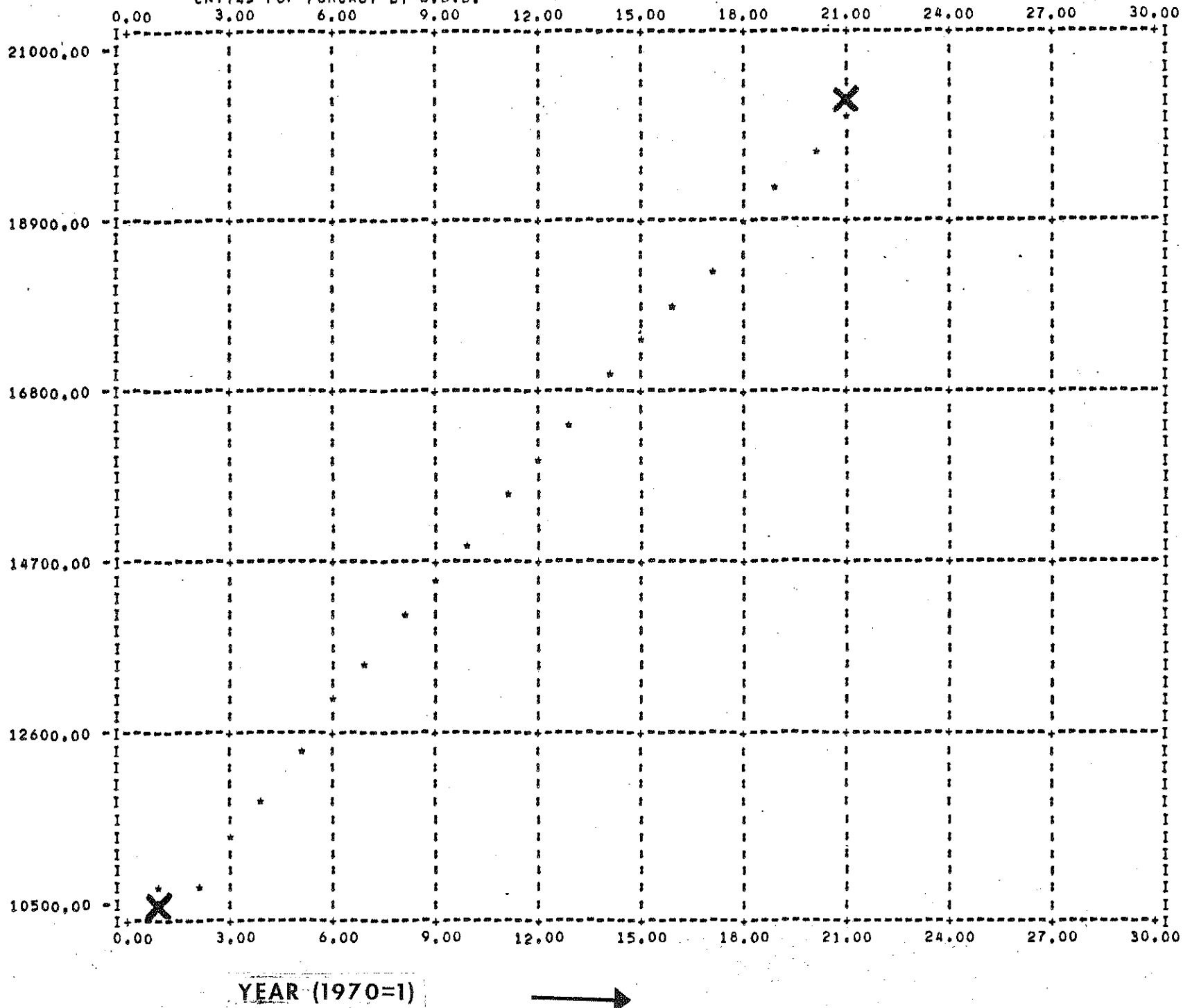
As mentioned earlier, these county projections were extended to 1990 with simple linear regression. Most counties were extremely good linear fits. A sample plot for Leelanau County showing the B.O.B. projections (*) and the end points (X) of the best line

through the projections can be seen in Figure 3.

The first regression runs using twenty-one points (1970 through 1990) resulted in all but fifteen counties with an acceptable linear fit. Many of these fifteen did have an acceptable fit from a strictly academic viewpoint, but were not accepted immediately because the largest deviations were at the 1990 end of the line. Since the task was to obtain projections beyond 1990, it was hoped that the extensions beyond 1990 might be improved by looking at these counties again. For some of these fifteen counties, the data scatter indicated a piecewise linear fit should be used. In these cases, only the last piece near the 1990 end was used. Other examples indicated a non-linear transformation be used. Figure 4 shows a scatter plot of Midland County projections using a square-root transformation. A measurement of how well data fits the regression line produced is the "fraction of variance removed". The maximum value of this measure is 1.00. Any value over .80 is considered excellent. A list of the fifteen counties which were reexamined and their final fraction-of-variance-removed may be seen in Appendix C. In the final analysis, all counties had a fraction-of-variance-removed over .80 and better than 85% of the counties were over .95.

Once county projections were complete beyond 1990, the county populations were split to the Statewide Transportation Modeling System's zones (Figure 1). All zones received the same percentage of the counties population as in the prior population projections as discussed earlier in this report.

CNTY45 POP FORECAST BY B.D.B.

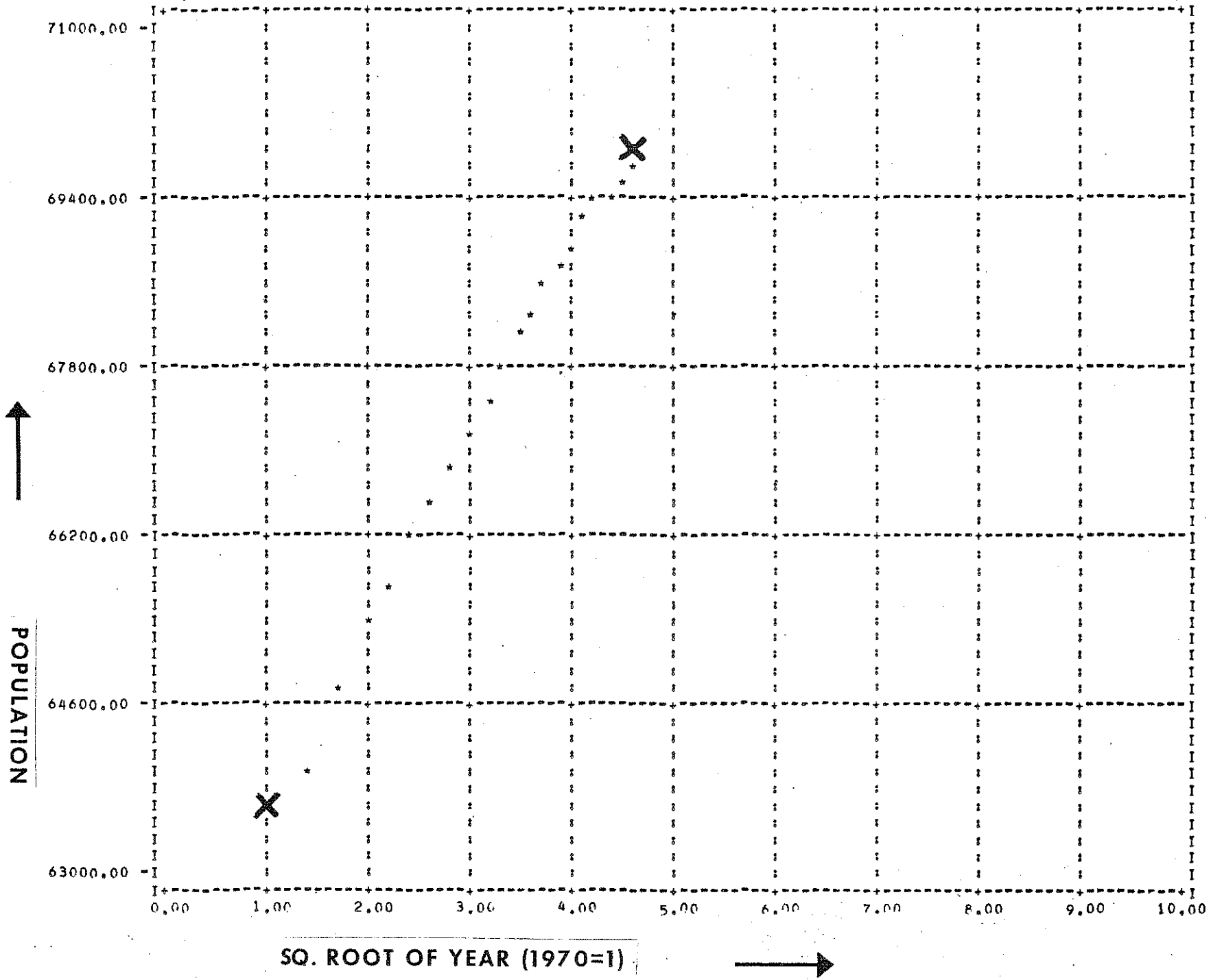


LEELANAU

FIGURE 3

YEAR (1970=1)

CNT APR FOP BY .R.



-12-



POPULATION

SQ. ROOT OF YEAR (1970=1)

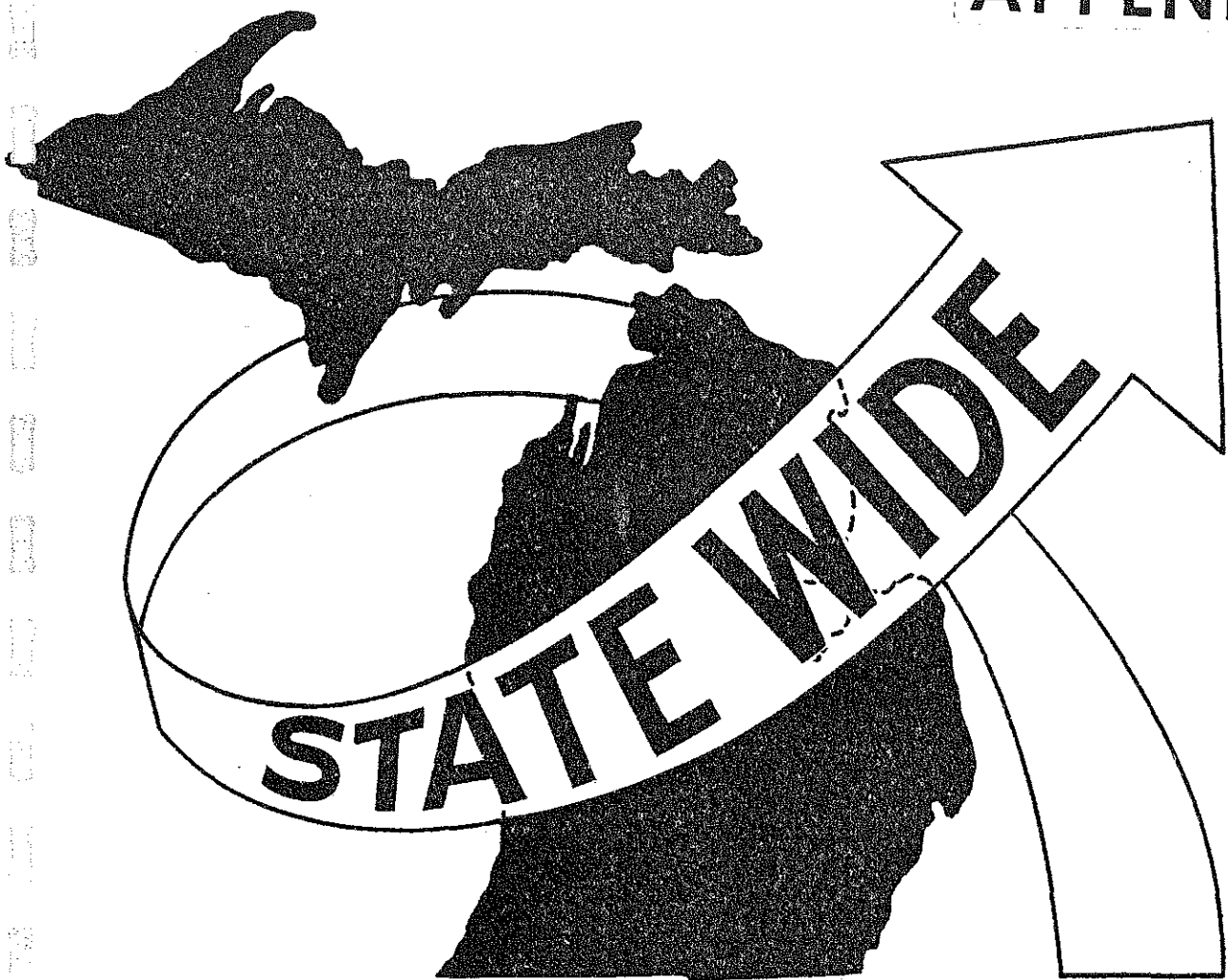


MIDLAND

FIGURE 4

The final zone projections in five year increments from 1970 to 2000 are presented in Appendix B. These populations or those in Appendix A could be used in the statewide traffic forecasting model.

APPENDIX A



| <u>ZONE</u> | <u>1970</u> | <u>1975</u> | <u>1980</u> | <u>1985</u> | <u>1990</u> | <u>1995</u> | <u>2000</u> |
|-------------|-------------|-------------|-------------|-------------|-------------|-------------|-------------|
| 1 | 5928 | 5849 | 6151 | 6250 | 6348 | 6442 | 6541 |
| 2 | 1185 | 1132 | 1130 | 1125 | 1122 | 1117 | 1113 |
| 3 | 3677 | 3549 | 3552 | 3554 | 3557 | 3559 | 3561 |
| 4 | 2038 | 1999 | 2032 | 2057 | 2082 | 2107 | 2132 |
| 5 | 2276 | 2098 | 2017 | 1953 | 1888 | 1824 | 1760 |
| 6 | 577 | 564 | 572 | 576 | 582 | 588 | 593 |
| 7 | 10961 | 11210 | 11646 | 12110 | 12573 | 13039 | 13502 |
| 8 | 8280 | 8579 | 9019 | 9483 | 9947 | 10411 | 10875 |
| 9 | 14104 | 14838 | 15806 | 16825 | 17845 | 18864 | 19884 |
| 10 | 13302 | 13859 | 14636 | 15455 | 16272 | 17091 | 17909 |
| 11 | 5264 | 5539 | 5901 | 6283 | 6665 | 7046 | 7428 |
| 12 | 14664 | 15202 | 15990 | 16818 | 17649 | 18478 | 19308 |
| 13 | 13805 | 14040 | 14529 | 15024 | 15518 | 16013 | 16507 |
| 14 | 10625 | 11629 | 12825 | 14042 | 15258 | 16475 | 17690 |
| 15 | 6278 | 6322 | 6478 | 6636 | 6795 | 6955 | 7114 |
| 16 | 3509 | 3392 | 3370 | 3373 | 3376 | 3378 | 3382 |
| 17 | 3646 | 3668 | 3784 | 3914 | 4045 | 4177 | 4307 |
| 18 | 5457 | 5538 | 5753 | 5988 | 6223 | 6459 | 6694 |
| 19 | 3515 | 3581 | 3749 | 3912 | 4074 | 4237 | 4400 |
| 20 | 3015 | 3108 | 3288 | 3463 | 3638 | 3812 | 3986 |
| 21 | 4619 | 4604 | 4725 | 4843 | 4960 | 5079 | 5197 |
| 22 | 4403 | 4409 | 4501 | 4619 | 4739 | 4859 | 4978 |
| 23 | 2433 | 2425 | 2464 | 2520 | 2576 | 2631 | 2687 |
| 24 | 953 | 957 | 981 | 1009 | 1037 | 1065 | 1092 |
| 25 | 6501 | 6483 | 6620 | 6755 | 6890 | 7025 | 7160 |

P O P U L A T I O N S

| ZONE ----- | 1970 ----- | 1975 ----- | 1980 ----- | 1985 ----- | 1990 ----- | 1995 ----- | 2000 ----- |
|---------------|---------------|---------------|---------------|---------------|---------------|---------------|---------------|
| 26 | 11468 | 11529 | 11871 | 12201 | 12531 | 12863 | 13193 |
| 27 | 10901 | 11052 | 11463 | 11854 | 12248 | 12641 | 13032 |
| 28 | 9296 | 9510 | 9945 | 10358 | 10772 | 11186 | 11600 |
| 29 | 54439 | 54798 | 56245 | 57780 | 59316 | 60850 | 62385 |
| 30 | 15896 | 17324 | 19053 | 20813 | 22574 | 24334 | 26095 |
| 31 | 21694 | 22328 | 25003 | 26910 | 28819 | 30726 | 32633 |
| 32 | 14890 | 15525 | 16454 | 17408 | 18361 | 19316 | 20269 |
| 33 | 10420 | 10662 | 10111 | 11577 | 12043 | 12509 | 12976 |
| 34 | 2571 | 2660 | 2821 | 2943 | 3065 | 3188 | 3310 |
| 35 | 3896 | 3840 | 3915 | 3957 | 3999 | 4041 | 4083 |
| 36 | 2126 | 2083 | 2089 | 2093 | 2098 | 2103 | 2106 |
| 37 | 27523 | 28089 | 28766 | 29691 | 30614 | 31539 | 32463 |
| 38 | 14351 | 15355 | 16433 | 17733 | 19032 | 20330 | 21630 |
| 39 | 33393 | 36361 | 39528 | 43291 | 47051 | 50813 | 54755 |
| 40 | 13448 | 14454 | 15540 | 16842 | 18143 | 19445 | 20747 |
| 41 | 6327 | 6601 | 6909 | 7290 | 7672 | 8054 | 8438 |
| 42 | 9450 | 10042 | 10679 | 17455 | 12230 | 13006 | 13781 |
| 43 | 12312 | 13198 | 14148 | 15292 | 16434 | 17579 | 18722 |
| 44 | 16024 | 17347 | 18758 | 20441 | 22124 | 23807 | 24489 |
| 45 | 12988 | 13288 | 13649 | 14131 | 14614 | 15096 | 15578 |
| 46 | 13414 | 15090 | 16863 | 18940 | 21017 | 23094 | 25171 |
| 47 | 4645 | 4827 | 5029 | 5284 | 5539 | 5794 | 6049 |
| 48 | 9099 | 9436 | 9444 | 10482 | 11020 | 11557 | 12095 |
| 49 | 4214 | 4408 | 4677 | 4964 | 5250 | 5536 | 5824 |
| 50 | 5757 | 5926 | 6198 | 6487 | 6775 | 7065 | 7354 |

P O P U L A T I O N S

| ZONE | 1970 | 1975 | 1980 | 1985 | 1990 | 1995 | 2000 |
|------|-------|-------|-------|-------|-------|-------|-------|
| 51 | 4229 | 4420 | 4686 | 4970 | 5254 | 5538 | 5822 |
| 52 | 4332 | 4471 | 4689 | 4920 | 5153 | 5383 | 5615 |
| 53 | 4434 | 4605 | 4856 | 5121 | 5387 | 5653 | 5917 |
| 54 | 5841 | 6481 | 7235 | 8038 | 8841 | 9644 | 10447 |
| 55 | 38931 | 37806 | 37055 | 36993 | 36931 | 36870 | 36808 |
| 56 | 4296 | 4391 | 4514 | 4713 | 4913 | 5112 | 5312 |
| 57 | 7670 | 7873 | 8129 | 8523 | 8915 | 9308 | 9702 |
| 58 | 25776 | 27646 | 29614 | 32052 | 34490 | 36928 | 39365 |
| 59 | 10817 | 11498 | 12229 | 13156 | 14083 | 15010 | 15937 |
| 60 | 6824 | 6969 | 7163 | 7479 | 7793 | 8108 | 8423 |
| 61 | 4961 | 5650 | 5870 | 6187 | 6503 | 6819 | 7136 |
| 62 | 10881 | 11339 | 11862 | 12581 | 13300 | 14019 | 14739 |
| 63 | 8290 | 8689 | 9131 | 9724 | 10317 | 10910 | 11503 |
| 64 | 2469 | 2574 | 2694 | 2858 | 3023 | 3188 | 3352 |
| 65 | 1683 | 1669 | 1669 | 1698 | 1728 | 1757 | 1786 |
| 66 | 12112 | 12592 | 13148 | 13923 | 14698 | 15473 | 16247 |
| 67 | 7253 | 7279 | 7360 | 7571 | 7782 | 7993 | 8203 |
| 68 | 6583 | 6889 | 7257 | 7674 | 8092 | 8509 | 8926 |
| 69 | 10991 | 11609 | 12339 | 13162 | 13984 | 14906 | 15627 |
| 70 | 7224 | 8001 | 8859 | 9818 | 10778 | 11737 | 12697 |
| 71 | 6942 | 7613 | 8361 | 9197 | 10034 | 10870 | 11707 |
| 72 | 2992 | 2977 | 2985 | 3001 | 3018 | 3034 | 3059 |
| 73 | 2949 | 3010 | 3098 | 3198 | 3299 | 3401 | 3502 |
| 74 | 5631 | 5904 | 6233 | 6605 | 6978 | 7350 | 7723 |
| 75 | 3519 | 3507 | 3830 | 4016 | 4203 | 4389 | 4576 |

POPULATIONS

| ZONE | 1970 | 1975 | 1980 | 1985 | 1990 | 1995 | 2000 |
|------|-------|-------|-------|-------|-------|-------|-------|
| 76 | 1970 | 2001 | 2090 | 2166 | 2244 | 2322 | 2399 |
| 77 | 3686 | 3745 | 3911 | 4059 | 4206 | 4354 | 4501 |
| 78 | 7366 | 7450 | 7763 | 8034 | 8305 | 8579 | 8850 |
| 79 | 5553 | 5498 | 5601 | 5723 | 5845 | 5967 | 6089 |
| 80 | 4473 | 4170 | 4281 | 4405 | 4526 | 4649 | 5072 |
| 81 | 4156 | 4148 | 4248 | 4362 | 4478 | 4591 | 4703 |
| 82 | 2391 | 2361 | 2399 | 2445 | 2493 | 2539 | 2586 |
| 83 | 17148 | 17574 | 18075 | 19260 | 20446 | 21632 | 22818 |
| 84 | 2217 | 2220 | 2232 | 2321 | 2411 | 2501 | 2591 |
| 85 | 987 | 971 | 960 | 982 | 1004 | 1026 | 1048 |
| 86 | 1664 | 1701 | 1744 | 1850 | 1954 | 2057 | 2163 |
| 87 | 8342 | 9039 | 9737 | 10786 | 11835 | 12882 | 13930 |
| 88 | 2054 | 2104 | 2164 | 2297 | 2429 | 2563 | 2695 |
| 89 | 5256 | 5493 | 5836 | 6151 | 6466 | 6781 | 7096 |
| 90 | 6114 | 6379 | 6764 | 7114 | 7467 | 7818 | 8169 |
| 91 | 5325 | 5391 | 5566 | 5857 | 6146 | 6434 | 6724 |
| 92 | 6672 | 7182 | 7718 | 8356 | 8995 | 9633 | 10272 |
| 93 | 4832 | 5460 | 6123 | 6916 | 7708 | 8501 | 9294 |
| 94 | 4001 | 4221 | 4454 | 4729 | 5004 | 5279 | 5553 |
| 95 | 4994 | 5285 | 5589 | 5954 | 6317 | 6680 | 7044 |
| 96 | 3847 | 4084 | 4333 | 4630 | 4925 | 5221 | 5518 |
| 97 | 5962 | 6459 | 6979 | 7600 | 8223 | 8845 | 9467 |
| 98 | 3429 | 3725 | 4036 | 4408 | 4779 | 5150 | 5521 |
| 99 | 3017 | 3219 | 3429 | 3681 | 3933 | 4185 | 4437 |
| 100 | 11738 | 13291 | 14429 | 16886 | 18843 | 20800 | 22757 |

P O P U L A T I O N S

| ZONE | 1970 | 1975 | 1980 | 1985 | 1990 | 1995 | 2000 |
|------|-------|-------|-------|-------|-------|-------|-------|
| 101 | 2143 | 2180 | 2220 | 2250 | 2290 | 2330 | 2365 |
| 102 | 4339 | 4598 | 4940 | 5344 | 5737 | 6130 | 6531 |
| 103 | 15368 | 15444 | 15942 | 16373 | 16804 | 17235 | 17666 |
| 104 | 3061 | 3120 | 3259 | 3382 | 3505 | 3628 | 3752 |
| 105 | 2226 | 2154 | 2146 | 2138 | 2128 | 2120 | 2111 |
| 106 | 11188 | 11416 | 11941 | 12400 | 12859 | 13318 | 13778 |
| 107 | 1521 | 1397 | 1319 | 1249 | 1179 | 1110 | 1039 |
| 108 | 2560 | 2467 | 2449 | 2429 | 2410 | 2389 | 2369 |
| 109 | 13978 | 13817 | 14140 | 14382 | 14623 | 14865 | 15108 |
| 110 | 3392 | 3392 | 3507 | 3598 | 3689 | 3780 | 3871 |
| 111 | 1881 | 1772 | 1731 | 1697 | 1660 | 1624 | 1588 |
| 112 | 4502 | 4444 | 4544 | 4619 | 4693 | 4768 | 4842 |
| 113 | 8244 | 8868 | 9559 | 10361 | 11163 | 11965 | 12767 |
| 114 | 6251 | 7183 | 7779 | 8470 | 9161 | 9852 | 10544 |
| 115 | 5629 | 5998 | 6405 | 6879 | 7351 | 7823 | 8297 |
| 116 | 3734 | 3935 | 4162 | 4426 | 4690 | 4954 | 5217 |
| 117 | 18588 | 21064 | 23737 | 26848 | 29959 | 33071 | 36182 |
| 118 | 3687 | 3970 | 4281 | 4642 | 5003 | 5362 | 5723 |
| 119 | 4306 | 4621 | 4966 | 5368 | 5771 | 6172 | 6574 |
| 120 | 3444 | 3628 | 3836 | 4077 | 4318 | 4559 | 4799 |
| 121 | 4483 | 4872 | 5296 | 5789 | 6281 | 6774 | 7266 |
| 122 | 4494 | 4808 | 5159 | 5565 | 5971 | 6376 | 6782 |
| 123 | 6032 | 6459 | 6931 | 7478 | 8025 | 8572 | 9119 |
| 124 | 6342 | 6391 | 6606 | 6829 | 7052 | 7276 | 7499 |
| 125 | 2755 | 2648 | 2614 | 2593 | 2572 | 2553 | 2532 |

P O P U L A T I O N S

| ZONE | 1970 | 1975 | 1980 | 1985 | 1990 | 1995 | 2000 |
|------|--------|--------|--------|--------|--------|--------|--------|
| 126 | 5112 | 5139 | 5296 | 5460 | 5625 | 5787 | 5952 |
| 127 | 4122 | 4252 | 4480 | 4711 | 4942 | 5172 | 5403 |
| 128 | 193317 | 204924 | 219170 | 235792 | 252415 | 269037 | 285659 |
| 129 | 11716 | 13004 | 14500 | 16292 | 18084 | 19876 | 21668 |
| 130 | 47274 | 53557 | 60747 | 69410 | 78071 | 86735 | 95396 |
| 131 | 38518 | 42610 | 47851 | 53846 | 59841 | 65836 | 71832 |
| 132 | 24361 | 27542 | 31186 | 35579 | 39971 | 44363 | 48755 |
| 133 | 32540 | 36889 | 41873 | 47880 | 53887 | 59895 | 65902 |
| 134 | 13519 | 15242 | 17215 | 19591 | 21967 | 24343 | 26719 |
| 135 | 5535 | 6087 | 6732 | 7501 | 8271 | 9040 | 9809 |
| 136 | 25589 | 28857 | 32618 | 36133 | 39647 | 43162 | 46676 |
| 137 | 9330 | 10288 | 11402 | 12734 | 14066 | 15397 | 16729 |
| 138 | 6468 | 7186 | 8017 | 9015 | 10012 | 11010 | 12007 |
| 139 | 13051 | 14536 | 16247 | 18300 | 20353 | 22405 | 24458 |
| 140 | 20035 | 22379 | 25079 | 28321 | 31563 | 34806 | 38048 |
| 141 | 3089 | 3294 | 3541 | 3830 | 4119 | 4409 | 4698 |
| 142 | 2071 | 2130 | 2190 | 2250 | 2310 | 2374 | 2430 |
| 143 | 5094 | 5260 | 5470 | 5660 | 5854 | 6045 | 6238 |
| 144 | 2539 | 2618 | 2742 | 2847 | 2954 | 3055 | 3164 |
| 145 | 3767 | 3798 | 3875 | 3940 | 4005 | 4070 | 4135 |
| 146 | 10967 | 10648 | 10403 | 10163 | 9924 | 9684 | 9444 |
| 147 | 3213 | 3140 | 3083 | 3022 | 2963 | 2903 | 2844 |
| 148 | 635 | 604 | 579 | 557 | 535 | 513 | 492 |
| 149 | 711 | 687 | 670 | 653 | 635 | 618 | 601 |
| 150 | 5150 | 4926 | 4743 | 4586 | 4420 | 4271 | 4114 |

P O P U L A T I O N S

| ZONE | 1970 | 1975 | 1980 | 1985 | 1990 | 1995 | 2000 |
|------|-------|-------|-------|-------|-------|-------|-------|
| 151 | 20690 | 21701 | 23001 | 24425 | 25848 | 27271 | 28694 |
| 152 | 9384 | 10247 | 11251 | 12347 | 13444 | 14540 | 15638 |
| 153 | 5485 | 5899 | 6400 | 6947 | 7493 | 8038 | 8585 |
| 154 | 1158 | 1123 | 1100 | 1077 | 1054 | 1030 | 1007 |
| 155 | 2458 | 2609 | 2794 | 2999 | 3204 | 3409 | 3613 |
| 156 | 13891 | 14533 | 15326 | 16151 | 16977 | 17802 | 18628 |
| 157 | 9090 | 9321 | 9663 | 10022 | 10383 | 10741 | 11103 |
| 158 | 8197 | 8560 | 9015 | 9490 | 9963 | 10437 | 10911 |
| 159 | 5319 | 5366 | 5575 | 5596 | 5719 | 5843 | 5965 |
| 160 | 2749 | 2896 | 3072 | 3255 | 3438 | 3620 | 3803 |
| 161 | 7728 | 7980 | 8208 | 8438 | 8668 | 8898 | 9128 |
| 162 | 4304 | 4465 | 4613 | 4758 | 4904 | 5049 | 5195 |
| 163 | 3487 | 3507 | 3518 | 3540 | 3562 | 3523 | 3605 |
| 164 | 4514 | 4727 | 4920 | 5110 | 5300 | 5490 | 5681 |
| 165 | 4042 | 4133 | 4213 | 4297 | 4380 | 4463 | 4547 |
| 166 | 3838 | 3985 | 4119 | 4253 | 4387 | 4521 | 4654 |
| 167 | 4449 | 4622 | 4780 | 4936 | 5092 | 5248 | 5405 |
| 168 | 4809 | 4953 | 5084 | 5217 | 5350 | 5484 | 5617 |
| 169 | 10887 | 10734 | 10985 | 11166 | 11346 | 11526 | 11705 |
| 170 | 12167 | 11820 | 11945 | 12013 | 12082 | 12148 | 12217 |
| 171 | 2632 | 2598 | 2664 | 2711 | 2758 | 2805 | 2852 |
| 172 | 948 | 908 | 907 | 904 | 900 | 896 | 891 |
| 173 | 1655 | 1541 | 1496 | 1454 | 1411 | 1369 | 1326 |
| 174 | 2579 | 2618 | 2750 | 2705 | 2659 | 2614 | 2569 |
| 175 | 3784 | 3552 | 3474 | 3397 | 3320 | 3244 | 3166 |

P O P U L A T I O N S

| <u>ZONE</u> | <u>1970</u> | <u>1975</u> | <u>1980</u> | <u>1985</u> | <u>1990</u> | <u>1995</u> | <u>2000</u> |
|-------------|-------------|-------------|-------------|-------------|-------------|-------------|-------------|
| 176 | 2999 | 3088 | 3220 | 3373 | 3526 | 3679 | 3831 |
| 177 | 7040 | 7162 | 7388 | 7666 | 7945 | 8224 | 8503 |
| 178 | 4134 | 4202 | 4335 | 4496 | 4658 | 4818 | 4980 |
| 179 | 5584 | 5672 | 5841 | 6052 | 6262 | 6473 | 6683 |
| 180 | 3743 | 3813 | 3938 | 4092 | 4246 | 4399 | 4555 |
| 181 | 6857 | 7038 | 7317 | 7645 | 7972 | 8299 | 8628 |
| 182 | 3726 | 3796 | 3923 | 4076 | 4230 | 4383 | 4537 |
| 183 | 189021 | 203447 | 219328 | 237688 | 256049 | 274410 | 292771 |
| 184 | 23817 | 26948 | 30335 | 34284 | 38233 | 48182 | 46131 |
| 185 | 13795 | 15463 | 17278 | 19392 | 21506 | 23621 | 25735 |
| 186 | 9871 | 10658 | 11529 | 12536 | 13544 | 14552 | 15560 |
| 187 | 7580 | 7990 | 8452 | 8983 | 9514 | 10046 | 10577 |
| 188 | 3990 | 4491 | 4845 | 5254 | 5664 | 6073 | 6483 |
| 189 | 2373 | 2471 | 2582 | 2711 | 2839 | 2968 | 3096 |
| 190 | 3968 | 4119 | 4293 | 4490 | 4688 | 4886 | 5084 |
| 191 | 6624 | 7065 | 7557 | 8124 | 8691 | 9257 | 9824 |
| 192 | 6361 | 6481 | 6712 | 6957 | 7201 | 7445 | 7689 |
| 193 | 4964 | 5181 | 5487 | 5803 | 6120 | 6436 | 6753 |
| 194 | 4663 | 4835 | 5090 | 5355 | 5619 | 5883 | 6140 |
| 195 | 2565 | 2630 | 2741 | 2856 | 2972 | 3088 | 3203 |
| 196 | 4855 | 5008 | 5245 | 5492 | 5738 | 5986 | 6233 |
| 197 | 3688 | 3825 | 4028 | 4239 | 4450 | 4661 | 4871 |
| 198 | 4047 | 4151 | 4327 | 4510 | 4694 | 4878 | 5062 |
| 199 | 6398 | 6695 | 7106 | 7532 | 7955 | 8380 | 8806 |
| 200 | 8307 | 8632 | 9104 | 9589 | 10077 | 10566 | 11054 |

P O P U L A T I O N S

| <u>ZONE</u> | <u>1970</u> | <u>1975</u> | <u>1980</u> | <u>1985</u> | <u>1990</u> | <u>1995</u> | <u>2000</u> |
|-------------|-------------|-------------|-------------|-------------|-------------|-------------|-------------|
| 201 | 3379 | 3890 | 4374 | 5019 | 5664 | 6309 | 6953 |
| 202 | 5380 | 6398 | 7411 | 8814 | 10215 | 11618 | 13020 |
| 203 | 4388 | 4877 | 5300 | 5824 | 6347 | 6871 | 7396 |
| 204 | 11758 | 14805 | 17995 | 22555 | 27116 | 31676 | 36237 |
| 205 | 3664 | 3820 | 4048 | 4288 | 4527 | 4767 | 5007 |
| 206 | 4049 | 4192 | 4411 | 4645 | 4878 | 5112 | 5346 |
| 207 | 3499 | 3625 | 3814 | 4016 | 4218 | 4419 | 4621 |
| 208 | 764 | 782 | 812 | 846 | 880 | 914 | 948 |
| 209 | 1837 | 1917 | 2031 | 2151 | 2273 | 2393 | 2514 |
| 210 | 20504 | 21895 | 23029 | 24962 | 26895 | 28828 | 30761 |
| 211 | 5355 | 5551 | 5687 | 6013 | 6338 | 6663 | 6988 |
| 212 | 3512 | 3549 | 3554 | 3673 | 3792 | 3910 | 4029 |
| 213 | 5255 | 5204 | 5104 | 5164 | 5224 | 5284 | 5342 |
| 214 | 5885 | 6298 | 6641 | 7215 | 7788 | 8362 | 8935 |
| 215 | 4083 | 4118 | 4112 | 4237 | 4362 | 4490 | 4615 |
| 216 | 45484 | 45061 | 44847 | 45496 | 46145 | 46795 | 47444 |
| 217 | 21754 | 23457 | 25194 | 27433 | 29672 | 31910 | 34149 |
| 218 | 11783 | 12483 | 13154 | 14190 | 15176 | 16161 | 17146 |
| 219 | 19705 | 20606 | 21553 | 22923 | 24293 | 25664 | 27034 |
| 220 | 16923 | 17925 | 18959 | 20369 | 21779 | 23190 | 24601 |
| 221 | 7288 | 7860 | 8408 | 9123 | 9839 | 10554 | 11268 |
| 222 | 6363 | 6701 | 7054 | 7547 | 8041 | 8535 | 9028 |
| 223 | 4881 | 5075 | 5282 | 5592 | 5903 | 6214 | 6525 |
| 224 | 3711 | 21329 | 22093 | 23289 | 24485 | 25681 | 26877 |
| 225 | 5382 | 5734 | 6094 | 6576 | 7058 | 7540 | 8022 |

P O P U L A T I O N S

| <u>ZONE</u> | <u>1970</u> | <u>1975</u> | <u>1980</u> | <u>1985</u> | <u>1990</u> | <u>1995</u> | <u>2000</u> |
|-------------|-------------|-------------|-------------|-------------|-------------|-------------|-------------|
| 226 | 109883 | 115931 | 122935 | 130878 | 138823 | 146767 | 154712 |
| 227 | 33590 | 38302 | 43420 | 49255 | 55090 | 60925 | 66760 |
| 228 | 10465 | 11435 | 12514 | 13741 | 14968 | 16195 | 17422 |
| 229 | 4042 | 4354 | 4703 | 5101 | 5498 | 5894 | 6292 |
| 230 | 15884 | 17562 | 19418 | 21530 | 23643 | 25757 | 27869 |
| 231 | 8650 | 9383 | 10210 | 11147 | 12084 | 13021 | 13958 |
| 232 | 3964 | 4247 | 4568 | 4934 | 5299 | 5663 | 6028 |
| 233 | 15072 | 16122 | 17312 | 18664 | 20016 | 21368 | 22721 |
| 234 | 3945 | 4004 | 4167 | 4314 | 4458 | 4604 | 4748 |
| 235 | 1327 | 1245 | 1207 | 1214 | 1219 | 1225 | 1231 |
| 236 | 210214 | 215648 | 223351 | 231991 | 240630 | 249269 | 257908 |
| 237 | 9722 | 10677 | 11759 | 12956 | 14153 | 15350 | 16548 |
| 238 | 28337 | 31118 | 34262 | 37751 | 41240 | 44728 | 48216 |
| 239 | 14629 | 15864 | 17283 | 18859 | 20436 | 22011 | 23588 |
| 240 | 5271 | 5588 | 5970 | 6393 | 6817 | 7240 | 7664 |
| 241 | 16287 | 17955 | 19835 | 21921 | 24005 | 26091 | 28176 |
| 242 | 6823 | 7572 | 8410 | 9341 | 10271 | 11201 | 12131 |
| 243 | 5510 | 5895 | 6350 | 6852 | 7355 | 7857 | 8360 |
| 244 | 6628 | 6909 | 7263 | 7659 | 8055 | 8450 | 8846 |
| 245 | 8497 | 9054 | 9714 | 10445 | 11179 | 11913 | 12645 |
| 246 | 11492 | 12711 | 14093 | 15624 | 17156 | 18688 | 20219 |
| 247 | 20310 | 22615 | 25200 | 28065 | 30931 | 33796 | 36662 |
| 248 | 67324 | 74335 | 82212 | 90947 | 99683 | 108417 | 117153 |
| 249 | 2264 | 2219 | 2287 | 2338 | 2391 | 2444 | 2496 |
| 250 | 3879 | 3893 | 3993 | 4109 | 4226 | 4342 | 4457 |

| <u>ZONE</u> | <u>1970</u> | <u>1975</u> | <u>1980</u> | <u>1985</u> | <u>1990</u> | <u>1995</u> | <u>2000</u> |
|-------------|-------------|-------------|-------------|-------------|-------------|-------------|-------------|
| 251 | 1782 | 1692 | 1656 | 1633 | 1606 | 1580 | 1556 |
| 252 | 6270 | 6439 | 6764 | 7107 | 7450 | 7794 | 8137 |
| 253 | 5622 | 5815 | 6145 | 6496 | 6847 | 7199 | 7549 |
| 254 | 5206 | 5306 | 5529 | 5766 | 6003 | 6242 | 6479 |
| 255 | 7398 | 7742 | 8263 | 8816 | 9369 | 9921 | 10475 |
| 256 | 9650 | 10046 | 10675 | 11342 | 12009 | 12677 | 13345 |
| 257 | 8729 | 9331 | 10150 | 11017 | 11882 | 12750 | 13616 |
| 258 | 9442 | 9802 | 10392 | 11016 | 11639 | 12265 | 12887 |
| 259 | 3849 | 3902 | 4037 | 4184 | 4329 | 4476 | 4621 |
| 260 | 2596 | 2679 | 2818 | 2965 | 3111 | 3258 | 3406 |
| 261 | 4427 | 4673 | 5008 | 5363 | 5719 | 6074 | 6430 |
| 262 | 20382 | 20828 | 21730 | 22637 | 23544 | 24451 | 25358 |
| 263 | 5493 | 5539 | 5711 | 5884 | 6057 | 6231 | 6404 |
| 264 | 10374 | 10353 | 10573 | 10794 | 11018 | 11239 | 11463 |
| 265 | 3977 | 4148 | 4405 | 4662 | 4919 | 5175 | 5432 |
| 266 | 18102 | 18942 | 20186 | 21421 | 22656 | 23891 | 25126 |
| 267 | 5106 | 5066 | 5147 | 5231 | 5314 | 5398 | 5482 |
| 268 | 7541 | 7933 | 8488 | 9040 | 9593 | 10144 | 10696 |
| 269 | 5218 | 5147 | 5198 | 5252 | 5309 | 5365 | 5420 |
| 270 | 5416 | 5564 | 5833 | 6102 | 6370 | 6640 | 6909 |
| 271 | 10318 | 10932 | 11593 | 12364 | 13135 | 13906 | 14677 |
| 272 | 6987 | 7207 | 7443 | 7706 | 7969 | 8232 | 8496 |
| 273 | 10297 | 11201 | 12173 | 13321 | 14470 | 15617 | 16765 |
| 274 | 13079 | 15068 | 17200 | 19756 | 22312 | 24868 | 27422 |
| 275 | 13139 | 14734 | 16441 | 18478 | 20514 | 22551 | 24588 |

P O P U L A T I O N S

| <u>ZONE</u> | <u>1970</u> | <u>1975</u> | <u>1980</u> | <u>1985</u> | <u>1990</u> | <u>1995</u> | <u>2000</u> |
|-------------|-------------|-------------|-------------|-------------|-------------|-------------|-------------|
| 276 | 5147 | 5609 | 6107 | 6695 | 7283 | 7871 | 8460 |
| 277 | 3575 | 3442 | 3420 | 3418 | 3416 | 3413 | 3411 |
| 278 | 908 | 859 | 841 | 830 | 818 | 806 | 795 |
| 279 | 2306 | 2284 | 2328 | 2373 | 2419 | 2465 | 2510 |
| 280 | 3437 | 3512 | 3669 | 3809 | 3947 | 4086 | 4224 |
| 281 | 2793 | 2849 | 2971 | 3079 | 3187 | 3295 | 3404 |
| 282 | 1490 | 1433 | 1462 | 1496 | 1530 | 1564 | 1597 |
| 283 | 1940 | 1899 | 1909 | 1914 | 1920 | 1926 | 1931 |
| 284 | 88096 | 100018 | 115471 | 132270 | 149070 | 165869 | 182670 |
| 285 | 206545 | 258142 | 325497 | 396050 | 466603 | 537157 | 607710 |
| 286 | 189639 | 230221 | 283068 | 334900 | 386732 | 438563 | 490395 |
| 287 | 94336 | 115048 | 142027 | 168803 | 195579 | 222355 | 249131 |
| 288 | 18755 | 21331 | 24681 | 27107 | 29533 | 31959 | 34385 |
| 289 | 14559 | 13875 | 12932 | 12718 | 12505 | 12290 | 12076 |
| 290 | 13379 | 11068 | 8795 | 8726 | 8655 | 8585 | 8514 |
| 291 | 13422 | 13727 | 14345 | 14732 | 15119 | 15508 | 15895 |
| 292 | 1305 | 1320 | 1365 | 1390 | 1415 | 1440 | 1464 |
| 293 | 1717 | 1684 | 1691 | 1679 | 1665 | 1654 | 1641 |
| 294 | 3650 | 3695 | 3825 | 3899 | 3973 | 4045 | 4118 |
| 295 | 21967 | 24097 | 26393 | 29095 | 31798 | 34500 | 37203 |
| 296 | 9327 | 10591 | 11943 | 13543 | 15147 | 16748 | 18351 |
| 297 | 4379 | 4852 | 5359 | 5957 | 6554 | 7152 | 7750 |
| 298 | 8844 | 9870 | 10973 | 12275 | 13578 | 14881 | 16184 |
| 299 | 13493 | 14273 | 15121 | 16104 | 17087 | 18070 | 19052 |
| 300 | 3463 | 3964 | 4500 | 5135 | 5770 | 6404 | 7039 |

-25-

POPULATIONS

| ZONE | 1970 | 1975 | 1980 | 1985 | 1990 | 1995 | 2000 |
|------|-------|-------|-------|-------|-------|-------|-------|
| 301 | 3213 | 3319 | 3432 | 3561 | 3690 | 3819 | 3951 |
| 302 | 9021 | 9089 | 9401 | 9676 | 9950 | 10225 | 10499 |
| 303 | 3609 | 3591 | 3668 | 3734 | 3800 | 3867 | 3932 |
| 304 | 5150 | 5227 | 5433 | 5619 | 5804 | 5988 | 6174 |
| 305 | 4832 | 4975 | 5237 | 5476 | 5613 | 5952 | 6190 |
| 306 | 11995 | 12807 | 13860 | 14938 | 16015 | 17093 | 18171 |
| 307 | 5238 | 5368 | 5605 | 5853 | 6103 | 6351 | 6601 |
| 308 | 3231 | 3219 | 3273 | 3333 | 3393 | 3453 | 3514 |
| 309 | 3756 | 3737 | 3796 | 3861 | 3928 | 3995 | 4061 |
| 310 | 3772 | 3835 | 3970 | 4115 | 4260 | 4404 | 4548 |
| 311 | 10748 | 10924 | 11431 | 11886 | 12341 | 12796 | 13251 |
| 312 | 3873 | 3766 | 3787 | 3800 | 3813 | 3793 | 3838 |
| 313 | 6950 | 7063 | 7394 | 7692 | 7988 | 8286 | 8584 |
| 314 | 3016 | 2944 | 2972 | 2992 | 3013 | 3034 | 3055 |
| 315 | 34921 | 39265 | 43865 | 49297 | 54728 | 60160 | 65591 |
| 316 | 5361 | 5381 | 5397 | 5471 | 5548 | 5622 | 5698 |
| 317 | 10027 | 10463 | 10916 | 11431 | 11948 | 12464 | 12981 |
| 318 | 5876 | 6329 | 6804 | 7069 | 7331 | 7595 | 7860 |
| 319 | 7584 | 8256 | 8964 | 9790 | 10618 | 11445 | 12272 |
| 320 | 3662 | 3537 | 3530 | 3518 | 3509 | 3499 | 3490 |
| 321 | 1353 | 1282 | 1257 | 1237 | 1216 | 1195 | 1175 |
| 322 | 2111 | 1978 | 1923 | 1877 | 1831 | 1789 | 1740 |
| 323 | 23894 | 24586 | 25483 | 26475 | 27465 | 28456 | 29447 |
| 324 | 20875 | 23175 | 25714 | 28583 | 31451 | 34320 | 37189 |
| 325 | 5510 | 5902 | 6346 | 6845 | 7345 | 7844 | 8344 |

P O P U L A T I O N S

| Z O N E | 1970 | 1975 | 1980 | 1985 | 1990 | 1995 | 2000 |
|---------|-------|-------|-------|-------|-------|-------|-------|
| 326 | 4911 | 5075 | 5276 | 5500 | 5723 | 5947 | 6170 |
| 327 | 5869 | 6377 | 6947 | 7589 | 8231 | 8874 | 9516 |
| 328 | 6980 | 7392 | 7868 | 8400 | 8932 | 9464 | 9996 |
| 329 | 24036 | 26772 | 29788 | 33198 | 36609 | 40020 | 43430 |
| 330 | 7221 | 7544 | 7928 | 8358 | 8787 | 9216 | 9646 |
| 331 | 4151 | 4547 | 4987 | 5485 | 5982 | 6479 | 6977 |
| 332 | 5170 | 5430 | 5735 | 6077 | 6418 | 6760 | 7101 |
| 333 | 5803 | 6259 | 6772 | 7350 | 7928 | 8505 | 9083 |
| 334 | 4059 | 4315 | 4608 | 4937 | 5267 | 5596 | 5926 |
| 335 | 7493 | 7894 | 8446 | 9021 | 9597 | 10172 | 10747 |
| 336 | 8106 | 8351 | 8756 | 9180 | 9603 | 10027 | 10450 |
| 337 | 6490 | 6706 | 7051 | 7412 | 7773 | 8134 | 8495 |
| 338 | 6513 | 6881 | 7376 | 7896 | 8414 | 8934 | 9452 |
| 339 | 5406 | 5569 | 6138 | 6116 | 6397 | 6676 | 6957 |
| 340 | 5652 | 5877 | 6212 | 6561 | 6910 | 7259 | 7608 |
| 341 | 5247 | 5213 | 5329 | 5376 | 5425 | 5471 | 5517 |
| 342 | 66178 | 64899 | 64709 | 64607 | 64505 | 64405 | 64303 |
| 343 | 5440 | 5983 | 6615 | 7278 | 7941 | 8604 | 9266 |
| 344 | 13754 | 14937 | 16356 | 17844 | 19333 | 20821 | 22310 |
| 345 | 26447 | 28999 | 31997 | 35138 | 38279 | 41420 | 44561 |
| 346 | 2214 | 2345 | 2513 | 2690 | 2868 | 3045 | 3222 |
| 347 | 3367 | 3383 | 3457 | 3537 | 3616 | 3697 | 3776 |
| 348 | 6828 | 7372 | 8026 | 8715 | 9404 | 10093 | 10782 |
| 349 | 6690 | 7330 | 8080 | 8867 | 9654 | 10442 | 11229 |
| 350 | 11840 | 12662 | 13679 | 14749 | 15822 | 16891 | 17962 |

P O P U L A T I O N S

| ZONE | 1970 | 1975 | 1980 | 1985 | 1990 | 1995 | 2000 |
|------|--------|--------|--------|--------|--------|--------|--------|
| 351 | 14668 | 15855 | 17282 | 18779 | 20278 | 21776 | 23274 |
| 352 | 3465 | 3610 | 3820 | 4038 | 4256 | 4473 | 4691 |
| 353 | 3753 | 3787 | 3891 | 4009 | 4128 | 4247 | 4363 |
| 354 | 5380 | 5482 | 5688 | 5903 | 6119 | 6332 | 6547 |
| 355 | 5257 | 5515 | 5870 | 6237 | 6604 | 6970 | 7338 |
| 356 | 5031 | 5233 | 5532 | 5842 | 6150 | 6459 | 6768 |
| 357 | 5106 | 5251 | 5486 | 5734 | 5982 | 6229 | 6477 |
| 358 | 85279 | 79415 | 73248 | 62398 | 51548 | 40698 | 29849 |
| 359 | 88235 | 103925 | 122404 | 142662 | 162920 | 183178 | 203437 |
| 360 | 274580 | 313087 | 359002 | 407369 | 455737 | 504104 | 552472 |
| 361 | 72630 | 84336 | 98175 | 113110 | 128047 | 142982 | 157919 |
| 362 | 62270 | 72757 | 85225 | 98737 | 112248 | 125761 | 139273 |
| 363 | 19392 | 21585 | 24216 | 26856 | 29498 | 32139 | 34779 |
| 364 | 24626 | 29057 | 34279 | 40015 | 45751 | 51487 | 57223 |
| 365 | 29939 | 34136 | 39121 | 44369 | 49614 | 54862 | 60108 |
| 366 | 35361 | 40130 | 45788 | 51695 | 57601 | 63507 | 69414 |
| 367 | 39419 | 43018 | 47355 | 51443 | 55531 | 59620 | 63708 |
| 368 | 31567 | 34975 | 39050 | 43086 | 47123 | 51159 | 55195 |
| 369 | 13219 | 14809 | 16702 | 18628 | 20555 | 22481 | 24407 |
| 370 | 61137 | 70685 | 81956 | 94049 | 106142 | 118235 | 130328 |
| 371 | 9898 | 10260 | 10735 | 10985 | 11234 | 11484 | 11733 |
| 372 | 6958 | 7270 | 7667 | 8363 | 9058 | 9754 | 10449 |
| 373 | 20160 | 23139 | 26668 | 30417 | 34166 | 37914 | 41663 |
| 374 | 21903 | 24652 | 27922 | 31281 | 34641 | 38000 | 41361 |
| 375 | 11298 | 11714 | 12256 | 12542 | 12827 | 13113 | 13398 |

P O P U L A T I O N S

| Z O N E | 1970 | 1975 | 1980 | 1985 | 1990 | 1995 | 2000 |
|---------|-------|-------|-------|-------|-------|-------|-------|
| 376 | 4725 | 4691 | 4798 | 4900 | 5002 | 5103 | 5206 |
| 377 | 6606 | 6497 | 6593 | 6685 | 6778 | 6869 | 6962 |
| 378 | 4628 | 4654 | 4814 | 4962 | 5109 | 5255 | 5402 |
| 379 | 2025 | 2020 | 2073 | 2124 | 2175 | 2225 | 2276 |
| 380 | 5345 | 5339 | 5474 | 5620 | 5766 | 5912 | 6059 |
| 381 | 3386 | 3291 | 3293 | 3310 | 3326 | 3344 | 3361 |
| 382 | 3172 | 3174 | 3258 | 3349 | 3442 | 3533 | 3624 |
| 383 | 3751 | 3836 | 3990 | 4147 | 4305 | 4462 | 4620 |
| 384 | 1677 | 1656 | 1667 | 1681 | 1695 | 1708 | 1722 |
| 385 | 2625 | 2623 | 2672 | 2724 | 2777 | 2830 | 2883 |
| 386 | 2495 | 2695 | 2934 | 3170 | 3406 | 3642 | 3877 |
| 387 | 4419 | 4528 | 4762 | 4963 | 5163 | 5363 | 5564 |
| 388 | 3951 | 3990 | 4143 | 4267 | 4393 | 4518 | 4643 |
| 389 | 3086 | 3063 | 3130 | 3181 | 3232 | 3285 | 3335 |
| 390 | 3382 | 3365 | 3449 | 3513 | 3579 | 3644 | 3707 |
| 391 | 4726 | 4782 | 5005 | 5155 | 5306 | 5457 | 5607 |
| 392 | 3012 | 3221 | 3448 | 3699 | 3950 | 4201 | 4452 |
| 393 | 4088 | 4452 | 4845 | 5281 | 5716 | 6150 | 6586 |
| 394 | 3322 | 3509 | 3717 | 3946 | 4174 | 4403 | 4631 |
| 395 | 22991 | 24762 | 26652 | 28866 | 31080 | 33294 | 35509 |
| 396 | 9652 | 10481 | 11362 | 12397 | 13432 | 14466 | 15500 |
| 397 | 6952 | 7496 | 8074 | 8753 | 9433 | 10112 | 10792 |
| 398 | 24064 | 27123 | 30373 | 34211 | 38051 | 41890 | 45728 |
| 399 | 22053 | 23912 | 25898 | 28227 | 30557 | 32886 | 35215 |
| 400 | 10690 | 11841 | 13066 | 14512 | 15958 | 17405 | 18851 |

-29-

P O P U L A T I O N S

| ZONE | 1970 | 1975 | 1980 | 1985 | 1990 | 1995 | 2000 |
|------|-------|-------|-------|--------|--------|--------|--------|
| 401 | 6481 | 6960 | 7473 | 8071 | 8671 | 9269 | 9868 |
| 402 | 17630 | 19500 | 21494 | 23845 | 26196 | 28547 | 30897 |
| 403 | 7668 | 8091 | 8539 | 9063 | 9586 | 10109 | 10633 |
| 404 | 6846 | 7119 | 7519 | 7892 | 8263 | 8635 | 9007 |
| 405 | 3351 | 3388 | 3488 | 3577 | 3666 | 3756 | 3845 |
| 406 | 2639 | 2742 | 2897 | 3039 | 3181 | 3322 | 3465 |
| 407 | 6620 | 6993 | 7449 | 7965 | 8464 | 9004 | 9521 |
| 408 | 3272 | 3293 | 3464 | 3685 | 3907 | 4128 | 4349 |
| 409 | 91849 | 95330 | 99915 | 105035 | 110155 | 115274 | 120394 |
| 410 | 4031 | 4344 | 4707 | 5111 | 5516 | 5920 | 6324 |
| 411 | 38186 | 42805 | 47958 | 53693 | 59428 | 65161 | 70895 |
| 412 | 15868 | 17484 | 19317 | 21357 | 23396 | 25436 | 27476 |
| 413 | 8585 | 9447 | 10422 | 11506 | 12591 | 13675 | 14760 |
| 414 | 4799 | 5061 | 5378 | 5733 | 6088 | 6443 | 6797 |
| 415 | 12896 | 14300 | 15874 | 17625 | 19376 | 21127 | 22877 |
| 416 | 7716 | 8257 | 8895 | 9605 | 10316 | 11027 | 11737 |
| 417 | 7789 | 8150 | 8600 | 9100 | 9601 | 10102 | 10604 |
| 418 | 4854 | 4957 | 5113 | 5287 | 5459 | 5633 | 5807 |
| 419 | 1865 | 1941 | 2038 | 2146 | 2255 | 2364 | 2472 |
| 420 | 7833 | 8326 | 8916 | 9575 | 10234 | 10891 | 11550 |
| 421 | 5658 | 6134 | 6683 | 7294 | 7903 | 8514 | 9125 |
| 422 | 7814 | 8363 | 9010 | 9731 | 10454 | 11175 | 11896 |
| 423 | 6588 | 6844 | 7238 | 7630 | 8023 | 8415 | 8808 |
| 424 | 4629 | 4713 | 4893 | 5077 | 5260 | 5443 | 5626 |
| 425 | 6624 | 6818 | 7144 | 7473 | 7805 | 8135 | 8466 |

-30-

P O P U L A T I O N S

| ZONE | 1970 | 1975 | 1980 | 1985 | 1990 | 1995 | 2000 |
|------|-------|-------|-------|-------|-------|-------|-------|
| 426 | 4966 | 4931 | 5007 | 5089 | 5170 | 5252 | 5333 |
| 427 | 3805 | 3856 | 3987 | 4122 | 4259 | 4394 | 4530 |
| 428 | 4319 | 4477 | 4724 | 4973 | 5220 | 5468 | 5715 |
| 429 | 3958 | 4034 | 4195 | 4358 | 4520 | 4684 | 4846 |
| 430 | 4324 | 4113 | 4068 | 4044 | 4020 | 3996 | 3972 |
| 431 | 1601 | 1542 | 1541 | 1545 | 1549 | 1553 | 1555 |
| 432 | 2301 | 2210 | 2206 | 2207 | 2207 | 2209 | 2211 |
| 433 | 17179 | 17817 | 18731 | 19714 | 20697 | 21679 | 22662 |
| 434 | 4186 | 4364 | 4610 | 4874 | 5138 | 5403 | 5667 |
| 435 | 10227 | 10688 | 11317 | 11990 | 12664 | 13337 | 14012 |
| 436 | 7121 | 7606 | 8207 | 8851 | 9494 | 10137 | 10781 |
| 437 | 6328 | 6767 | 7313 | 7895 | 8475 | 9056 | 9637 |
| 438 | 4648 | 4857 | 5140 | 5446 | 5753 | 6058 | 6364 |
| 439 | 2822 | 2891 | 3007 | 3132 | 3257 | 3382 | 3508 |
| 440 | 3826 | 3962 | 4162 | 4377 | 4591 | 4805 | 5020 |
| 441 | 6738 | 7168 | 7707 | 8284 | 8860 | 9435 | 10012 |
| 442 | 56114 | 57415 | 59841 | 62318 | 64797 | 67274 | 69752 |
| 443 | 15587 | 16242 | 17203 | 18078 | 19152 | 20127 | 21103 |
| 444 | 16817 | 17567 | 18654 | 19749 | 20843 | 21937 | 23032 |
| 445 | 6152 | 6509 | 6988 | 7471 | 7953 | 8436 | 8918 |
| 446 | 5028 | 5174 | 5421 | 5672 | 5923 | 6174 | 6424 |
| 447 | 5849 | 6168 | 6604 | 7042 | 7481 | 7918 | 8357 |
| 448 | 3392 | 3337 | 3356 | 3371 | 3391 | 3411 | 3431 |
| 449 | 4800 | 4782 | 4861 | 4948 | 5034 | 5119 | 5205 |
| 450 | 3220 | 3211 | 3264 | 3324 | 3382 | 3441 | 3499 |

P O P U L A T I O N S

| <u>ZONE</u> | <u>1970</u> | <u>1975</u> | <u>1980</u> | <u>1985</u> | <u>1990</u> | <u>1995</u> | <u>2000</u> |
|-------------|-------------|-------------|-------------|-------------|-------------|-------------|-------------|
| 451 | 3216 | 3227 | 3302 | 3382 | 3463 | 3543 | 3623 |
| 452 | 10744 | 11177 | 11791 | 12438 | 13086 | 13737 | 14380 |
| 453 | 5001 | 5198 | 5479 | 5776 | 6072 | 6369 | 6666 |
| 454 | 6322 | 6640 | 7064 | 7510 | 7956 | 8402 | 8848 |
| 455 | 7027 | 7462 | 8013 | 8594 | 9174 | 9755 | 10336 |
| 456 | 3000 | 3096 | 3242 | 3397 | 3552 | 3707 | 3862 |
| 457 | 4283 | 4561 | 4909 | 5273 | 5639 | 6004 | 6369 |
| 458 | 3660 | 3839 | 4083 | 4337 | 4591 | 4846 | 5100 |
| 459 | 7355 | 7451 | 7668 | 7901 | 8134 | 8367 | 8600 |
| 460 | 3701 | 3803 | 3981 | 4163 | 4344 | 4526 | 4707 |
| 461 | 4345 | 4490 | 4707 | 4932 | 5155 | 5379 | 5603 |
| 462 | 6031 | 6350 | 6785 | 7229 | 7672 | 8117 | 8560 |
| 463 | 4696 | 4932 | 5260 | 5594 | 5928 | 6262 | 6596 |
| 464 | 4438 | 4489 | 4623 | 4764 | 4906 | 5047 | 5187 |
| 465 | 4653 | 4818 | 5073 | 5335 | 5598 | 5861 | 6122 |
| 466 | 4417 | 4537 | 4743 | 4954 | 5166 | 5377 | 5588 |
| 467 | 2897 | 2929 | 3020 | 3113 | 3206 | 3300 | 3394 |
| 468 | 6232 | 6500 | 6889 | 7284 | 7680 | 8077 | 8473 |
| 469 | 2802 | 2902 | 3060 | 3220 | 3380 | 3540 | 3700 |
| 470 | 4391 | 4451 | 4598 | 4750 | 4903 | 5056 | 5207 |
| 471 | 6471 | 6811 | 7233 | 7696 | 8159 | 8623 | 9086 |
| 472 | 9966 | 10528 | 11217 | 11973 | 12730 | 13488 | 14244 |
| 473 | 9529 | 10022 | 10638 | 11313 | 11988 | 12664 | 13339 |
| 474 | 7196 | 7554 | 8004 | 8495 | 8988 | 9480 | 9973 |
| 475 | 4625 | 4798 | 5026 | 5280 | 5533 | 5786 | 6039 |

P O P U L A T I O N S

| ZONE | 1970 | 1975 | 1980 | 1985 | 1990 | 1995 | 2000 |
|------|--------|--------|--------|--------|--------|--------|--------|
| 476 | 6075 | 6520 | 7044 | 7619 | 8194 | 8769 | 9344 |
| 477 | 3401 | 3637 | 3917 | 4225 | 4533 | 4841 | 5149 |
| 478 | 8910 | 9504 | 10216 | 10994 | 11774 | 12553 | 13332 |
| 479 | 99797 | 116828 | 137993 | 169072 | 200151 | 231230 | 262309 |
| 480 | 3589 | 3876 | 4244 | 4717 | 5190 | 5662 | 6135 |
| 481 | 8185 | 9341 | 10786 | 12857 | 14927 | 16998 | 19069 |
| 482 | 9211 | 10406 | 11904 | 14023 | 16142 | 18261 | 20380 |
| 483 | 29538 | 32825 | 36980 | 42716 | 48452 | 54189 | 59925 |
| 484 | 33194 | 40659 | 49889 | 63822 | 77754 | 91687 | 105619 |
| 485 | 5562 | 6612 | 7917 | 9855 | 11793 | 13732 | 15670 |
| 486 | 13834 | 15190 | 16922 | 19254 | 21586 | 23919 | 26251 |
| 487 | 7667 | 8411 | 9351 | 10617 | 11883 | 13147 | 14413 |
| 488 | 3302 | 3426 | 3595 | 3753 | 3910 | 4069 | 4226 |
| 489 | 2856 | 3090 | 3390 | 3779 | 4168 | 4557 | 4946 |
| 490 | 6781 | 7454 | 8310 | 9465 | 10621 | 11776 | 12932 |
| 491 | 3611 | 4126 | 4772 | 5699 | 6625 | 7552 | 8478 |
| 492 | 6976 | 7899 | 9053 | 10694 | 12336 | 13976 | 15617 |
| 493 | 487934 | 477336 | 468782 | 473112 | 477442 | 481772 | 486105 |
| 494 | 203566 | 216299 | 228512 | 245898 | 263284 | 280670 | 298056 |
| 495 | 604059 | 591010 | 580418 | 585779 | 591141 | 596502 | 601867 |
| 496 | 482178 | 471791 | 463336 | 467616 | 471896 | 476176 | 480459 |
| 497 | 216025 | 228262 | 240041 | 257325 | 274609 | 291892 | 309176 |
| 498 | 70020 | 75916 | 81516 | 88876 | 96237 | 103597 | 110957 |
| 499 | 73727 | 78815 | 83675 | 90402 | 97129 | 103854 | 110581 |
| 500 | 46538 | 49100 | 51567 | 55222 | 58878 | 62534 | 66187 |

-33-

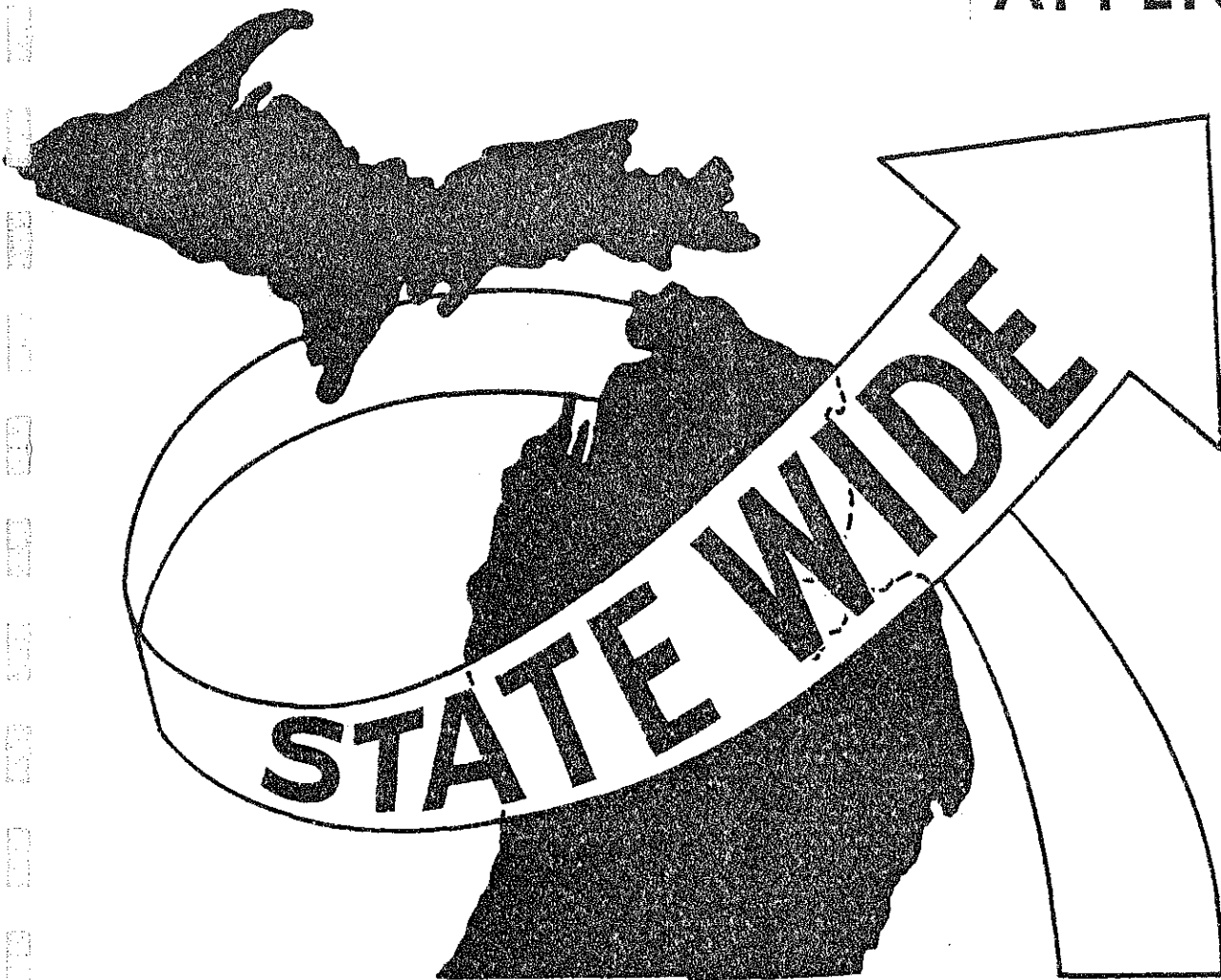
P O P U L A T I O N S

| <u>ZONE</u> | <u>1970</u> | <u>1975</u> | <u>1980</u> | <u>1985</u> | <u>1990</u> | <u>1995</u> | <u>2000</u> |
|-------------|-------------|-------------|-------------|-------------|-------------|-------------|-------------|
| 501 | 179990 | 194071 | 207502 | 225470 | 243438 | 261405 | 279373 |
| 502 | 151916 | 164029 | 175532 | 190865 | 206197 | 221530 | 236861 |
| 503 | 78894 | 84359 | 89542 | 96727 | 103910 | 111152 | 118269 |
| 504 | 71901 | 78702 | 85139 | 93376 | 101613 | 109851 | 118088 |
| 505 | 9990 | 10023 | 10336 | 10623 | 10911 | 11198 | 11486 |
| 506 | 5128 | 5205 | 5503 | 5725 | 5942 | 6162 | 6381 |
| 507 | 1937 | 1882 | 1884 | 1888 | 1891 | 1894 | 1896 |
| 508 | 2662 | 2648 | 2708 | 2763 | 2819 | 2876 | 2932 |
| 509 | 312000 | 356000 | 396000 | 434000 | 474000 | 515000 | 556000 |
| 510 | 124800 | 142400 | 158400 | 173600 | 189600 | 206000 | 222400 |
| 511 | 733200 | 836600 | 930600 | 1019900 | 1113900 | 1210250 | 1306600 |
| 512 | 2176200 | 2483100 | 2762100 | 3027150 | 3306150 | 3592125 | 3878100 |
| 513 | 4453800 | 5081900 | 5652900 | 6195350 | 6766350 | 7351625 | 7936900 |
| 514 | 6410 | 6816 | 7350 | 7986 | 8694 | 9513 | 10332 |
| 515 | 30623 | 32603 | 35158 | 38200 | 41586 | 45503 | 49421 |
| 516 | 33183 | 35330 | 38098 | 41394 | 45064 | 49309 | 53554 |
| 517 | 8003 | 8520 | 9188 | 9983 | 10868 | 11891 | 12915 |
| 518 | 3414 | 3635 | 3920 | 4259 | 4637 | 5073 | 5510 |
| 519 | 36598 | 38965 | 42018 | 45653 | 49701 | 54383 | 59065 |
| 520 | 743967 | 839987 | 907851 | 986961 | 1076954 | 1182307 | 1287660 |
| 521 | 3789839 | 3973553 | 4293749 | 4667676 | 5092270 | 5588839 | 6085409 |
| 522 | 840582 | 894941 | 965055 | 1048562 | 1141522 | 1249057 | 1356592 |
| 523 | 2319978 | 2470005 | 2663518 | 2893993 | 3150561 | 3447353 | 3744145 |
| 524 | 440564 | 469054 | 505803 | 549570 | 598292 | 654653 | 711014 |
| 525 | 7393294 | 7869014 | 8526367 | 9255782 | 9999999 | 9999999 | 9999999 |

POPULATIONS

| ZONE | 1970 | 1975 | 1980 | 1985 | 1990 | 1995 | 2000 |
|------|---------|---------|---------|---------|---------|---------|---------|
| 526 | 2254831 | 2406017 | 2600399 | 2822859 | 3073395 | 3354169 | 3634943 |
| 527 | 1613397 | 1721576 | 1860662 | 2019838 | 2199104 | 2400006 | 2600908 |
| 528 | 640174 | 681767 | 734813 | 795093 | 860196 | 931326 | 1002456 |
| 529 | 132750 | 141375 | 152375 | 164875 | 178375 | 193125 | 207875 |
| 530 | 289288 | 308085 | 332056 | 359296 | 388715 | 420858 | 453001 |
| 531 | 179053 | 190687 | 205523 | 222383 | 240592 | 260487 | 280382 |
| 532 | 407489 | 433965 | 467730 | 506100 | 547540 | 592816 | 638093 |
| 533 | 1237442 | 1317841 | 1420379 | 1536899 | 1662740 | 1800234 | 1937728 |
| 534 | 2395022 | 2550631 | 2749089 | 2974609 | 3218170 | 348428 | 3750398 |
| 535 | 67912 | 72614 | 78621 | 85543 | 93183 | 101639 | 110096 |
| 536 | 58344 | 62383 | 67544 | 73491 | 80055 | 87321 | 94588 |
| 537 | 577616 | 617605 | 668702 | 727574 | 792556 | 864480 | 936404 |
| 538 | 926120 | 990236 | 1072162 | 1166555 | 1270744 | 1386063 | 1501383 |
| 539 | 4416776 | 4722553 | 5113268 | 5563439 | 6060326 | 6610299 | 7160273 |
| 540 | 4765488 | 5095406 | 5516969 | 6002682 | 6538799 | 7132194 | 7725589 |
| 541 | 1744237 | 1755009 | 1797192 | 1861938 | 1932692 | 2010000 | 2092410 |
| 542 | 3218706 | 3373016 | 3563737 | 3774121 | 3991133 | 4225013 | 4475134 |
| 543 | 4676501 | 4922126 | 5238512 | 5599233 | 5974382 | 6383627 | 6827289 |
| 544 | 2824376 | 2903729 | 3042830 | 3223866 | 3414719 | 3623700 | 3849094 |
| 545 | 3804971 | 4041817 | 4366109 | 4750113 | 5141047 | 5569296 | 6036003 |
| 546 | 9999999 | 9999999 | 9999999 | 9999999 | 9999999 | 9999999 | 9999999 |
| 547 | 9999999 | 9999999 | 9999999 | 9999999 | 9999999 | 9999999 | 9999999 |

APPENDIX B



ZONE POPULATIONS BASED ON B.O.B. CNTY PROJECTIONS

| ZONE | 1970 | 1975 | 1980 | 1985 | 1990 | 1995 | 2000 |
|------|-------|-------|-------|-------|-------|-------|-------|
| 1 | 5928 | 7173 | 7457 | 7879 | 8296 | 8622 | 8992 |
| 2 | 1185 | 1433 | 1490 | 1575 | 1658 | 1723 | 1797 |
| 3 | 3679 | 3516 | 3618 | 3854 | 4115 | 4210 | 4383 |
| 4 | 2038 | 1947 | 2005 | 2134 | 2280 | 2332 | 2428 |
| 5 | 2275 | 2174 | 2238 | 2383 | 2545 | 2603 | 2711 |
| 6 | 576 | 551 | 567 | 603 | 645 | 659 | 686 |
| 7 | 10958 | 11565 | 11704 | 11666 | 11424 | 12037 | 12127 |
| 8 | 8281 | 8740 | 8846 | 8817 | 8634 | 9097 | 9165 |
| 9 | 14107 | 14888 | 15068 | 15018 | 14707 | 15496 | 15612 |
| 10 | 13301 | 14038 | 14207 | 14161 | 13867 | 14611 | 14721 |
| 11 | 5266 | 5557 | 5624 | 5606 | 5490 | 5784 | 5828 |
| 12 | 14662 | 15476 | 15661 | 15609 | 15286 | 16108 | 16227 |
| 13 | 13808 | 15286 | 16849 | 18406 | 19781 | 21431 | 22965 |
| 14 | 10624 | 11762 | 12965 | 14163 | 15221 | 16491 | 17672 |
| 15 | 6276 | 6948 | 7659 | 8367 | 8992 | 9742 | 10440 |
| 16 | 3508 | 4125 | 4781 | 5539 | 6358 | 6969 | 7677 |
| 17 | 3646 | 4287 | 4969 | 5756 | 6607 | 7242 | 7978 |
| 18 | 5458 | 6418 | 7438 | 8618 | 9890 | 10842 | 11942 |
| 19 | 3515 | 3892 | 4066 | 4296 | 4515 | 4710 | 4918 |
| 20 | 3014 | 3338 | 3487 | 3684 | 3872 | 4040 | 4217 |
| 21 | 4620 | 5116 | 5344 | 5647 | 5935 | 6191 | 6464 |
| 22 | 4403 | 4265 | 4387 | 4631 | 4944 | 5542 | 5771 |
| 23 | 2433 | 2356 | 2423 | 2558 | 2732 | 3062 | 3188 |
| 24 | 953 | 923 | 949 | 1002 | 1070 | 1200 | 1249 |
| 25 | 6499 | 7109 | 7689 | 8311 | 8933 | 9522 | 10126 |

ZONE POPULATIONS BASED ON B.O.B. CNTY. PROJECTIONS

| ZONE | 1970 | 1975 | 1980 | 1985 | 1990 | 1995 | 2000 |
|------|-------|-------|-------|-------|-------|-------|-------|
| 26 | 11470 | 12547 | 13569 | 14668 | 15765 | 16804 | 17871 |
| 27 | 10900 | 11923 | 12894 | 13938 | 14982 | 15969 | 16982 |
| 28 | 9297 | 10170 | 10998 | 11889 | 12778 | 13620 | 14485 |
| 29 | 54436 | 56204 | 57497 | 58407 | 58755 | 59790 | 60422 |
| 30 | 15899 | 16415 | 16793 | 17059 | 17160 | 17463 | 17648 |
| 31 | 21695 | 22400 | 22916 | 23278 | 23417 | 23829 | 24082 |
| 32 | 14890 | 15374 | 15727 | 15976 | 16071 | 16354 | 16528 |
| 33 | 10419 | 10758 | 11005 | 11179 | 11246 | 11444 | 11565 |
| 34 | 2571 | 2684 | 2819 | 3039 | 3316 | 3421 | 3605 |
| 35 | 3897 | 4070 | 4272 | 4608 | 5026 | 5187 | 5465 |
| 36 | 2125 | 2219 | 2331 | 2513 | 2741 | 2829 | 2981 |
| 37 | 27531 | 27769 | 28862 | 30223 | 31568 | 32273 | 33316 |
| 38 | 14355 | 14479 | 15049 | 15759 | 16460 | 16828 | 17372 |
| 39 | 33369 | 33660 | 34983 | 36631 | 38261 | 39118 | 40380 |
| 40 | 13454 | 13570 | 14104 | 14769 | 15427 | 15771 | 16281 |
| 41 | 6325 | 6380 | 6631 | 6944 | 7253 | 7415 | 7654 |
| 42 | 9455 | 9537 | 9912 | 10380 | 10842 | 11084 | 11442 |
| 43 | 12307 | 12413 | 12902 | 13510 | 14111 | 14427 | 14893 |
| 44 | 16026 | 16165 | 16801 | 17594 | 18377 | 18787 | 19394 |
| 45 | 12995 | 13107 | 13623 | 14266 | 14900 | 15234 | 15726 |
| 46 | 13421 | 13537 | 14070 | 14733 | 15389 | 15733 | 16241 |
| 47 | 4637 | 4677 | 4861 | 5091 | 5317 | 5436 | 5612 |
| 48 | 9096 | 9582 | 9994 | 10529 | 11059 | 11475 | 11949 |
| 49 | 4215 | 4439 | 4631 | 4878 | 5125 | 5317 | 5536 |
| 50 | 5757 | 6064 | 6326 | 6664 | 7001 | 7264 | 7563 |

 ZONE POPULATIONS BASED ON B.O.B. CNTY PROJECTIONS

| <u>ZONE</u> | <u>1970</u> | <u>1975</u> | <u>1980</u> | <u>1985</u> | <u>1990</u> | <u>1995</u> | <u>2000</u> |
|-------------|-------------|-------------|-------------|-------------|-------------|-------------|-------------|
| 51 | 4230 | 4455 | 4648 | 4896 | 5143 | 5337 | 5556 |
| 52 | 4332 | 4563 | 4760 | 5014 | 5268 | 5466 | 5691 |
| 53 | 4435 | 4671 | 4873 | 5133 | 5392 | 5595 | 5825 |
| 54 | 5841 | 6152 | 6418 | 6761 | 7102 | 7369 | 7672 |
| 55 | 38931 | 38654 | 39409 | 40185 | 40809 | 41329 | 41935 |
| 56 | 4301 | 4270 | 4354 | 4439 | 4508 | 4566 | 4633 |
| 57 | 7666 | 7611 | 7760 | 7912 | 8035 | 8138 | 8257 |
| 58 | 25780 | 25596 | 26097 | 26609 | 27022 | 27368 | 27769 |
| 59 | 10817 | 10740 | 10950 | 11165 | 11338 | 11483 | 11652 |
| 60 | 6828 | 6779 | 6912 | 7048 | 7157 | 7249 | 7355 |
| 61 | 4954 | 4919 | 5015 | 5113 | 5193 | 5259 | 5336 |
| 62 | 10874 | 10796 | 11007 | 11224 | 11398 | 11544 | 11713 |
| 63 | 8290 | 8231 | 8392 | 8557 | 8690 | 8801 | 8930 |
| 64 | 2470 | 2452 | 2500 | 2549 | 2589 | 2622 | 2660 |
| 65 | 1689 | 1677 | 1710 | 1743 | 1770 | 1793 | 1819 |
| 66 | 12109 | 12022 | 12258 | 12498 | 12693 | 12855 | 13043 |
| 67 | 7254 | 7202 | 7343 | 7487 | 7603 | 7701 | 7813 |
| 68 | 6583 | 6442 | 6702 | 7097 | 7540 | 7761 | 8085 |
| 69 | 10992 | 10757 | 11190 | 11849 | 12589 | 12957 | 13499 |
| 70 | 7224 | 7070 | 7355 | 7788 | 8274 | 8516 | 8872 |
| 71 | 6942 | 6794 | 7068 | 7485 | 7952 | 8184 | 8527 |
| 72 | 2992 | 2929 | 3046 | 3226 | 3428 | 3528 | 3675 |
| 73 | 2949 | 2886 | 3002 | 3179 | 3378 | 3477 | 3622 |
| 74 | 5630 | 5510 | 5732 | 6070 | 6449 | 6637 | 6915 |
| 75 | 3518 | 3696 | 3807 | 3984 | 4169 | 4285 | 4433 |

ZONE POPULATIONS BASED ON O.O.B. CNTY PROJECTIONS

| ZONE | 1970 | 1975 | 1980 | 1985 | 1990 | 1995 | 2000 |
|------|-------|-------|-------|-------|-------|-------|-------|
| 76 | 1970 | 2069 | 2131 | 2230 | 2334 | 2399 | 2482 |
| 77 | 3685 | 3871 | 3987 | 4173 | 4367 | 4488 | 4644 |
| 78 | 7368 | 7742 | 7974 | 8344 | 8734 | 8976 | 9287 |
| 79 | 5553 | 6758 | 8111 | 9500 | 10853 | 12204 | 13561 |
| 80 | 4473 | 5443 | 6532 | 7652 | 8742 | 9830 | 10924 |
| 81 | 4156 | 5058 | 6070 | 7110 | 8124 | 9135 | 10151 |
| 82 | 2391 | 2910 | 3492 | 4091 | 4674 | 5255 | 5840 |
| 83 | 17150 | 18784 | 20227 | 21866 | 23320 | 24851 | 26365 |
| 84 | 2216 | 2428 | 2615 | 2826 | 3015 | 3212 | 3408 |
| 85 | 988 | 1082 | 1166 | 1260 | 1344 | 1432 | 1519 |
| 86 | 1662 | 1821 | 1961 | 2120 | 2261 | 2409 | 2556 |
| 87 | 8342 | 9138 | 9841 | 10638 | 11345 | 12090 | 12827 |
| 88 | 2054 | 2250 | 2423 | 2620 | 2794 | 2978 | 3159 |
| 89 | 5255 | 6600 | 8120 | 9761 | 11485 | 12941 | 14520 |
| 90 | 6115 | 7679 | 9448 | 11357 | 13361 | 15055 | 16893 |
| 91 | 5325 | 6688 | 8229 | 9892 | 11638 | 13113 | 14714 |
| 92 | 6672 | 6691 | 6902 | 7203 | 7541 | 7675 | 7908 |
| 93 | 4829 | 4843 | 4996 | 5214 | 5458 | 5555 | 5724 |
| 94 | 4000 | 4012 | 4138 | 4318 | 4521 | 4602 | 4741 |
| 95 | 4994 | 5009 | 5166 | 5392 | 5645 | 5745 | 5920 |
| 96 | 3845 | 3856 | 3977 | 4151 | 4346 | 4423 | 4557 |
| 97 | 5959 | 5976 | 6165 | 6433 | 6736 | 6855 | 7063 |
| 98 | 3428 | 3438 | 3546 | 3701 | 3874 | 3943 | 4063 |
| 99 | 3016 | 3024 | 3120 | 3256 | 3409 | 3469 | 3575 |
| 100 | 11749 | 11783 | 12153 | 12683 | 13279 | 13516 | 13925 |

ZONE POPULATIONS BASED ON B.O.B. CNTY PROJECTIONS

| ZONE | 1970 | 1975 | 1980 | 1985 | 1990 | 1995 | 2000 |
|------|-------|-------|-------|-------|-------|-------|-------|
| 101 | 2142 | 2495 | 2850 | 3270 | 3727 | 4061 | 4452 |
| 102 | 4340 | 5053 | 5773 | 6622 | 7549 | 8224 | 9015 |
| 103 | 15371 | 17002 | 18920 | 21067 | 23247 | 25094 | 27103 |
| 104 | 3060 | 3385 | 3767 | 4195 | 4629 | 4996 | 5397 |
| 105 | 2227 | 2463 | 2741 | 3052 | 3368 | 3636 | 3927 |
| 106 | 11186 | 12373 | 13770 | 15333 | 16919 | 18263 | 19726 |
| 107 | 1519 | 1680 | 1870 | 2082 | 2298 | 2480 | 2679 |
| 108 | 2561 | 2833 | 3152 | 3510 | 3874 | 4181 | 4516 |
| 109 | 13980 | 14591 | 15077 | 15450 | 15558 | 16223 | 16639 |
| 110 | 3391 | 3540 | 3657 | 3748 | 3774 | 3935 | 4036 |
| 111 | 1881 | 1963 | 2028 | 2079 | 2093 | 2182 | 2238 |
| 112 | 4501 | 4698 | 4854 | 4974 | 5009 | 5222 | 5357 |
| 113 | 8246 | 8960 | 9491 | 10126 | 10769 | 11379 | 12000 |
| 114 | 6248 | 6789 | 7191 | 7673 | 8160 | 8622 | 9093 |
| 115 | 5628 | 6115 | 6478 | 6911 | 7350 | 7767 | 8190 |
| 116 | 3733 | 4057 | 4297 | 4585 | 4876 | 5153 | 5433 |
| 117 | 18594 | 20200 | 21399 | 22830 | 24280 | 25648 | 27048 |
| 118 | 3685 | 4004 | 4242 | 4526 | 4813 | 5086 | 5363 |
| 119 | 4305 | 4678 | 4955 | 5287 | 5623 | 5942 | 6266 |
| 120 | 3444 | 3742 | 3964 | 4230 | 4498 | 4753 | 5012 |
| 121 | 4484 | 4872 | 5161 | 5507 | 5857 | 6189 | 6526 |
| 122 | 4491 | 4880 | 5169 | 5515 | 5866 | 6198 | 6536 |
| 123 | 6034 | 6557 | 6946 | 7410 | 7881 | 8328 | 8782 |
| 124 | 6342 | 7212 | 8012 | 8849 | 9681 | 10503 | 11329 |
| 125 | 2755 | 3132 | 3480 | 3844 | 4205 | 4562 | 4921 |

 ZONE POPULATIONS BASED ON B.O.B. CNTY PROJECTIONS

| ZONE | 1970 | 1975 | 1980 | 1985 | 1990 | 1995 | 2000 |
|------|--------|--------|--------|--------|--------|--------|--------|
| 126 | 5112 | 5813 | 6458 | 7133 | 7803 | 8466 | 9132 |
| 127 | 4122 | 4687 | 5208 | 5752 | 6292 | 6827 | 7364 |
| 128 | 193251 | 198756 | 208965 | 220265 | 231083 | 239860 | 249778 |
| 129 | 11730 | 12064 | 12684 | 13370 | 14027 | 14560 | 15162 |
| 130 | 47277 | 48624 | 51122 | 53887 | 56533 | 58681 | 61108 |
| 131 | 38524 | 39621 | 41657 | 43909 | 46066 | 47816 | 49793 |
| 132 | 24349 | 25043 | 26329 | 27753 | 29117 | 30223 | 31472 |
| 133 | 32525 | 33452 | 35170 | 37072 | 38893 | 40370 | 42040 |
| 134 | 13507 | 13892 | 14606 | 15396 | 16152 | 16766 | 17459 |
| 135 | 5554 | 5712 | 6005 | 6330 | 6641 | 6893 | 7179 |
| 136 | 25594 | 26323 | 27675 | 29171 | 30604 | 31767 | 33081 |
| 137 | 9331 | 9597 | 10089 | 10635 | 11158 | 11581 | 12060 |
| 138 | 6487 | 6672 | 7014 | 7394 | 7757 | 8052 | 8385 |
| 139 | 13063 | 13435 | 14125 | 14889 | 15621 | 16214 | 16885 |
| 140 | 20039 | 20610 | 21669 | 22841 | 23963 | 24873 | 25902 |
| 141 | 3110 | 3199 | 3363 | 3545 | 3719 | 3860 | 4020 |
| 142 | 2070 | 2521 | 2966 | 3395 | 3825 | 4277 | 4718 |
| 143 | 5096 | 6206 | 7301 | 8357 | 9413 | 10527 | 11611 |
| 144 | 2539 | 3092 | 3638 | 4164 | 4691 | 5246 | 5786 |
| 145 | 3766 | 4587 | 5396 | 6176 | 6958 | 7781 | 8583 |
| 146 | 10968 | 10632 | 10576 | 10835 | 11105 | 11370 | 11637 |
| 147 | 3213 | 3114 | 3097 | 3173 | 3253 | 3330 | 3408 |
| 148 | 634 | 615 | 611 | 627 | 642 | 658 | 673 |
| 149 | 711 | 689 | 685 | 702 | 720 | 737 | 754 |
| 150 | 5150 | 4992 | 4965 | 5087 | 5214 | 5339 | 5464 |

-17-

ZONE POPULATIONS BASED ON B.O.B. CNTY PROJECTIONS

| ZONE | 1970 | 1975 | 1980 | 1985 | 1990 | 1995 | 2000 |
|------|-------|-------|-------|-------|-------|-------|-------|
| 151 | 20694 | 22850 | 23984 | 25243 | 26426 | 27831 | 29122 |
| 152 | 9382 | 10359 | 10874 | 11444 | 11980 | 12618 | 13203 |
| 153 | 5484 | 6055 | 6356 | 6690 | 7003 | 7376 | 7718 |
| 154 | 1159 | 1280 | 1343 | 1414 | 1480 | 1559 | 1631 |
| 155 | 2456 | 2712 | 2846 | 2996 | 3136 | 3303 | 3456 |
| 156 | 13895 | 14107 | 14127 | 14272 | 14435 | 14481 | 14581 |
| 157 | 9089 | 9228 | 9241 | 9335 | 9442 | 9473 | 9538 |
| 158 | 8198 | 8323 | 8335 | 8420 | 8517 | 8544 | 8603 |
| 159 | 5317 | 5399 | 5406 | 5461 | 5524 | 5542 | 5580 |
| 160 | 2747 | 2789 | 2793 | 2821 | 2853 | 2863 | 2882 |
| 161 | 7732 | 8509 | 9297 | 10148 | 10999 | 11789 | 12607 |
| 162 | 4304 | 4737 | 5176 | 5650 | 6124 | 6563 | 7020 |
| 163 | 3486 | 3837 | 4193 | 4577 | 4960 | 5316 | 5686 |
| 164 | 4512 | 4966 | 5427 | 5924 | 6420 | 6881 | 7359 |
| 165 | 4040 | 4446 | 4859 | 5304 | 5748 | 6161 | 6589 |
| 166 | 3839 | 4225 | 4617 | 5040 | 5463 | 5855 | 6262 |
| 167 | 4449 | 4896 | 5351 | 5841 | 6330 | 6784 | 7256 |
| 168 | 4809 | 5293 | 5784 | 6314 | 6843 | 7334 | 7844 |
| 169 | 10887 | 11831 | 12704 | 13692 | 14731 | 15586 | 16525 |
| 170 | 12166 | 13221 | 14196 | 15299 | 16460 | 17414 | 18463 |
| 171 | 2633 | 2861 | 3072 | 3312 | 3563 | 3770 | 3997 |
| 172 | 949 | 1031 | 1107 | 1194 | 1284 | 1359 | 1441 |
| 173 | 1656 | 1799 | 1932 | 2083 | 2241 | 2371 | 2513 |
| 174 | 2578 | 2801 | 3008 | 3242 | 3488 | 3690 | 3912 |
| 175 | 3783 | 4112 | 4415 | 4758 | 5120 | 5416 | 5743 |

ZONE POPULATIONS BASED ON B.O.B. CNTY PROJECTIONS

| ZONE | 1970 | 1975 | 1980 | 1985 | 1990 | 1995 | 2000 |
|------|--------|--------|--------|--------|--------|--------|--------|
| 176 | 2999 | 3157 | 3273 | 3443 | 3631 | 3744 | 3891 |
| 177 | 7044 | 7415 | 7689 | 8088 | 8529 | 8794 | 9140 |
| 178 | 4134 | 4351 | 4512 | 4747 | 5006 | 5161 | 5364 |
| 179 | 5582 | 5876 | 6093 | 6410 | 6760 | 6970 | 7244 |
| 180 | 3742 | 3939 | 4084 | 4297 | 4531 | 4672 | 4856 |
| 181 | 6857 | 7218 | 7485 | 7874 | 8303 | 8561 | 8898 |
| 182 | 3725 | 3921 | 4066 | 4277 | 4510 | 4650 | 4834 |
| 183 | 189049 | 198770 | 209296 | 220000 | 230132 | 241033 | 251616 |
| 184 | 23806 | 25031 | 26356 | 27704 | 28980 | 30353 | 31685 |
| 185 | 13782 | 14491 | 15259 | 16039 | 16778 | 17572 | 18344 |
| 186 | 9867 | 10374 | 10924 | 11482 | 12011 | 12580 | 13132 |
| 187 | 7570 | 7959 | 8380 | 8809 | 9215 | 9651 | 10075 |
| 188 | 3993 | 4199 | 4421 | 4647 | 4861 | 5092 | 5315 |
| 189 | 2375 | 2497 | 2629 | 2764 | 2891 | 3028 | 3161 |
| 190 | 3967 | 4171 | 4392 | 4617 | 4830 | 5058 | 5280 |
| 191 | 6630 | 6971 | 7340 | 7715 | 8071 | 8453 | 8824 |
| 192 | 6359 | 6832 | 7258 | 7709 | 8126 | 8576 | 9014 |
| 193 | 4965 | 5334 | 5667 | 6019 | 6345 | 6697 | 7038 |
| 194 | 4662 | 5009 | 5321 | 5652 | 5958 | 6288 | 6609 |
| 195 | 2562 | 2753 | 2925 | 3107 | 3275 | 3456 | 3632 |
| 196 | 4855 | 5216 | 5541 | 5886 | 6204 | 6548 | 6882 |
| 197 | 3686 | 3960 | 4207 | 4468 | 4710 | 4971 | 5225 |
| 198 | 4048 | 4349 | 4620 | 4907 | 5173 | 5460 | 5738 |
| 199 | 6395 | 6871 | 7300 | 7753 | 8173 | 8626 | 9066 |
| 200 | 8316 | 8937 | 9491 | 10082 | 10629 | 11216 | 11787 |

 ZONE POPULATIONS BASED ON B.O.B. CNTY PROJECTIONS

| <u>ZONE</u> | <u>1970</u> | <u>1975</u> | <u>1980</u> | <u>1985</u> | <u>1990</u> | <u>1995</u> | <u>2000</u> |
|-------------|-------------|-------------|-------------|-------------|-------------|-------------|-------------|
| 201 | 3379 | 4104 | 4818 | 5619 | 6395 | 7117 | 7868 |
| 202 | 5379 | 6532 | 7669 | 8945 | 10180 | 11328 | 12525 |
| 203 | 4388 | 5329 | 6256 | 7297 | 8304 | 9241 | 10217 |
| 204 | 11759 | 14280 | 16763 | 19553 | 22252 | 24763 | 27377 |
| 205 | 3664 | 3807 | 4041 | 4321 | 4606 | 4823 | 5074 |
| 206 | 4051 | 4210 | 4466 | 4776 | 5090 | 5330 | 5609 |
| 207 | 3498 | 3635 | 3858 | 4125 | 4398 | 4605 | 4844 |
| 208 | 763 | 793 | 842 | 900 | 960 | 1005 | 1057 |
| 209 | 1837 | 1908 | 2025 | 2166 | 2309 | 2418 | 2543 |
| 210 | 20502 | 23631 | 25324 | 27110 | 28291 | 30727 | 32595 |
| 211 | 5355 | 6173 | 6615 | 7081 | 7390 | 8027 | 8514 |
| 212 | 3514 | 4050 | 4340 | 4646 | 4848 | 5266 | 5586 |
| 213 | 5253 | 6054 | 6488 | 6946 | 7248 | 7873 | 8351 |
| 214 | 5886 | 6784 | 7270 | 7783 | 8122 | 8822 | 9358 |
| 215 | 4084 | 4708 | 5045 | 5401 | 5636 | 6122 | 6494 |
| 216 | 45494 | 45991 | 47213 | 48752 | 50253 | 51283 | 52556 |
| 217 | 21748 | 21987 | 22570 | 23306 | 24023 | 24516 | 25126 |
| 218 | 11777 | 11906 | 12222 | 12620 | 13008 | 13275 | 13605 |
| 219 | 19700 | 19915 | 20444 | 21110 | 21760 | 22206 | 22759 |
| 220 | 16920 | 17105 | 17559 | 18132 | 18690 | 19073 | 19548 |
| 221 | 7292 | 7372 | 7568 | 7814 | 8055 | 8220 | 8425 |
| 222 | 6361 | 6430 | 6601 | 6816 | 7026 | 7170 | 7349 |
| 223 | 4885 | 4939 | 5070 | 5235 | 5396 | 5507 | 5644 |
| 224 | 3710 | 3751 | 3850 | 3976 | 4098 | 4182 | 4287 |
| 225 | 5387 | 5446 | 5590 | 5772 | 5950 | 6072 | 6223 |

ZONE POPULATIONS BASED ON B.O.B. CNTY PROJECTIONS

| <u>ZONE</u> | <u>1970</u> | <u>1975</u> | <u>1980</u> | <u>1985</u> | <u>1990</u> | <u>1995</u> | <u>2000</u> |
|-------------|-------------|-------------|-------------|-------------|-------------|-------------|-------------|
| 226 | 109868 | 114299 | 121087 | 128314 | 135457 | 142025 | 148908 |
| 227 | 33598 | 34953 | 37029 | 39239 | 41423 | 43432 | 45536 |
| 228 | 10460 | 10882 | 11528 | 12216 | 12896 | 13522 | 14177 |
| 229 | 4051 | 4214 | 4464 | 4731 | 4994 | 5236 | 5490 |
| 230 | 15882 | 16522 | 17503 | 18548 | 19581 | 20530 | 21525 |
| 231 | 8646 | 8995 | 9529 | 10098 | 10660 | 11177 | 11718 |
| 232 | 3970 | 4130 | 4375 | 4637 | 4895 | 5132 | 5381 |
| 233 | 15075 | 15683 | 16615 | 17607 | 18587 | 19488 | 20432 |
| 234 | 3946 | 5288 | 6398 | 7418 | 8271 | 9515 | 10581 |
| 235 | 1326 | 1778 | 2152 | 2495 | 2782 | 3200 | 3559 |
| 236 | 210214 | 215936 | 223167 | 231175 | 238623 | 245924 | 253370 |
| 237 | 9741 | 10006 | 10341 | 10713 | 11058 | 11396 | 11741 |
| 238 | 28320 | 29091 | 30065 | 31144 | 32148 | 33131 | 34135 |
| 239 | 14633 | 15031 | 15534 | 16092 | 16610 | 17118 | 17637 |
| 240 | 5261 | 5404 | 5585 | 5785 | 5972 | 6155 | 6341 |
| 241 | 16277 | 16720 | 17280 | 17900 | 18477 | 19042 | 19619 |
| 242 | 6823 | 7009 | 7243 | 7503 | 7745 | 7982 | 8224 |
| 243 | 5507 | 5657 | 5847 | 6057 | 6252 | 6443 | 6638 |
| 244 | 6617 | 6797 | 7025 | 7277 | 7512 | 7741 | 7976 |
| 245 | 8508 | 8740 | 9032 | 9357 | 9658 | 9953 | 10255 |
| 246 | 11509 | 11822 | 12218 | 12656 | 13064 | 13464 | 13872 |
| 247 | 20305 | 20858 | 21556 | 22330 | 23049 | 23754 | 24474 |
| 248 | 67329 | 69161 | 71477 | 74042 | 76428 | 78766 | 81151 |
| 249 | 2264 | 2297 | 2232 | 2163 | 2077 | 2027 | 1961 |
| 250 | 3879 | 4834 | 5689 | 6625 | 7586 | 8436 | 9338 |

 ZONE POPULATIONS BASED ON B.O.B. CNTY PROJECTIONS

| ZONE | 1970 | 1975 | 1980 | 1985 | 1990 | 1995 | 2000 |
|------|-------|-------|-------|-------|-------|-------|-------|
| 251 | 1782 | 2220 | 2613 | 3043 | 3485 | 3875 | 4289 |
| 252 | 6267 | 6746 | 7101 | 7535 | 7966 | 8329 | 8725 |
| 253 | 5624 | 6053 | 6371 | 6761 | 7148 | 7474 | 7829 |
| 254 | 5205 | 5603 | 5897 | 6258 | 6616 | 6918 | 7247 |
| 255 | 7397 | 7962 | 8381 | 8893 | 9402 | 9831 | 10299 |
| 256 | 9655 | 10392 | 10940 | 11607 | 12272 | 12831 | 13441 |
| 257 | 8726 | 9393 | 9886 | 10491 | 11091 | 11597 | 12149 |
| 258 | 9443 | 10164 | 10698 | 11352 | 12002 | 12550 | 13147 |
| 259 | 3848 | 4621 | 5522 | 6369 | 7196 | 8109 | 8982 |
| 260 | 2596 | 3117 | 3725 | 4296 | 4854 | 5470 | 6059 |
| 261 | 4428 | 5317 | 6354 | 7328 | 8280 | 9328 | 10332 |
| 262 | 20391 | 20896 | 21782 | 22822 | 23820 | 24536 | 25405 |
| 263 | 5492 | 5628 | 5867 | 6147 | 6416 | 6609 | 6843 |
| 264 | 10372 | 10630 | 11081 | 11610 | 12118 | 12481 | 12924 |
| 265 | 3974 | 4073 | 4246 | 4448 | 4643 | 4782 | 4952 |
| 266 | 18100 | 18550 | 19338 | 20260 | 21147 | 21782 | 22553 |
| 267 | 5108 | 5235 | 5457 | 5718 | 5968 | 6147 | 6365 |
| 268 | 7540 | 7728 | 8056 | 8440 | 8809 | 9074 | 9395 |
| 269 | 5214 | 5344 | 5571 | 5837 | 6092 | 6275 | 6497 |
| 270 | 5418 | 5553 | 5789 | 6065 | 6330 | 6520 | 6751 |
| 271 | 10319 | 12987 | 16175 | 19582 | 23159 | 26182 | 29464 |
| 272 | 6987 | 8794 | 10953 | 13260 | 15682 | 17729 | 19951 |
| 273 | 10295 | 12958 | 16138 | 19537 | 23106 | 26122 | 29396 |
| 274 | 13078 | 16461 | 20501 | 24819 | 29353 | 33184 | 37343 |
| 275 | 13141 | 16537 | 20598 | 24935 | 29488 | 33336 | 37514 |

 ZONE POPULATIONS BASED ON B.O.B. CNTY PROJECTIONS

| ZONE | 1970 | 1975 | 1980 | 1985 | 1990 | 1995 | 2000 |
|------|--------|--------|--------|--------|--------|--------|--------|
| ---- | ---- | ---- | ---- | ---- | ---- | ---- | ---- |
| 276 | 5147 | 6479 | 8069 | 9768 | 11553 | 13061 | 14698 |
| 277 | 3576 | 4274 | 4829 | 5342 | 5788 | 6401 | 6938 |
| 278 | 907 | 1085 | 1225 | 1356 | 1469 | 1625 | 1761 |
| 279 | 2306 | 2757 | 3114 | 3445 | 3733 | 4129 | 4475 |
| 280 | 3440 | 3992 | 4527 | 5050 | 5555 | 6109 | 6639 |
| 281 | 2792 | 3240 | 3675 | 4100 | 4510 | 4960 | 5392 |
| 282 | 1489 | 1728 | 1960 | 2187 | 2405 | 2645 | 2876 |
| 283 | 1939 | 2250 | 2552 | 2848 | 3133 | 3445 | 3745 |
| 284 | 88106 | 94715 | 102182 | 109630 | 116616 | 124345 | 131757 |
| 285 | 206479 | 221971 | 239470 | 256921 | 273295 | 291408 | 308775 |
| 286 | 189656 | 203884 | 219957 | 235989 | 251027 | 267664 | 283619 |
| 287 | 94359 | 101438 | 109434 | 117411 | 124893 | 133170 | 141108 |
| 288 | 18759 | 20166 | 21756 | 23342 | 24829 | 26475 | 28053 |
| 289 | 14569 | 15662 | 16897 | 18129 | 19284 | 20562 | 21788 |
| 290 | 13381 | 14385 | 15519 | 16650 | 17711 | 18885 | 20011 |
| 291 | 13425 | 14576 | 15258 | 15934 | 16496 | 17333 | 18041 |
| 292 | 1304 | 1415 | 1482 | 1547 | 1602 | 1683 | 1752 |
| 293 | 1716 | 1863 | 1950 | 2036 | 2108 | 2215 | 2305 |
| 294 | 3649 | 3961 | 4147 | 4330 | 4483 | 4711 | 4903 |
| 295 | 21971 | 24087 | 26107 | 28640 | 31175 | 33176 | 35439 |
| 296 | 9327 | 10225 | 11084 | 12160 | 13236 | 14085 | 15047 |
| 297 | 4379 | 4800 | 5204 | 5709 | 6214 | 6613 | 7064 |
| 298 | 8842 | 9694 | 10508 | 11527 | 12547 | 13353 | 14264 |
| 299 | 13493 | 14792 | 16035 | 17591 | 19147 | 20376 | 21767 |
| 300 | 3460 | 3793 | 4112 | 4511 | 4910 | 5226 | 5582 |

ZONE POPULATIONS BASED ON B.O.B. CNTY PROJECTIONS

| <u>ZONE</u> | <u>1970</u> | <u>1975</u> | <u>1980</u> | <u>1985</u> | <u>1990</u> | <u>1995</u> | <u>2000</u> |
|-------------|-------------|-------------|-------------|-------------|-------------|-------------|-------------|
| 301 | 3214 | 3524 | 3820 | 4191 | 4561 | 4854 | 5186 |
| 302 | 9021 | 10259 | 10726 | 11257 | 11756 | 12254 | 12756 |
| 303 | 3608 | 4103 | 4290 | 4503 | 4703 | 4902 | 5103 |
| 304 | 5151 | 5857 | 6124 | 6428 | 6712 | 6997 | 7283 |
| 305 | 4832 | 5494 | 5745 | 6030 | 6297 | 6564 | 6832 |
| 306 | 11996 | 13889 | 14308 | 14820 | 15301 | 15760 | 16233 |
| 307 | 5237 | 6064 | 6246 | 6469 | 6680 | 6880 | 7086 |
| 308 | 3230 | 3740 | 3852 | 3990 | 4120 | 4243 | 4370 |
| 309 | 3756 | 4349 | 4480 | 4640 | 4791 | 4935 | 5082 |
| 310 | 3773 | 4369 | 4500 | 4661 | 4813 | 4957 | 5105 |
| 311 | 10749 | 11692 | 13283 | 15142 | 17066 | 18487 | 20156 |
| 312 | 3872 | 4212 | 4785 | 5455 | 6149 | 6660 | 7262 |
| 313 | 6950 | 7560 | 8590 | 9792 | 11037 | 11955 | 13035 |
| 314 | 3016 | 3281 | 3728 | 4250 | 4790 | 5188 | 5657 |
| 315 | 34928 | 36295 | 37171 | 37829 | 38201 | 38862 | 39317 |
| 316 | 5362 | 5572 | 5707 | 5808 | 5865 | 5966 | 6037 |
| 317 | 10024 | 10417 | 10668 | 10856 | 10963 | 11153 | 11284 |
| 318 | 5873 | 6103 | 6250 | 6360 | 6423 | 6534 | 6611 |
| 319 | 7582 | 7879 | 8069 | 8211 | 8292 | 8435 | 8535 |
| 320 | 3663 | 4182 | 4527 | 4864 | 5075 | 5500 | 5832 |
| 321 | 1353 | 1545 | 1672 | 1797 | 1875 | 2031 | 2154 |
| 322 | 2110 | 2410 | 2608 | 2803 | 2924 | 3169 | 3360 |
| 323 | 23897 | 25865 | 27597 | 29330 | 30875 | 32756 | 34488 |
| 324 | 20875 | 22595 | 24108 | 25622 | 26972 | 28614 | 30128 |
| 325 | 5509 | 5962 | 6362 | 6761 | 7118 | 7551 | 7951 |

ZONE POPULATIONS BASED ON B.O.B. CNTY PROJECTIONS

| ZONE | 1970 | 1975 | 1980 | 1985 | 1990 | 1995 | 2000 |
|------|-------|-------|-------|-------|-------|-------|-------|
| ---- | ---- | ---- | ---- | ---- | ---- | ---- | ---- |
| 326 | 4916 | 5321 | 5678 | 6034 | 6352 | 6739 | 7096 |
| 327 | 5864 | 6347 | 6772 | 7198 | 7577 | 8038 | 8464 |
| 328 | 6978 | 7553 | 8058 | 8564 | 9016 | 9565 | 10071 |
| 329 | 24046 | 26024 | 27768 | 29510 | 31065 | 32957 | 34699 |
| 330 | 7215 | 7809 | 8332 | 8855 | 9322 | 9890 | 10413 |
| 331 | 4146 | 4488 | 4788 | 5089 | 5357 | 5683 | 5984 |
| 332 | 5165 | 5591 | 5965 | 6340 | 6674 | 7080 | 7455 |
| 333 | 5805 | 6283 | 6704 | 7125 | 7500 | 7957 | 8378 |
| 334 | 4063 | 4398 | 4693 | 4987 | 5250 | 5570 | 5864 |
| 335 | 7491 | 7948 | 8230 | 8572 | 8881 | 9204 | 9521 |
| 336 | 8113 | 8608 | 8912 | 9283 | 9617 | 9966 | 10310 |
| 337 | 6488 | 6884 | 7128 | 7424 | 7691 | 7971 | 8246 |
| 338 | 6512 | 6909 | 7154 | 7451 | 7719 | 8000 | 8276 |
| 339 | 5405 | 5735 | 5938 | 6185 | 6408 | 6641 | 6870 |
| 340 | 5651 | 5996 | 6208 | 6466 | 6699 | 6943 | 7182 |
| 341 | 5247 | 5948 | 6091 | 6359 | 6655 | 6852 | 7091 |
| 342 | 66155 | 66208 | 65352 | 64496 | 63236 | 62761 | 61934 |
| 343 | 5446 | 5451 | 5380 | 5310 | 5206 | 5167 | 5099 |
| 344 | 13759 | 13770 | 13592 | 13414 | 13151 | 13053 | 12880 |
| 345 | 26447 | 26469 | 26126 | 25784 | 25280 | 25090 | 24759 |
| 346 | 2219 | 2221 | 2192 | 2164 | 2121 | 2105 | 2078 |
| 347 | 3368 | 3371 | 3328 | 3284 | 3220 | 3196 | 3153 |
| 348 | 6832 | 6837 | 6749 | 6661 | 6530 | 6481 | 6396 |
| 349 | 6690 | 6696 | 6609 | 6522 | 6395 | 6347 | 6263 |
| 350 | 11838 | 11848 | 11694 | 11541 | 11316 | 11231 | 11082 |

ZONE POPULATIONS BASED ON B.O.B. CNTY PROJECTIONS

| <u>ZONE</u> | <u>1970</u> | <u>1975</u> | <u>1980</u> | <u>1985</u> | <u>1990</u> | <u>1995</u> | <u>2000</u> |
|-------------|-------------|-------------|-------------|-------------|-------------|-------------|-------------|
| 351 | 14672 | 14684 | 14494 | 14304 | 14024 | 13919 | 13735 |
| 352 | 3465 | 3692 | 3935 | 4269 | 4624 | 4857 | 5147 |
| 353 | 3753 | 3999 | 4263 | 4624 | 5009 | 5261 | 5576 |
| 354 | 5383 | 5734 | 6113 | 6631 | 7183 | 7543 | 7994 |
| 355 | 5256 | 5601 | 5970 | 6476 | 7015 | 7368 | 7809 |
| 356 | 5030 | 5359 | 5713 | 6197 | 6713 | 7050 | 7472 |
| 357 | 5105 | 5440 | 5799 | 6290 | 6814 | 7156 | 7584 |
| 358 | 85249 | 87710 | 88814 | 89298 | 88833 | 90353 | 90860 |
| 359 | 88245 | 90792 | 91936 | 92437 | 91955 | 93528 | 94053 |
| 360 | 274641 | 282568 | 286127 | 287686 | 286189 | 291083 | 292716 |
| 361 | 72629 | 74726 | 75667 | 76080 | 75683 | 76978 | 77410 |
| 362 | 62279 | 64078 | 64884 | 65238 | 64898 | 66008 | 66379 |
| 363 | 19428 | 19989 | 20241 | 20351 | 20245 | 20591 | 20707 |
| 364 | 24603 | 25313 | 25632 | 25772 | 25637 | 26076 | 26222 |
| 365 | 29959 | 30824 | 31212 | 31382 | 31219 | 31753 | 31931 |
| 366 | 35316 | 36335 | 36793 | 36993 | 36801 | 37430 | 37640 |
| 367 | 39401 | 40539 | 41049 | 41273 | 41058 | 41760 | 41995 |
| 368 | 31593 | 32506 | 32915 | 33094 | 32922 | 33485 | 33673 |
| 369 | 13254 | 13637 | 13809 | 13884 | 13812 | 14048 | 14127 |
| 370 | 61099 | 62863 | 63655 | 64002 | 63668 | 64758 | 65121 |
| 371 | 9895 | 10181 | 10309 | 10365 | 10311 | 10488 | 10547 |
| 372 | 6990 | 7192 | 7282 | 7322 | 7284 | 7409 | 7450 |
| 373 | 20154 | 20736 | 20997 | 21112 | 21002 | 21361 | 21481 |
| 374 | 21879 | 22511 | 22794 | 22919 | 22799 | 23189 | 23319 |
| 375 | 11257 | 11582 | 11728 | 11792 | 11730 | 11931 | 11998 |

ZONE POPULATIONS BASED ON B.O.B. CNTY PROJECTIONS

| ZONE | 1970 | 1975 | 1980 | 1985 | 1990 | 1995 | 2000 |
|------|-------|-------|-------|-------|-------|-------|-------|
| 376 | 4724 | 5520 | 6482 | 7592 | 8793 | 9669 | 10697 |
| 377 | 6609 | 7721 | 9068 | 10621 | 12299 | 13524 | 14962 |
| 378 | 4627 | 5406 | 6349 | 7436 | 8612 | 9470 | 10477 |
| 379 | 2024 | 2366 | 2778 | 3254 | 3768 | 4144 | 4585 |
| 380 | 5345 | 6138 | 7090 | 8206 | 9488 | 10310 | 11343 |
| 381 | 3386 | 3889 | 4492 | 5198 | 6010 | 6532 | 7186 |
| 382 | 3172 | 3643 | 4208 | 4869 | 5630 | 6118 | 6732 |
| 383 | 3752 | 3898 | 4067 | 4317 | 4568 | 4720 | 4922 |
| 384 | 1677 | 1742 | 1818 | 1929 | 2041 | 2109 | 2199 |
| 385 | 2625 | 2727 | 2845 | 3020 | 3195 | 3302 | 3443 |
| 386 | 2494 | 2591 | 2704 | 2869 | 3036 | 3138 | 3272 |
| 387 | 4420 | 5369 | 6189 | 7057 | 7915 | 8765 | 9618 |
| 388 | 3951 | 4798 | 5532 | 6308 | 7076 | 7836 | 8599 |
| 389 | 3086 | 3748 | 4321 | 4927 | 5527 | 6120 | 6716 |
| 390 | 3381 | 4106 | 4734 | 5398 | 6056 | 6706 | 7359 |
| 391 | 4726 | 5962 | 7322 | 8724 | 10137 | 11489 | 12870 |
| 392 | 3011 | 3851 | 4725 | 5628 | 6553 | 7421 | 8315 |
| 393 | 4090 | 5229 | 6416 | 7641 | 8898 | 10076 | 11289 |
| 394 | 3321 | 4247 | 5211 | 6206 | 7227 | 8184 | 9169 |
| 395 | 22995 | 25106 | 27908 | 30957 | 34215 | 36815 | 39722 |
| 396 | 9652 | 10538 | 11714 | 12993 | 14361 | 15452 | 16672 |
| 397 | 6947 | 7585 | 8431 | 9352 | 10337 | 11122 | 12000 |
| 398 | 24076 | 26286 | 29218 | 32413 | 35819 | 38545 | 41588 |
| 399 | 22047 | 24070 | 26757 | 29680 | 32804 | 35297 | 38083 |
| 400 | 10690 | 11671 | 12974 | 14391 | 15906 | 17115 | 18466 |

ZONE POPULATIONS BASED ON B.O.B. CNTY PROJECTIONS

| <u>ZONE</u> | <u>1970</u> | <u>1975</u> | <u>1980</u> | <u>1985</u> | <u>1990</u> | <u>1995</u> | <u>2000</u> |
|-------------|-------------|-------------|-------------|-------------|-------------|-------------|-------------|
| 401 | 6485 | 7081 | 7871 | 8731 | 9650 | 10383 | 11203 |
| 402 | 17624 | 19242 | 21390 | 23727 | 26224 | 28217 | 30444 |
| 403 | 7665 | 8368 | 9302 | 10319 | 11405 | 12271 | 13240 |
| 404 | 6846 | 7482 | 8340 | 9354 | 10367 | 11180 | 12094 |
| 405 | 3351 | 3662 | 4083 | 4579 | 5075 | 5472 | 5920 |
| 406 | 2639 | 2883 | 3215 | 3606 | 3996 | 4309 | 4661 |
| 407 | 6620 | 9150 | 11882 | 14881 | 18109 | 20683 | 23556 |
| 408 | 3272 | 4523 | 5873 | 7355 | 8951 | 10224 | 11644 |
| 409 | 91883 | 93716 | 93739 | 93853 | 93502 | 93966 | 94032 |
| 410 | 4021 | 4101 | 4102 | 4107 | 4092 | 4112 | 4115 |
| 411 | 38191 | 38954 | 38963 | 39010 | 38866 | 39058 | 39085 |
| 412 | 15865 | 16182 | 16186 | 16205 | 16145 | 16225 | 16236 |
| 413 | 8591 | 8763 | 8765 | 8776 | 8743 | 8787 | 8793 |
| 414 | 4790 | 4886 | 4887 | 4893 | 4875 | 4899 | 4902 |
| 415 | 12898 | 13156 | 13159 | 13175 | 13126 | 13191 | 13200 |
| 416 | 7712 | 7867 | 7868 | 7878 | 7849 | 7888 | 7893 |
| 417 | 7778 | 7934 | 7936 | 7945 | 7916 | 7955 | 7961 |
| 418 | 4856 | 4953 | 4954 | 4960 | 4942 | 4966 | 4970 |
| 419 | 1867 | 1905 | 1905 | 1907 | 1900 | 1910 | 1911 |
| 420 | 7822 | 7979 | 7980 | 7990 | 7961 | 8000 | 8006 |
| 421 | 5647 | 5760 | 5761 | 5768 | 5747 | 5775 | 5779 |
| 422 | 7822 | 7979 | 7980 | 7990 | 7961 | 8000 | 8006 |
| 423 | 6587 | 7214 | 7721 | 8319 | 8964 | 9469 | 10036 |
| 424 | 4629 | 5070 | 5427 | 5847 | 6300 | 6655 | 7054 |
| 425 | 6628 | 7258 | 7770 | 8371 | 9020 | 9527 | 10097 |

 ZONE POPULATIONS BASED ON B.O.B. CNTY PROJECTIONS

| ZONE | 1970 | 1975 | 1980 | 1985 | 1990 | 1995 | 2000 |
|------|-------|-------|-------|-------|-------|-------|-------|
| 426 | 4964 | 5437 | 5819 | 6270 | 6756 | 7137 | 7564 |
| 427 | 3806 | 4168 | 4461 | 4807 | 5180 | 5471 | 5799 |
| 428 | 4319 | 4730 | 5063 | 5455 | 5878 | 6209 | 6581 |
| 429 | 3956 | 4333 | 4637 | 4996 | 5384 | 5687 | 6028 |
| 430 | 4326 | 4604 | 4971 | 5443 | 5919 | 6262 | 6671 |
| 431 | 1600 | 1703 | 1839 | 2014 | 2190 | 2317 | 2469 |
| 432 | 2300 | 2448 | 2644 | 2895 | 3148 | 3330 | 3548 |
| 433 | 17185 | 18169 | 18669 | 19223 | 19722 | 20334 | 20891 |
| 434 | 4188 | 4427 | 4549 | 4684 | 4806 | 4955 | 5091 |
| 435 | 10224 | 10809 | 11106 | 11436 | 11733 | 12098 | 12429 |
| 436 | 7121 | 7528 | 7735 | 7965 | 8172 | 8426 | 8657 |
| 437 | 6326 | 6688 | 6872 | 7076 | 7260 | 7485 | 7690 |
| 438 | 4648 | 4914 | 5049 | 5199 | 5334 | 5500 | 5651 |
| 439 | 2819 | 2980 | 3062 | 3153 | 3235 | 3336 | 3427 |
| 440 | 3828 | 4047 | 4159 | 4282 | 4393 | 4530 | 4654 |
| 441 | 6736 | 7121 | 7317 | 7535 | 7730 | 7970 | 8189 |
| 442 | 56128 | 60358 | 62647 | 65301 | 67858 | 70579 | 73206 |
| 443 | 15586 | 16761 | 17397 | 18135 | 18845 | 19600 | 20329 |
| 444 | 16812 | 18079 | 18765 | 19561 | 20327 | 21141 | 21928 |
| 445 | 6152 | 6616 | 6867 | 7158 | 7439 | 7737 | 8025 |
| 446 | 5023 | 5401 | 5606 | 5844 | 6073 | 6316 | 6551 |
| 447 | 5852 | 6293 | 6532 | 6809 | 7076 | 7359 | 7633 |
| 448 | 3388 | 3644 | 3782 | 3943 | 4097 | 4261 | 4420 |
| 449 | 4794 | 5156 | 5351 | 5578 | 5797 | 6029 | 6254 |
| 450 | 3220 | 3463 | 3594 | 3747 | 3894 | 4050 | 4200 |

ZONE POPULATIONS BASED ON B.O.B. CNTY PROJECTIONS

| <u>ZONE</u> | <u>1970</u> | <u>1975</u> | <u>1980</u> | <u>1985</u> | <u>1990</u> | <u>1995</u> | <u>2000</u> |
|-------------|-------------|-------------|-------------|-------------|-------------|-------------|-------------|
| 451 | 3220 | 3463 | 3594 | 3747 | 3894 | 4050 | 4200 |
| 452 | 10747 | 11427 | 11974 | 12484 | 12892 | 13522 | 14052 |
| 453 | 4999 | 5315 | 5570 | 5807 | 5997 | 6291 | 6537 |
| 454 | 6322 | 6721 | 7044 | 7343 | 7583 | 7954 | 8266 |
| 455 | 7028 | 7472 | 7830 | 8164 | 8430 | 8843 | 9190 |
| 456 | 2999 | 3189 | 3342 | 3484 | 3598 | 3774 | 3922 |
| 457 | 4284 | 4555 | 4773 | 4976 | 5139 | 5390 | 5602 |
| 458 | 3658 | 3889 | 4076 | 4250 | 4388 | 4603 | 4784 |
| 459 | 7355 | 7820 | 8195 | 8544 | 8822 | 9254 | 9617 |
| 460 | 3698 | 3910 | 4067 | 4268 | 4469 | 4629 | 4809 |
| 461 | 4345 | 4593 | 4778 | 5014 | 5250 | 5438 | 5650 |
| 462 | 6031 | 6376 | 6632 | 6960 | 7288 | 7549 | 7843 |
| 463 | 4695 | 4963 | 5162 | 5418 | 5673 | 5876 | 6105 |
| 464 | 4437 | 4691 | 4879 | 5120 | 5362 | 5554 | 5770 |
| 465 | 4651 | 4917 | 5114 | 5367 | 5620 | 5822 | 6048 |
| 466 | 4418 | 4670 | 4858 | 5098 | 5338 | 5529 | 5744 |
| 467 | 2896 | 3062 | 3185 | 3342 | 3500 | 3625 | 3766 |
| 468 | 6240 | 6598 | 6863 | 7201 | 7543 | 7811 | 8113 |
| 469 | 2804 | 2964 | 3083 | 3236 | 3388 | 3510 | 3646 |
| 470 | 4388 | 4639 | 4826 | 5064 | 5303 | 5493 | 5706 |
| 471 | 6471 | 7216 | 7935 | 8737 | 9548 | 10261 | 11021 |
| 472 | 9979 | 11129 | 12236 | 13475 | 14725 | 15823 | 16995 |
| 473 | 9526 | 10624 | 11682 | 12864 | 14057 | 15107 | 16226 |
| 474 | 7195 | 8024 | 8823 | 9716 | 10618 | 11410 | 12256 |
| 475 | 4623 | 5155 | 5668 | 6242 | 6821 | 7330 | 7874 |

ZONE POPULATIONS BASED ON B.O.B. CNTY PROJECTIONS

| ZONE | 1970 | 1975 | 1980 | 1985 | 1990 | 1995 | 2000 |
|------|--------|--------|--------|--------|--------|--------|--------|
| 476 | 6072 | 6771 | 7446 | 8199 | 8960 | 9629 | 10342 |
| 477 | 3398 | 3789 | 4167 | 4588 | 5014 | 5389 | 5788 |
| 478 | 8909 | 9935 | 10924 | 12029 | 13146 | 14127 | 15174 |
| 479 | 99782 | 105399 | 109912 | 113486 | 116107 | 118813 | 121153 |
| 480 | 3581 | 3783 | 3945 | 4073 | 4167 | 4264 | 4349 |
| 481 | 8193 | 8654 | 9025 | 9319 | 9534 | 9756 | 9948 |
| 482 | 9200 | 9718 | 10134 | 10464 | 10705 | 10955 | 11170 |
| 483 | 29543 | 31207 | 32543 | 33602 | 34378 | 35179 | 35872 |
| 484 | 33195 | 35065 | 36566 | 37755 | 38627 | 39527 | 40306 |
| 485 | 5571 | 5885 | 6137 | 6337 | 6483 | 6634 | 6765 |
| 486 | 13835 | 14614 | 15240 | 15736 | 16099 | 16474 | 16799 |
| 487 | 7678 | 8110 | 8458 | 8733 | 8935 | 9143 | 9323 |
| 488 | 3300 | 3486 | 3636 | 3754 | 3840 | 3930 | 4007 |
| 489 | 2856 | 3016 | 3146 | 3248 | 3323 | 3400 | 3467 |
| 490 | 6788 | 7171 | 7478 | 7721 | 7899 | 8083 | 8243 |
| 491 | 3605 | 3808 | 3971 | 4100 | 4195 | 4292 | 4377 |
| 492 | 6976 | 7369 | 7684 | 7934 | 8117 | 8306 | 8470 |
| 493 | 488015 | 471644 | 458151 | 444820 | 431099 | 419037 | 405060 |
| 494 | 203473 | 196647 | 191021 | 185463 | 179742 | 174713 | 168885 |
| 495 | 603758 | 583507 | 566809 | 550319 | 533345 | 518422 | 501130 |
| 496 | 482148 | 465974 | 452643 | 439472 | 425917 | 414000 | 400190 |
| 497 | 216006 | 208760 | 202788 | 196887 | 190814 | 185475 | 179288 |
| 498 | 70135 | 67782 | 65843 | 63927 | 61955 | 60222 | 58213 |
| 499 | 73602 | 71133 | 69098 | 67087 | 65018 | 63199 | 61091 |
| 500 | 46668 | 45102 | 43812 | 42537 | 41225 | 40071 | 38735 |

-55-

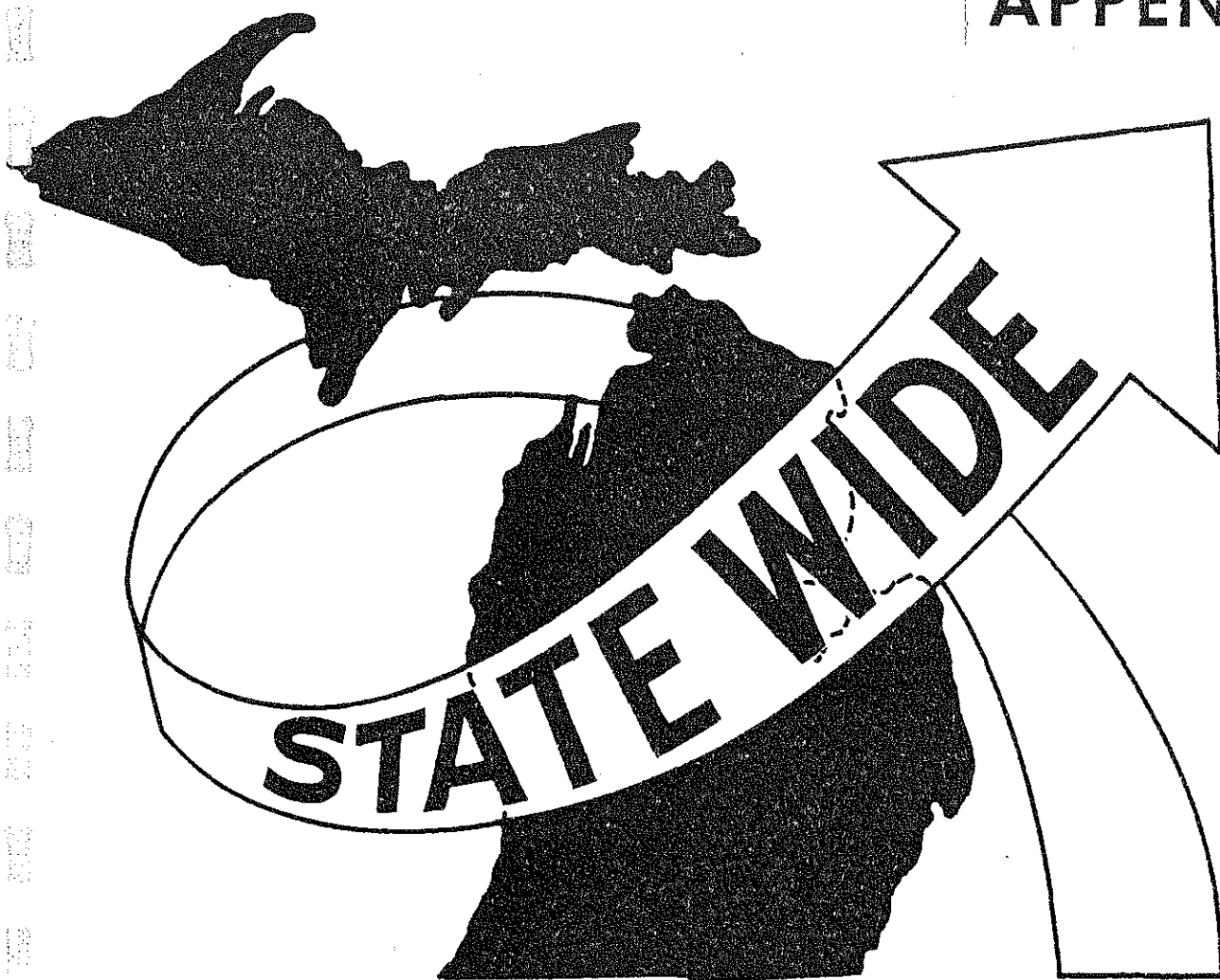
ZONE POPULATIONS BASED ON B.O.B. CNTY PROJECTIONS

| <u>ZONE</u> | <u>1970</u> | <u>1975</u> | <u>1980</u> | <u>1985</u> | <u>1990</u> | <u>1995</u> | <u>2000</u> |
|-------------|-------------|-------------|-------------|-------------|-------------|-------------|-------------|
| 501 | 180005 | 173967 | 168990 | 164073 | 159012 | 154563 | 149407 |
| 502 | 152004 | 146905 | 142702 | 138550 | 134276 | 130519 | 126166 |
| 503 | 78935 | 76287 | 74105 | 71949 | 69729 | 67778 | 65517 |
| 504 | 72002 | 69586 | 67596 | 65629 | 63604 | 61825 | 59762 |
| 505 | 9992 | 10698 | 11262 | 11901 | 12540 | 13122 | 13730 |
| 506 | 5128 | 5491 | 5780 | 6108 | 6435 | 6734 | 7047 |
| 507 | 1936 | 2073 | 2182 | 2306 | 2429 | 2542 | 2660 |
| 508 | 2661 | 2850 | 3000 | 3170 | 3340 | 3495 | 3657 |
| 509 | 312000 | 356000 | 396000 | 434000 | 474000 | 515000 | 556000 |
| 510 | 124800 | 142400 | 158400 | 173600 | 189600 | 206000 | 222400 |
| 511 | 733200 | 836600 | 930600 | 1019900 | 1113900 | 1210250 | 1306600 |
| 512 | 2176200 | 2483100 | 2762100 | 3027150 | 3306150 | 3592125 | 3878100 |
| 513 | 4453800 | 5081900 | 5652900 | 6195350 | 6766350 | 7351625 | 7936900 |
| 514 | 6410 | 6816 | 7350 | 7986 | 8694 | 9513 | 10332 |
| 515 | 30623 | 32603 | 35158 | 38200 | 41586 | 45503 | 49421 |
| 516 | 33183 | 35330 | 38098 | 41394 | 45064 | 49309 | 53554 |
| 517 | 8003 | 8520 | 9188 | 9983 | 10868 | 11891 | 12915 |
| 518 | 3414 | 3635 | 3920 | 4259 | 4637 | 5073 | 5510 |
| 519 | 36598 | 38965 | 42018 | 45653 | 49701 | 54383 | 59065 |
| 520 | 743967 | 839987 | 907851 | 986961 | 1076954 | 1182307 | 1287660 |
| 521 | 3789839 | 3973553 | 4293749 | 4667676 | 5092270 | 5588839 | 6085409 |
| 522 | 840582 | 894941 | 965055 | 1048562 | 1141522 | 1249057 | 1356592 |
| 523 | 2319978 | 2470005 | 2663518 | 2893993 | 3150561 | 3447353 | 3744145 |
| 524 | 440564 | 469054 | 505803 | 549570 | 598292 | 654653 | 711014 |
| 525 | 7393294 | 7889014 | 8526367 | 9255782 | 9999999 | 9999999 | 9999999 |

ZONE POPULATIONS BASED ON B.O.B. CNTY PROJECTIONS

| ZONE | 1970 | 1975 | 1980 | 1985 | 1990 | 1995 | 2000 |
|------|---------|---------|---------|---------|---------|---------|---------|
| 526 | 2254831 | 2406017 | 2600399 | 2822859 | 3073395 | 3354169 | 3634943 |
| 527 | 1613397 | 1721576 | 1860662 | 2019838 | 2199104 | 2400006 | 2600908 |
| 528 | 640174 | 681767 | 734813 | 795093 | 860196 | 931326 | 1002456 |
| 529 | 132750 | 141375 | 152375 | 164875 | 178375 | 193125 | 207875 |
| 530 | 289288 | 308085 | 332056 | 359296 | 388715 | 420858 | 453001 |
| 531 | 179053 | 190687 | 205523 | 222383 | 240592 | 260487 | 280382 |
| 532 | 407489 | 433965 | 467730 | 506100 | 547540 | 592816 | 638093 |
| 533 | 1237442 | 1317841 | 1420379 | 1536899 | 1662740 | 1800234 | 1937728 |
| 534 | 2395022 | 2550631 | 2749089 | 2974609 | 3218170 | 348428 | 3750398 |
| 535 | 67912 | 72614 | 78621 | 85543 | 93183 | 101639 | 110096 |
| 536 | 58344 | 62383 | 67544 | 73491 | 80055 | 87321 | 94588 |
| 537 | 577616 | 617605 | 668702 | 727574 | 792556 | 864480 | 936404 |
| 538 | 926120 | 990236 | 1072162 | 1166555 | 1270744 | 1386063 | 1501383 |
| 539 | 4416776 | 4722553 | 5113268 | 5563439 | 6060326 | 6610299 | 7160273 |
| 540 | 4765488 | 5095406 | 5516969 | 6002682 | 6538799 | 7132194 | 7725589 |
| 541 | 1744237 | 1755009 | 1797192 | 1861938 | 1932692 | 2010000 | 2092410 |
| 542 | 3218706 | 3373016 | 3563737 | 3774121 | 3991133 | 4225013 | 4475134 |
| 543 | 4676501 | 4922126 | 5238512 | 5599233 | 5974382 | 6383627 | 6827289 |
| 544 | 2824376 | 2903729 | 3042830 | 3223866 | 3414719 | 3623700 | 3849094 |
| 545 | 3804971 | 4041817 | 4366109 | 4750113 | 5141047 | 5569296 | 6036003 |
| 546 | 9999999 | 9999999 | 9999999 | 9999999 | 9999999 | 9999999 | 9999999 |
| 547 | 9999999 | 9999999 | 9999999 | 9999999 | 9999999 | 9999999 | 9999999 |

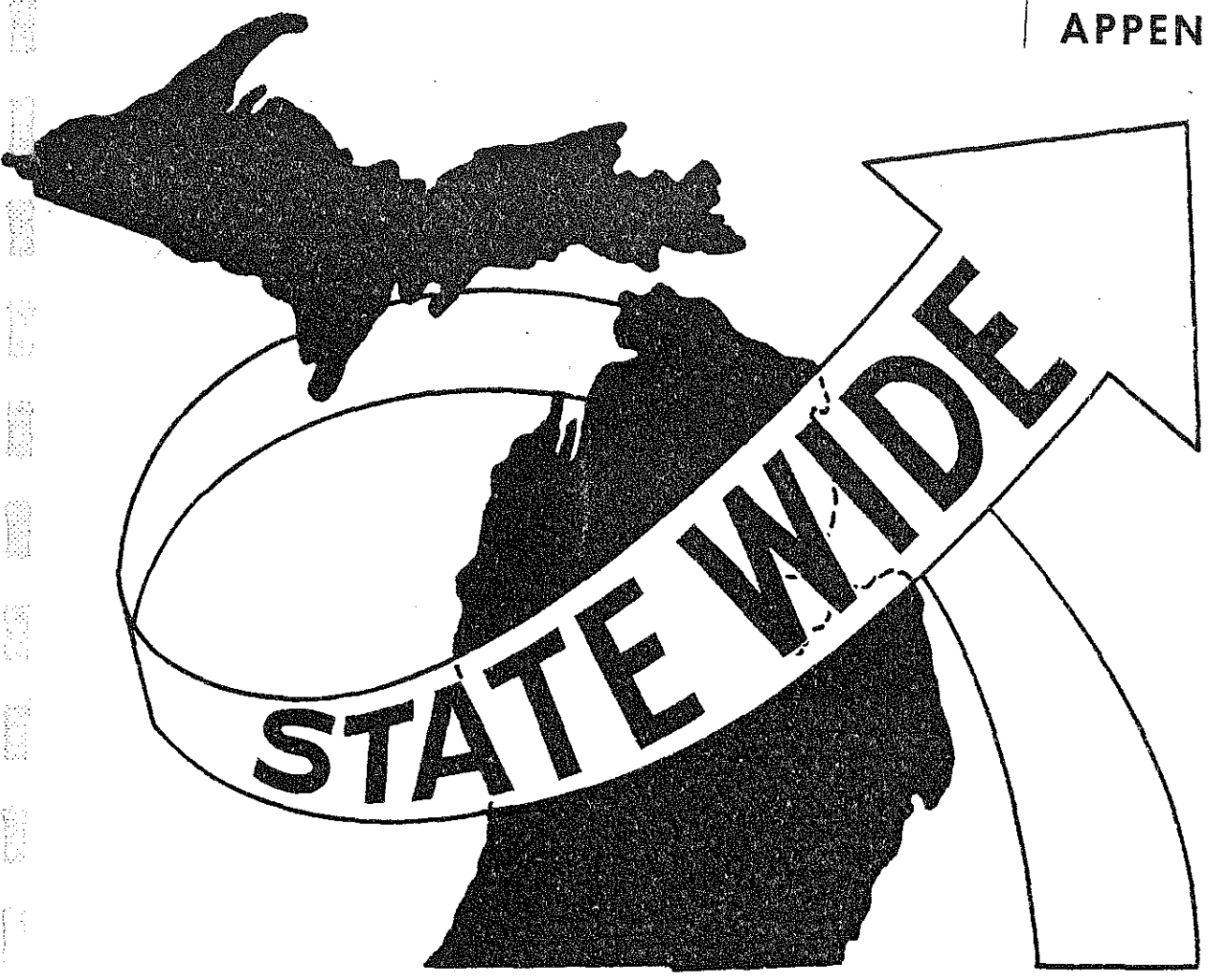
APPENDIX C



APPENDIX C

| <u>COUNTY</u> | <u>FRACTION OF VARIANCE REMOVED</u> |
|-----------------|-------------------------------------|
| 1. Alcona | .99 |
| 2. Alger | .90 |
| 3. Allegan | .92 (square-root transformation) |
| 6. Arenac | .99 |
| 7. Baraga | .90 |
| 9. Bay | .99 (square-root transformation) |
| 14. Cass | .94 |
| 27. Gogebic | .99 |
| 53. Mason | 1.00 |
| 54. Mecosta | 1.00 |
| 56. Midland | 1.00 (square-root transformation) |
| 60. Montmorency | .96 |
| 63. Oakland | .88 (square-root transformation) |
| 73. Saginaw | .80 |
| 81. Washtenaw | .99 (square-root transformation) |

APPENDIX D



APPENDIX D

This report examines the background of previous attempts (prior to 1978) to provide population projections for use with the 547 zone system in the State-wide Transportation Modeling System. This appendix presents the most recent set of population projections.

In April of 1978 new county population projections were made available to us by the Michigan Department of Management and Budget. In order to obtain 547 zone level projections, we assumed that the percentage each zone was of the county, based on 1975 census population estimates (Series P-25), would remain constant with time. These percentages were applied to each county projection to obtain the zone projections. While we realize this is a simplified approach, we felt compelled to provide some immediate solutions for pressing needs. To provide more reliable zone projections, we welcome advice from those with more expertise in the field of small area projections.

The following pages list the zone population for 1970 census, 1975 estimated, 1980, 1985, 1990, 1995, and 2000. It should be noted that while figures are listed to the nearest whole number, the projection process is not necessarily that precise. The published Bureau of the Budget summary report more appropriately rounds to the nearest 100 persons. The total of zone population for a county when rounded to the nearest 100 will match those of the Bureau of the Budget report. We would appreciate knowing of any discrepancy found. Note that the 1975 estimated population published here may differ slightly from the Bureau of Budget figure since their figures are as of April 1, 1978, and the estimated 1975 population we are using is as of July 1, 1978.

547 ZONE POPULATIONS

| ZONE | CENSUS | EST | -----BASED ON B.O.B. PROJECTIONS----- | | | | |
|------|--------|-------|---------------------------------------|-------|-------|-------|-------|
| | 1970 | 1975 | 1980 | 1985 | 1990 | 1995 | 2000 |
| ---- | ---- | ---- | ---- | ---- | ---- | ---- | ---- |
| 1 | 5928 | 7146 | 7504 | 8150 | 8844 | 9370 | 9708 |
| 2 | 1185 | 1494 | 1568 | 1703 | 1848 | 1958 | 2029 |
| 3 | 3677 | 3466 | 3827 | 4136 | 4373 | 4553 | 4660 |
| 4 | 2038 | 2309 | 2547 | 2754 | 2912 | 3032 | 3103 |
| 5 | 2276 | 2490 | 2747 | 2970 | 3141 | 3270 | 3346 |
| 6 | 577 | 712 | 785 | 849 | 898 | 935 | 956 |
| 7 | 10961 | 11661 | 12597 | 13710 | 14827 | 15847 | 16713 |
| 8 | 8280 | 9257 | 10000 | 10884 | 11770 | 12580 | 13268 |
| 9 | 14104 | 15726 | 16988 | 18489 | 19996 | 21371 | 22540 |
| 10 | 13302 | 13218 | 14279 | 15541 | 16807 | 17963 | 18945 |
| 11 | 5264 | 5055 | 5460 | 5943 | 6427 | 6869 | 7245 |
| 12 | 14664 | 16584 | 17919 | 19501 | 21090 | 22540 | 23772 |
| 13 | 13805 | 15218 | 16215 | 17373 | 18615 | 19931 | 21241 |
| 14 | 10625 | 11487 | 12239 | 13112 | 14049 | 15043 | 16032 |
| 15 | 6278 | 6588 | 7019 | 7520 | 8057 | 8627 | 9195 |
| 16 | 3509 | 4486 | 5113 | 5753 | 6423 | 7014 | 7436 |
| 17 | 3646 | 4291 | 4890 | 5503 | 6144 | 6709 | 7113 |
| 18 | 5457 | 6537 | 7452 | 8384 | 9362 | 10224 | 10837 |
| 19 | 3515 | 4234 | 4611 | 5017 | 5436 | 5756 | 5955 |
| 20 | 3015 | 3506 | 3818 | 4154 | 4501 | 4766 | 4931 |
| 21 | 4619 | 5439 | 5926 | 6447 | 6984 | 7397 | 7651 |
| 22 | 4403 | 4511 | 4862 | 5246 | 5643 | 6032 | 6334 |
| 23 | 2433 | 2603 | 2805 | 3027 | 3255 | 3479 | 3653 |
| 24 | 953 | 946 | 1019 | 1100 | 1183 | 1264 | 1327 |
| 25 | 6501 | 7055 | 7522 | 8012 | 8549 | 9055 | 9467 |

547 ZONE POPULATIONS

| ZONE | CENSUS 1970 | EST 1975 | -----BASED ON B.O.B. PROJECTIONS----- | | | | |
|------|----------------|-------------|---------------------------------------|-------|-------|-------|-------|
| | | | 1980 | 1985 | 1990 | 1995 | 2000 |
| 26 | 11468 | 12809 | 13660 | 14548 | 15525 | 16441 | 17192 |
| 27 | 10901 | 11825 | 12609 | 13429 | 14330 | 15177 | 15869 |
| 28 | 9296 | 9741 | 10386 | 11062 | 11805 | 12502 | 13072 |
| 29 | 54439 | 52611 | 53181 | 53481 | 53568 | 53631 | 53492 |
| 30 | 15896 | 15871 | 16042 | 16132 | 16159 | 16177 | 16136 |
| 31 | 21694 | 23646 | 23900 | 24035 | 24075 | 24103 | 24041 |
| 32 | 14890 | 16407 | 16583 | 16677 | 16705 | 16724 | 16681 |
| 33 | 10420 | 11564 | 11688 | 11754 | 11774 | 11787 | 11757 |
| 34 | 2571 | 2811 | 3132 | 3462 | 3813 | 4150 | 4409 |
| 35 | 3896 | 4387 | 4891 | 5404 | 5952 | 6479 | 6881 |
| 36 | 2126 | 2672 | 2977 | 3290 | 3624 | 3945 | 4191 |
| 37 | 27523 | 26808 | 27097 | 27621 | 28245 | 28877 | 29437 |
| 38 | 14351 | 16220 | 16395 | 16711 | 17089 | 17471 | 17810 |
| 39 | 33393 | 31433 | 31777 | 32390 | 33124 | 33863 | 34520 |
| 40 | 13448 | 15085 | 15248 | 15542 | 15893 | 16249 | 16564 |
| 41 | 6327 | 7131 | 7208 | 7347 | 7513 | 7681 | 7830 |
| 42 | 9450 | 10099 | 10208 | 10405 | 10640 | 10878 | 11089 |
| 43 | 12312 | 13037 | 13177 | 13432 | 13735 | 14043 | 14315 |
| 44 | 16024 | 18073 | 18268 | 18621 | 19041 | 19467 | 19845 |
| 45 | 12988 | 13750 | 13898 | 14167 | 14487 | 14811 | 15098 |
| 46 | 13414 | 14064 | 14216 | 14490 | 14817 | 15149 | 15443 |
| 47 | 4645 | 4849 | 4901 | 4996 | 5108 | 5223 | 5324 |
| 48 | 9099 | 8031 | 8202 | 8698 | 9188 | 9444 | 9481 |
| 49 | 4214 | 4606 | 4702 | 4986 | 5268 | 5414 | 5435 |
| 50 | 5757 | 5482 | 5596 | 5935 | 6270 | 6444 | 6469 |

547 ZONE POPULATIONS

| ZONE | CENSUS | EST | -----BASED ON B.O.B. PROJECTIONS----- | | | | |
|------|--------|-------|---------------------------------------|-------|-------|-------|-------|
| | 1970 | 1975 | 1980 | 1985 | 1990 | 1995 | 2000 |
| ---- | ---- | ---- | ---- | ---- | ---- | ---- | ---- |
| 51 | 4229 | 4584 | 4679 | 4962 | 5243 | 5388 | 5409 |
| 52 | 4332 | 4181 | 4268 | 4526 | 4782 | 4915 | 4933 |
| 53 | 4434 | 4603 | 4699 | 4983 | 5264 | 5411 | 5431 |
| 54 | 5841 | 6381 | 6514 | 6908 | 7298 | 7501 | 7530 |
| 55 | 38931 | 47404 | 47038 | 46941 | 46517 | 45591 | 44184 |
| 56 | 4296 | 4894 | 4855 | 4845 | 4801 | 4706 | 4560 |
| 57 | 7670 | 8341 | 8275 | 8258 | 8183 | 8021 | 7773 |
| 58 | 25776 | 19255 | 19103 | 19064 | 18891 | 18516 | 17944 |
| 59 | 10817 | 8769 | 8700 | 8682 | 8603 | 8432 | 8171 |
| 60 | 6824 | 6008 | 5960 | 5948 | 5894 | 5777 | 5598 |
| 61 | 4961 | 4235 | 4201 | 4193 | 4155 | 4072 | 3946 |
| 62 | 10881 | 9539 | 9464 | 9444 | 9359 | 9173 | 8889 |
| 63 | 8290 | 7760 | 7699 | 7683 | 7613 | 7462 | 7231 |
| 64 | 2469 | 2388 | 2369 | 2364 | 2342 | 2296 | 2225 |
| 65 | 1683 | 1648 | 1635 | 1631 | 1616 | 1584 | 1535 |
| 66 | 12112 | 14033 | 13922 | 13894 | 13768 | 13494 | 13077 |
| 67 | 7253 | 7390 | 7331 | 7316 | 7250 | 7106 | 6886 |
| 68 | 6583 | 5910 | 6402 | 6908 | 7454 | 7979 | 8390 |
| 69 | 10991 | 11773 | 12759 | 13765 | 14853 | 15899 | 16717 |
| 70 | 7224 | 7344 | 7956 | 8584 | 9263 | 9915 | 10425 |
| 71 | 6942 | 7537 | 8165 | 8810 | 9506 | 10176 | 10699 |
| 72 | 2992 | 3295 | 3569 | 3851 | 4156 | 4448 | 4677 |
| 73 | 2949 | 3076 | 3332 | 3595 | 3879 | 4153 | 4366 |
| 74 | 5631 | 6591 | 7140 | 7704 | 8313 | 8898 | 9356 |
| 75 | 3519 | 3811 | 4291 | 4829 | 5320 | 5664 | 5876 |

547 ZONE POPULATIONS

| ZONE | CENSUS 1970 | EST 1975 | -----BASED ON B.O.B. PROJECTIONS----- | | | | |
|------|----------------|-------------|---------------------------------------|-------|-------|-------|-------|
| | | | 1980 | 1985 | 1990 | 1995 | 2000 |
| 76 | 1970 | 2079 | 2341 | 2634 | 2902 | 3089 | 3206 |
| 77 | 3686 | 4112 | 4630 | 5210 | 5740 | 6111 | 6341 |
| 78 | 7366 | 8465 | 9533 | 10727 | 11820 | 12583 | 13055 |
| 79 | 5553 | 5594 | 6018 | 6421 | 6797 | 7134 | 7415 |
| 80 | 4473 | 5553 | 5973 | 6372 | 6744 | 7080 | 7358 |
| 81 | 4156 | 5291 | 5691 | 6072 | 6426 | 6745 | 7011 |
| 82 | 2391 | 2981 | 3206 | 3421 | 3620 | 3800 | 3950 |
| 83 | 17148 | 18454 | 14482 | 15570 | 16493 | 17075 | 17409 |
| 84 | 2217 | 2568 | 2014 | 2166 | 2295 | 2375 | 2422 |
| 85 | 987 | 1090 | 855 | 919 | 974 | 1008 | 1028 |
| 86 | 1664 | 1928 | 1512 | 1626 | 1723 | 1783 | 1818 |
| 87 | 8342 | 9339 | 7327 | 7878 | 8346 | 8639 | 8808 |
| 88 | 2054 | 2614 | 2051 | 2205 | 2336 | 2418 | 2465 |
| 89 | 5256 | 6227 | 7347 | 8479 | 9447 | 10195 | 10700 |
| 90 | 6114 | 8087 | 9544 | 11013 | 12272 | 13242 | 13897 |
| 91 | 5325 | 6923 | 8169 | 9426 | 10503 | 11334 | 11896 |
| 92 | 6672 | 7756 | 8397 | 9090 | 9856 | 10568 | 11098 |
| 93 | 4832 | 5075 | 5494 | 5948 | 6449 | 6915 | 7261 |
| 94 | 4001 | 4422 | 4787 | 5182 | 5619 | 6025 | 6327 |
| 95 | 4994 | 5179 | 5607 | 6069 | 6581 | 7056 | 7410 |
| 96 | 3847 | 3974 | 4302 | 4657 | 5050 | 5414 | 5686 |
| 97 | 5962 | 6500 | 7037 | 7618 | 8260 | 8856 | 9300 |
| 98 | 3429 | 3774 | 4086 | 4423 | 4795 | 5142 | 5400 |
| 99 | 3017 | 3264 | 3533 | 3825 | 4147 | 4447 | 4670 |
| 100 | 11738 | 12551 | 13593 | 14714 | 15953 | 17107 | 17964 |

547 ZONE POPULATIONS

| ZONE | CENSUS | EST | -----BASED ON B.O.B. PROJECTIONS----- | | | | |
|------|--------|-------|---------------------------------------|-------|-------|-------|-------|
| | 1970 | 1975 | 1980 | 1985 | 1990 | 1995 | 2000 |
| 101 | 2143 | 2110 | 2526 | 2937 | 3335 | 3713 | 4053 |
| 102 | 4339 | 6138 | 7349 | 8545 | 9703 | 10805 | 11792 |
| 103 | 15368 | 14707 | 15666 | 16514 | 17174 | 17759 | 18203 |
| 104 | 3061 | 3889 | 4142 | 4366 | 4540 | 4695 | 4812 |
| 105 | 2226 | 2724 | 2901 | 3058 | 3180 | 3288 | 3370 |
| 106 | 11188 | 13091 | 13942 | 14697 | 15284 | 15805 | 16199 |
| 107 | 1521 | 1818 | 1936 | 2041 | 2122 | 2194 | 2249 |
| 108 | 2560 | 3129 | 3332 | 3513 | 3653 | 3777 | 3872 |
| 109 | 13978 | 14180 | 14945 | 15761 | 16583 | 17221 | 17665 |
| 110 | 3392 | 4040 | 4257 | 4490 | 4724 | 4905 | 5032 |
| 111 | 1881 | 2127 | 2241 | 2364 | 2487 | 2582 | 2649 |
| 112 | 4502 | 4628 | 4877 | 5143 | 5412 | 5619 | 5764 |
| 113 | 8244 | 9104 | 9925 | 10908 | 12003 | 13039 | 13910 |
| 114 | 6251 | 7264 | 7919 | 8703 | 9577 | 10404 | 11098 |
| 115 | 5629 | 5415 | 5903 | 6488 | 7139 | 7755 | 8273 |
| 116 | 3734 | 4285 | 4671 | 5134 | 5649 | 6137 | 6547 |
| 117 | 18588 | 21897 | 23879 | 26242 | 28875 | 31368 | 33462 |
| 118 | 3687 | 3793 | 4135 | 4544 | 5000 | 5432 | 5795 |
| 119 | 4306 | 4470 | 4873 | 5355 | 5893 | 6402 | 6829 |
| 120 | 3444 | 3881 | 4231 | 4650 | 5116 | 5558 | 5929 |
| 121 | 4483 | 5288 | 5765 | 6336 | 6971 | 7573 | 8079 |
| 122 | 4494 | 5206 | 5675 | 6237 | 6863 | 7456 | 7954 |
| 123 | 6032 | 7201 | 7850 | 8628 | 9494 | 10313 | 11002 |
| 124 | 6342 | 6184 | 6746 | 7340 | 7979 | 8534 | 8890 |
| 125 | 2755 | 3367 | 3673 | 3996 | 4344 | 4646 | 4840 |

547 ZONE POPULATIONS

| ZONE | CENSUS | EST | -----BASED ON B.O.B. PROJECTIONS----- | | | | |
|------|--------|--------|---------------------------------------|--------|--------|--------|--------|
| | 1970 | 1975 | 1980 | 1985 | 1990 | 1995 | 2000 |
| 126 | 5112 | 6560 | 7158 | 7789 | 8467 | 9056 | 9432 |
| 127 | 4122 | 5100 | 5563 | 6054 | 6580 | 7038 | 7332 |
| 128 | 193317 | 174218 | 172073 | 173776 | 175230 | 175512 | 174174 |
| 129 | 11716 | 13524 | 13357 | 13489 | 13602 | 13623 | 13520 |
| 130 | 47274 | 50767 | 50140 | 50636 | 51060 | 51142 | 50752 |
| 131 | 38518 | 42761 | 42233 | 42650 | 43007 | 43077 | 42748 |
| 132 | 24361 | 26789 | 26458 | 26719 | 26943 | 26986 | 26781 |
| 133 | 32540 | 33762 | 33345 | 33674 | 33956 | 34011 | 33752 |
| 134 | 13519 | 16013 | 15815 | 15971 | 16105 | 16131 | 16008 |
| 135 | 5535 | 6759 | 6675 | 6741 | 6798 | 6808 | 6757 |
| 136 | 25589 | 24013 | 23716 | 23951 | 24151 | 24190 | 24006 |
| 137 | 9330 | 10863 | 10728 | 10834 | 10925 | 10943 | 10859 |
| 138 | 6468 | 7864 | 7766 | 7843 | 7909 | 7922 | 7861 |
| 139 | 13051 | 13163 | 13000 | 13129 | 13238 | 13260 | 13159 |
| 140 | 20035 | 24922 | 24614 | 24857 | 25065 | 25106 | 24914 |
| 141 | 3089 | 4188 | 4136 | 4177 | 4212 | 4218 | 4186 |
| 142 | 2071 | 2644 | 3036 | 3446 | 3825 | 4134 | 4380 |
| 143 | 5094 | 6826 | 7840 | 8898 | 9878 | 10677 | 11311 |
| 144 | 2539 | 2871 | 3297 | 3742 | 4153 | 4489 | 4756 |
| 145 | 3767 | 4429 | 5086 | 5772 | 6407 | 6926 | 7338 |
| 146 | 10967 | 10821 | 10721 | 10701 | 10733 | 10730 | 10571 |
| 147 | 3213 | 3293 | 3262 | 3255 | 3265 | 3265 | 3216 |
| 148 | 635 | 690 | 683 | 682 | 684 | 684 | 673 |
| 149 | 711 | 815 | 807 | 805 | 808 | 808 | 795 |
| 150 | 5150 | 5191 | 5142 | 5132 | 5147 | 5147 | 5069 |

547 ZONE POPULATIONS

| ZONE | CENSUS 1970 | EST 1975 | -----BASED ON B.O.B. PROJECTIONS----- | | | | |
|------|----------------|-------------|---------------------------------------|-------|-------|-------|-------|
| | | | 1980 | 1985 | 1990 | 1995 | 2000 |
| 151 | 20690 | 22836 | 25263 | 28437 | 31758 | 34908 | 37734 |
| 152 | 9384 | 11425 | 12638 | 14226 | 15888 | 17464 | 18877 |
| 153 | 5485 | 6234 | 6896 | 7762 | 8669 | 9529 | 10300 |
| 154 | 1158 | 1482 | 1639 | 1845 | 2060 | 2265 | 2448 |
| 155 | 2458 | 2898 | 3205 | 3608 | 4030 | 4429 | 4788 |
| 156 | 13891 | 14227 | 14307 | 14648 | 15011 | 15214 | 15240 |
| 157 | 9090 | 8794 | 8841 | 9053 | 9277 | 9402 | 9418 |
| 158 | 8197 | 8531 | 8577 | 8782 | 9000 | 9121 | 9136 |
| 159 | 5319 | 5454 | 5483 | 5614 | 5754 | 5831 | 5841 |
| 160 | 2749 | 2947 | 2963 | 3033 | 3109 | 3151 | 3156 |
| 161 | 7728 | 8112 | 8516 | 8827 | 9089 | 9335 | 9518 |
| 162 | 4304 | 4712 | 4944 | 5125 | 5277 | 5419 | 5526 |
| 163 | 3487 | 3618 | 3796 | 3935 | 4051 | 4161 | 4243 |
| 164 | 4514 | 4437 | 4656 | 4826 | 4969 | 5103 | 5204 |
| 165 | 4042 | 4709 | 4941 | 5121 | 5273 | 5416 | 5523 |
| 166 | 3838 | 4205 | 4412 | 4573 | 4709 | 4836 | 4932 |
| 167 | 4449 | 4810 | 5047 | 5231 | 5386 | 5532 | 5641 |
| 168 | 4809 | 5533 | 5806 | 6018 | 6196 | 6364 | 6489 |
| 169 | 10887 | 11880 | 12320 | 13036 | 13925 | 14759 | 15536 |
| 170 | 12167 | 12489 | 12955 | 13708 | 14642 | 15518 | 16336 |
| 171 | 2632 | 2970 | 3080 | 3259 | 3481 | 3689 | 3884 |
| 172 | 948 | 1041 | 1079 | 1142 | 1220 | 1293 | 1361 |
| 173 | 1655 | 1894 | 1964 | 2078 | 2220 | 2352 | 2477 |
| 174 | 769 | 2699 | 2799 | 2961 | 3163 | 3353 | 3529 |
| 175 | 3784 | 3987 | 4134 | 4375 | 4673 | 4953 | 5214 |

547 ZONE POPULATIONS

| ZONE | CENSUS | EST | -----BASED ON B.O.B. PROJECTIONS----- | | | | |
|-------|--------|--------|---------------------------------------|--------|--------|--------|--------|
| | 1970 | 1975 | 1980 | 1985 | 1990 | 1995 | 2000 |
| ----- | ----- | ----- | ----- | ----- | ----- | ----- | ----- |
| 176 | 2999 | 3278 | 3389 | 3558 | 3751 | 3912 | 4011 |
| 177 | 7040 | 7184 | 7433 | 7803 | 8226 | 8578 | 8793 |
| 178 | 4134 | 4364 | 4512 | 4737 | 4994 | 5208 | 5339 |
| 179 | 5584 | 5706 | 5900 | 6194 | 6530 | 6810 | 6981 |
| 180 | 3743 | 4424 | 4575 | 4802 | 5063 | 5280 | 5413 |
| 181 | 6857 | 6896 | 7131 | 7486 | 7892 | 8230 | 8438 |
| 182 | 3726 | 4027 | 4164 | 4371 | 4608 | 4806 | 4927 |
| 183 | 189021 | 187295 | 192557 | 200409 | 208291 | 214708 | 219206 |
| 184 | 23817 | 27435 | 28204 | 29355 | 30510 | 31449 | 32108 |
| 185 | 13795 | 15141 | 15565 | 16200 | 16838 | 17356 | 17720 |
| 186 | 9871 | 10486 | 10780 | 11219 | 11661 | 12020 | 12272 |
| 187 | 7580 | 8007 | 8231 | 8567 | 8904 | 9178 | 9371 |
| 188 | 3990 | 4311 | 4431 | 4612 | 4794 | 4941 | 5045 |
| 189 | 2373 | 2630 | 2703 | 2814 | 2924 | 3014 | 3078 |
| 190 | 3968 | 4570 | 4698 | 4889 | 5082 | 5238 | 5348 |
| 191 | 6624 | 7706 | 7922 | 8245 | 8569 | 8833 | 9018 |
| 192 | 6361 | 6326 | 6676 | 7056 | 7436 | 7791 | 8106 |
| 193 | 4964 | 4772 | 5036 | 5323 | 5609 | 5877 | 6114 |
| 194 | 4663 | 4998 | 5275 | 5575 | 5875 | 6155 | 6404 |
| 195 | 2565 | 2697 | 2846 | 3008 | 3170 | 3321 | 3456 |
| 196 | 4855 | 4778 | 5042 | 5329 | 5616 | 5884 | 6122 |
| 197 | 3688 | 3742 | 3949 | 4174 | 4398 | 4608 | 4795 |
| 198 | 4047 | 4216 | 4449 | 4702 | 4956 | 5192 | 5402 |
| 199 | 6398 | 6906 | 7288 | 7703 | 8118 | 8505 | 8849 |
| 200 | 8307 | 8916 | 9416 | 9950 | 10485 | 10985 | 11429 |

547 ZONE POPULATIONS

| ZONE | CENSUS | EST | -----BASED ON B.O.B. PROJECTIONS----- | | | | |
|------|--------|-------|---------------------------------------|-------|-------|-------|-------|
| | 1970 | 1975 | 1980 | 1985 | 1990 | 1995 | 2000 |
| 201 | 3379 | 3803 | 4230 | 4785 | 5265 | 5604 | 5922 |
| 202 | 5380 | 6200 | 6896 | 7802 | 8583 | 9136 | 9654 |
| 203 | 4388 | 5861 | 6519 | 7375 | 8114 | 8637 | 9126 |
| 204 | 11758 | 12354 | 13743 | 15548 | 17106 | 18207 | 19240 |
| 205 | 3664 | 4031 | 4132 | 4240 | 4356 | 4503 | 4647 |
| 206 | 4049 | 2761 | 2828 | 2902 | 2982 | 3082 | 3182 |
| 207 | 3499 | 3670 | 3760 | 3858 | 3964 | 4097 | 4230 |
| 208 | 764 | 913 | 935 | 959 | 986 | 1019 | 1052 |
| 209 | 1837 | 2970 | 3042 | 3122 | 3208 | 3315 | 3423 |
| 210 | 20504 | 22810 | 24380 | 26638 | 28886 | 30671 | 32140 |
| 211 | 5355 | 6172 | 6596 | 7207 | 7815 | 8298 | 8696 |
| 212 | 3512 | 3490 | 3729 | 4075 | 4419 | 4692 | 4917 |
| 213 | 5255 | 5924 | 6330 | 6917 | 7501 | 7964 | 8346 |
| 214 | 5885 | 6417 | 6857 | 7493 | 8125 | 8627 | 9041 |
| 215 | 4083 | 4486 | 4794 | 5238 | 5680 | 6031 | 6320 |
| 216 | 45484 | 43995 | 45379 | 46663 | 47841 | 48731 | 49270 |
| 217 | 21754 | 20436 | 21077 | 21672 | 22221 | 22633 | 22884 |
| 218 | 11783 | 13707 | 14137 | 14536 | 14904 | 15180 | 15349 |
| 219 | 19705 | 19745 | 20364 | 20939 | 21469 | 21867 | 22110 |
| 220 | 16923 | 17678 | 18232 | 18747 | 19222 | 19578 | 19795 |
| 221 | 7288 | 8013 | 8264 | 8497 | 8712 | 8874 | 8972 |
| 222 | 6363 | 7331 | 7561 | 7774 | 7971 | 8119 | 8209 |
| 223 | 4881 | 5305 | 5471 | 5625 | 5768 | 5875 | 5940 |
| 224 | 3711 | 4352 | 4488 | 4615 | 4732 | 4819 | 4873 |
| 225 | 5382 | 5980 | 6167 | 6341 | 6502 | 6622 | 6696 |

547 ZONE POPULATIONS

| ZONE | CENSUS 1970 | EST 1975 | -----BASED ON B.O.B. PROJECTIONS----- | | | | |
|------|----------------|-------------|---------------------------------------|--------|--------|--------|--------|
| | | | 1980 | 1985 | 1990 | 1995 | 2000 |
| 226 | 109883 | 101966 | 103564 | 106881 | 111123 | 114754 | 117541 |
| 227 | 33590 | 38641 | 39244 | 40502 | 42110 | 43485 | 44541 |
| 228 | 10465 | 8752 | 8888 | 9173 | 9537 | 9849 | 10088 |
| 229 | 4042 | 3245 | 3295 | 3401 | 3536 | 3651 | 3740 |
| 230 | 15884 | 16476 | 16733 | 17269 | 17955 | 18541 | 18992 |
| 231 | 8650 | 11717 | 11900 | 12281 | 12768 | 13186 | 13506 |
| 232 | 3964 | 4282 | 4348 | 4488 | 4666 | 4818 | 4935 |
| 233 | 15072 | 16287 | 16541 | 17071 | 17749 | 18329 | 18774 |
| 234 | 3945 | 8231 | 8530 | 10233 | 12190 | 14248 | 16396 |
| 235 | 1327 | 2106 | 2182 | 2617 | 3118 | 3645 | 4195 |
| 236 | 210214 | 200695 | 206902 | 214926 | 222545 | 228602 | 233121 |
| 237 | 9722 | 12281 | 12660 | 13151 | 13617 | 13988 | 14264 |
| 238 | 28337 | 31884 | 32868 | 34144 | 35354 | 36316 | 37034 |
| 239 | 14629 | 15306 | 15778 | 16390 | 16971 | 17433 | 17778 |
| 240 | 5271 | 6147 | 6336 | 6582 | 6816 | 7001 | 7139 |
| 241 | 16287 | 18173 | 18734 | 19461 | 20150 | 20699 | 21108 |
| 242 | 6823 | 6863 | 7075 | 7349 | 7609 | 7817 | 7971 |
| 243 | 5510 | 5998 | 6183 | 6423 | 6650 | 6831 | 6966 |
| 244 | 6628 | 8121 | 8371 | 8696 | 9004 | 9250 | 9432 |
| 245 | 8497 | 10229 | 10544 | 10954 | 11342 | 11651 | 11881 |
| 246 | 11492 | 13127 | 13532 | 14057 | 14555 | 14951 | 15247 |
| 247 | 20310 | 25113 | 25888 | 26893 | 27846 | 28604 | 29169 |
| 248 | 67324 | 69664 | 71816 | 74602 | 77245 | 79348 | 80916 |
| 249 | 2264 | 2173 | 2311 | 2437 | 2571 | 2719 | 2878 |
| 250 | 3879 | 4611 | 5142 | 6097 | 7513 | 8948 | 10072 |

547 ZONE POPULATIONS

| ZONE | CENSUS | EST | -----BASED ON B.O.B. PROJECTIONS----- | | | | |
|------|--------|-------|---------------------------------------|-------|-------|-------|-------|
| | 1970 | 1975 | 1980 | 1985 | 1990 | 1995 | 2000 |
| ---- | ---- | ---- | ---- | ---- | ---- | ---- | ---- |
| 251 | 1782 | 2223 | 2478 | 2938 | 3621 | 4313 | 4855 |
| 252 | 6270 | 5761 | 6492 | 7273 | 8098 | 8878 | 9548 |
| 253 | 5622 | 6462 | 7283 | 8158 | 9084 | 9959 | 10709 |
| 254 | 5206 | 5822 | 6561 | 7350 | 8184 | 8972 | 9649 |
| 255 | 7398 | 9306 | 10488 | 11748 | 13082 | 14342 | 15423 |
| 256 | 9650 | 12611 | 14216 | 15924 | 17732 | 19440 | 20903 |
| 257 | 8729 | 10949 | 12340 | 13823 | 15392 | 16874 | 18146 |
| 258 | 9442 | 10699 | 12058 | 13507 | 15040 | 16489 | 17732 |
| 259 | 3849 | 4449 | 4894 | 5441 | 6004 | 6508 | 6894 |
| 260 | 2596 | 3095 | 3404 | 3785 | 4177 | 4527 | 4796 |
| 261 | 4427 | 4983 | 5483 | 6095 | 6727 | 7292 | 7724 |
| 262 | 20382 | 20860 | 21650 | 22510 | 23012 | 23224 | 23246 |
| 263 | 5493 | 6270 | 6506 | 6764 | 6915 | 6979 | 6985 |
| 264 | 10374 | 10736 | 11140 | 11583 | 11841 | 11950 | 11961 |
| 265 | 3977 | 4580 | 4752 | 4941 | 5051 | 5098 | 5102 |
| 266 | 18102 | 19953 | 20705 | 21527 | 22008 | 22210 | 22230 |
| 267 | 5106 | 5274 | 5472 | 5690 | 5817 | 5870 | 5875 |
| 268 | 7541 | 7667 | 7956 | 8272 | 8456 | 8534 | 8542 |
| 269 | 5218 | 5457 | 5662 | 5887 | 6019 | 6074 | 6079 |
| 270 | 5416 | 5868 | 6089 | 6331 | 6472 | 6531 | 6537 |
| 271 | 10318 | 14084 | 18007 | 22556 | 27328 | 32019 | 36453 |
| 272 | 6987 | 8125 | 10388 | 13012 | 15765 | 18471 | 21029 |
| 273 | 10297 | 13731 | 17556 | 21991 | 26643 | 31216 | 35540 |
| 274 | 13079 | 16976 | 21705 | 27188 | 32940 | 38593 | 43939 |
| 275 | 13139 | 17854 | 22831 | 28597 | 34647 | 40593 | 46214 |

547 ZONE POPULATIONS

| ZONE | CENSUS | EST | -----BASED ON B.O.B. PROJECTIONS----- | | | | |
|------|--------|--------|---------------------------------------|--------|--------|--------|--------|
| | 1970 | 1975 | 1980 | 1985 | 1990 | 1995 | 2000 |
| ---- | ---- | ---- | ---- | ---- | ---- | ---- | ---- |
| 276 | 5147 | 7089 | 9064 | 11353 | 13755 | 16116 | 18348 |
| 277 | 3575 | 4035 | 4325 | 4808 | 5232 | 5416 | 5615 |
| 278 | 908 | 1015 | 1087 | 1209 | 1316 | 1361 | 1412 |
| 279 | 2306 | 2065 | 2212 | 2460 | 2677 | 2770 | 2873 |
| 280 | 3437 | 3619 | 3758 | 3945 | 4125 | 4281 | 4416 |
| 281 | 2793 | 3214 | 3335 | 3502 | 3662 | 3801 | 3920 |
| 282 | 1490 | 1515 | 1572 | 1651 | 1726 | 1791 | 1848 |
| 283 | 1940 | 2366 | 2455 | 2578 | 2695 | 2798 | 2886 |
| 284 | 88096 | 104187 | 108849 | 114494 | 119754 | 123164 | 124149 |
| 285 | 206545 | 200723 | 209710 | 220584 | 230718 | 237286 | 239188 |
| 286 | 189639 | 182425 | 190589 | 200472 | 209682 | 215652 | 217378 |
| 287 | 94336 | 121858 | 127311 | 133913 | 140065 | 144053 | 145206 |
| 288 | 18755 | 26469 | 27653 | 29087 | 30423 | 31290 | 31540 |
| 289 | 14559 | 18547 | 19377 | 20381 | 21318 | 21925 | 22100 |
| 290 | 13379 | 15604 | 16302 | 17147 | 17935 | 18446 | 18593 |
| 291 | 13422 | 14050 | 14707 | 15573 | 16462 | 17181 | 17650 |
| 292 | 1305 | 1675 | 1753 | 1856 | 1962 | 2048 | 2104 |
| 293 | 1717 | 2016 | 2110 | 2234 | 2361 | 2465 | 2532 |
| 294 | 3650 | 4025 | 4212 | 4460 | 4715 | 4921 | 5056 |
| 295 | 21967 | 23078 | 24032 | 25769 | 27636 | 29269 | 30672 |
| 296 | 9327 | 10185 | 10605 | 11371 | 12195 | 12916 | 13534 |
| 297 | 4379 | 4825 | 5024 | 5387 | 5777 | 6118 | 6411 |
| 298 | 8844 | 9864 | 10270 | 11013 | 11811 | 12508 | 13108 |
| 299 | 13493 | 13842 | 14413 | 15454 | 16574 | 17553 | 18394 |
| 300 | 3463 | 4151 | 4322 | 4634 | 4970 | 5264 | 5516 |

547 ZONE POPULATIONS

| ZONE | CENSUS | EST | -----BASED ON B.O.B. PROJECTIONS----- | | | | |
|------|--------|-------|---------------------------------------|-------|-------|-------|-------|
| | 1970 | 1975 | 1980 | 1985 | 1990 | 1995 | 2000 |
| 301 | 3213 | 3522 | 3667 | 3932 | 4217 | 4466 | 4680 |
| 302 | 9021 | 9545 | 10049 | 10876 | 11941 | 12842 | 13501 |
| 303 | 3609 | 4107 | 4323 | 4679 | 5137 | 5524 | 5808 |
| 304 | 5150 | 5735 | 6037 | 6533 | 7173 | 7714 | 8110 |
| 305 | 4832 | 5130 | 5400 | 5844 | 6416 | 6900 | 7255 |
| 306 | 11995 | 14868 | 16590 | 19188 | 21778 | 23815 | 25513 |
| 307 | 5238 | 6177 | 6891 | 7970 | 9046 | 9893 | 10598 |
| 308 | 3231 | 3891 | 4341 | 5020 | 5698 | 6231 | 6676 |
| 309 | 3756 | 4459 | 4975 | 5753 | 6530 | 7141 | 7650 |
| 310 | 3772 | 4626 | 5161 | 5969 | 6775 | 7408 | 7937 |
| 311 | 10748 | 10372 | 10844 | 11398 | 11971 | 12478 | 12834 |
| 312 | 3873 | 4071 | 4255 | 4473 | 4697 | 4896 | 5037 |
| 313 | 6950 | 7912 | 8270 | 8693 | 9129 | 9516 | 9789 |
| 314 | 3016 | 3208 | 3353 | 3524 | 3701 | 3858 | 3969 |
| 315 | 34921 | 37139 | 39285 | 41122 | 42787 | 44236 | 45193 |
| 316 | 5361 | 5202 | 5502 | 5759 | 5992 | 6195 | 6329 |
| 317 | 10027 | 10164 | 10750 | 11253 | 11709 | 12105 | 12367 |
| 318 | 5876 | 6119 | 6472 | 6774 | 7049 | 7287 | 7445 |
| 319 | 7584 | 8923 | 9438 | 9879 | 10279 | 10627 | 10857 |
| 320 | 3662 | 4616 | 5391 | 6094 | 6734 | 7239 | 7643 |
| 321 | 1353 | 1653 | 1930 | 2181 | 2411 | 2591 | 2736 |
| 322 | 2111 | 2498 | 2916 | 3296 | 3643 | 3916 | 4135 |
| 323 | 23894 | 24612 | 26749 | 29546 | 32506 | 35382 | 37971 |
| 324 | 20875 | 23097 | 25103 | 27727 | 30506 | 33204 | 35634 |
| 325 | 5510 | 5901 | 6413 | 7084 | 7793 | 8483 | 9104 |

547 ZONE POPULATIONS

| ZONE | CENSUS | EST | -----BASED ON B.O.B. PROJECTIONS----- | | | | |
|-------|--------|-------|---------------------------------------|-------|-------|-------|-------|
| | 1970 | 1975 | 1980 | 1985 | 1990 | 1995 | 2000 |
| ----- | ----- | ----- | ----- | ----- | ----- | ----- | ----- |
| 326 | 4911 | 5148 | 5595 | 6180 | 6799 | 7400 | 7942 |
| 327 | 5869 | 6041 | 6565 | 7252 | 7978 | 8684 | 9320 |
| 328 | 6980 | 7310 | 7944 | 8775 | 9654 | 10508 | 11278 |
| 329 | 24036 | 25521 | 27744 | 30643 | 33714 | 36696 | 39377 |
| 330 | 7221 | 8399 | 9128 | 10082 | 11093 | 12074 | 12958 |
| 331 | 4151 | 4357 | 4735 | 5230 | 5754 | 6263 | 6722 |
| 332 | 5170 | 5687 | 6180 | 6827 | 7511 | 8175 | 8774 |
| 333 | 5803 | 6546 | 7114 | 7858 | 8645 | 9410 | 10099 |
| 334 | 4059 | 4475 | 4863 | 5372 | 5910 | 6433 | 6904 |
| 335 | 7493 | 8019 | 8639 | 9324 | 10075 | 10846 | 11581 |
| 336 | 8106 | 7583 | 8169 | 8817 | 9528 | 10256 | 10951 |
| 337 | 6490 | 7066 | 7612 | 8216 | 8878 | 9557 | 10204 |
| 338 | 6513 | 8661 | 9333 | 10073 | 10885 | 11716 | 12512 |
| 339 | 5406 | 6501 | 7003 | 7559 | 8168 | 8793 | 9388 |
| 340 | 5652 | 6305 | 6792 | 7331 | 7922 | 8528 | 9105 |
| 341 | 5247 | 6990 | 8019 | 9240 | 10511 | 11676 | 12543 |
| 342 | 66178 | 64297 | 64515 | 64627 | 64340 | 63373 | 61735 |
| 343 | 5440 | 5723 | 5742 | 5751 | 5726 | 5640 | 5494 |
| 344 | 13754 | 13526 | 13571 | 13594 | 13534 | 13331 | 12986 |
| 345 | 26447 | 25033 | 25116 | 25159 | 25048 | 24672 | 24033 |
| 346 | 2214 | 2771 | 2780 | 2784 | 2772 | 2731 | 2660 |
| 347 | 3367 | 3675 | 3687 | 3693 | 3677 | 3622 | 3528 |
| 348 | 6828 | 7794 | 7819 | 7833 | 7798 | 7681 | 7482 |
| 349 | 6690 | 6657 | 6679 | 6690 | 6661 | 6561 | 6391 |
| 350 | 11840 | 12869 | 12911 | 12934 | 12876 | 12683 | 12355 |

547 ZONE POPULATIONS

| ZONE | CENSUS | EST | -----BASED ON B.O.B. PROJECTIONS----- | | | | |
|------|--------|--------|---------------------------------------|--------|--------|--------|--------|
| | 1970 | 1975 | 1980 | 1985 | 1990 | 1995 | 2000 |
| 351 | 14668 | 14626 | 14674 | 14699 | 14634 | 14415 | 14042 |
| 352 | 3465 | 4064 | 4444 | 4891 | 5334 | 5702 | 5972 |
| 353 | 3753 | 4221 | 4616 | 5080 | 5540 | 5922 | 6203 |
| 354 | 5380 | 5958 | 6515 | 7171 | 7820 | 8359 | 8756 |
| 355 | 5257 | 5112 | 5590 | 6152 | 6709 | 7172 | 7512 |
| 356 | 5031 | 6026 | 6593 | 7256 | 7912 | 8458 | 8858 |
| 357 | 5106 | 5863 | 6412 | 7056 | 7695 | 8226 | 8616 |
| 358 | 85279 | 76028 | 79131 | 82370 | 85370 | 87703 | 88935 |
| 359 | 88235 | 96964 | 100922 | 105053 | 108879 | 111854 | 113425 |
| 360 | 274580 | 254484 | 264881 | 275722 | 285767 | 293572 | 297695 |
| 361 | 72630 | 67599 | 70358 | 73238 | 75905 | 77980 | 79075 |
| 362 | 62270 | 65225 | 67887 | 70666 | 73240 | 75241 | 76298 |
| 363 | 19392 | 31055 | 32322 | 33645 | 34871 | 35824 | 36327 |
| 364 | 24626 | 31082 | 32350 | 33675 | 34901 | 35855 | 36358 |
| 365 | 29939 | 42279 | 44004 | 45806 | 47474 | 48771 | 49456 |
| 366 | 35361 | 42092 | 43810 | 45603 | 47264 | 48556 | 49237 |
| 367 | 39419 | 55169 | 57421 | 59771 | 61948 | 63641 | 64534 |
| 368 | 31567 | 39580 | 41195 | 42881 | 44443 | 45658 | 46299 |
| 369 | 13219 | 15101 | 15717 | 16360 | 16956 | 17420 | 17664 |
| 370 | 61137 | 59888 | 62332 | 64884 | 67247 | 69085 | 70055 |
| 371 | 9898 | 12051 | 12542 | 13056 | 13531 | 13901 | 14096 |
| 372 | 6958 | 9365 | 9747 | 10146 | 10515 | 10803 | 10954 |
| 373 | 20160 | 27486 | 28608 | 29779 | 30863 | 31707 | 32152 |
| 374 | 21903 | 25826 | 26880 | 27980 | 28999 | 29792 | 30210 |
| 375 | 11298 | 15351 | 15977 | 16631 | 17237 | 17708 | 17957 |

547 ZONE POPULATIONS

| ZONE | CENSUS | EST | -----BASED ON B.O.B. PROJECTIONS----- | | | | |
|------|--------|-------|---------------------------------------|-------|-------|-------|-------|
| | 1970 | 1975 | 1980 | 1985 | 1990 | 1995 | 2000 |
| 376 | 4725 | 5308 | 5973 | 6607 | 7271 | 7870 | 8304 |
| 377 | 6606 | 7289 | 8204 | 9074 | 9986 | 10808 | 11405 |
| 378 | 4628 | 5617 | 6321 | 6991 | 7694 | 8328 | 8787 |
| 379 | 2025 | 2449 | 2755 | 3048 | 3354 | 3631 | 3831 |
| 380 | 5345 | 6498 | 7567 | 8648 | 9596 | 10389 | 11095 |
| 381 | 3386 | 4136 | 4816 | 5503 | 6107 | 6611 | 7060 |
| 382 | 3172 | 4161 | 4845 | 5537 | 6144 | 6651 | 7103 |
| 383 | 3751 | 3789 | 4188 | 4586 | 4938 | 5249 | 5505 |
| 384 | 1677 | 1752 | 1935 | 2119 | 2282 | 2426 | 2544 |
| 385 | 2625 | 2751 | 3039 | 3328 | 3583 | 3809 | 3996 |
| 386 | 2495 | 3065 | 3386 | 3708 | 3992 | 4244 | 4452 |
| 387 | 4419 | 4918 | 5359 | 5953 | 6517 | 6862 | 7048 |
| 388 | 3951 | 4513 | 4915 | 5461 | 5979 | 6295 | 6466 |
| 389 | 3086 | 3428 | 3733 | 4148 | 4541 | 4781 | 4912 |
| 390 | 3382 | 4479 | 4878 | 5420 | 5934 | 6248 | 6418 |
| 391 | 4726 | 6152 | 6987 | 7940 | 8874 | 9490 | 9804 |
| 392 | 3012 | 3288 | 3864 | 4726 | 5651 | 6509 | 7198 |
| 393 | 4088 | 5739 | 6746 | 8249 | 9864 | 11362 | 12565 |
| 394 | 3322 | 4429 | 5205 | 6366 | 7612 | 8767 | 9696 |
| 395 | 22991 | 24603 | 27081 | 29796 | 32442 | 34848 | 36780 |
| 396 | 9652 | 9859 | 10852 | 11939 | 13000 | 13964 | 14738 |
| 397 | 6952 | 7395 | 8139 | 8955 | 9751 | 10474 | 11055 |
| 398 | 24064 | 28633 | 31521 | 34680 | 37760 | 40560 | 42808 |
| 399 | 22053 | 22656 | 24938 | 27438 | 29874 | 32090 | 33869 |
| 400 | 10690 | 10973 | 12078 | 13289 | 14469 | 15542 | 16403 |

547 ZONE POPULATIONS

| ZONE | CENSUS | EST | -----BASED ON B.O.B. PROJECTIONS----- | | | | |
|------|--------|-------|---------------------------------------|-------|-------|-------|-------|
| | 1970 | 1975 | 1980 | 1985 | 1990 | 1995 | 2000 |
| 401 | 6481 | 8111 | 8928 | 9823 | 10695 | 11488 | 12125 |
| 402 | 17630 | 20344 | 22393 | 24638 | 26826 | 28815 | 30413 |
| 403 | 7668 | 7982 | 8786 | 9666 | 10525 | 11305 | 11932 |
| 404 | 6846 | 7107 | 7542 | 8115 | 8655 | 9175 | 9576 |
| 405 | 3351 | 4238 | 4496 | 4838 | 5160 | 5470 | 5709 |
| 406 | 2639 | 2655 | 2817 | 3031 | 3233 | 3427 | 3577 |
| 407 | 6620 | 9603 | 11017 | 12436 | 13986 | 15450 | 16768 |
| 408 | 3272 | 4886 | 5605 | 6326 | 7115 | 7860 | 8531 |
| 409 | 91849 | 86201 | 87368 | 88629 | 89714 | 90537 | 90768 |
| 410 | 4031 | 5077 | 5145 | 5219 | 5283 | 5332 | 5345 |
| 411 | 38186 | 44435 | 45034 | 45682 | 46242 | 46667 | 46786 |
| 412 | 15868 | 13762 | 13947 | 14148 | 14321 | 14453 | 14490 |
| 413 | 8585 | 10924 | 11071 | 11230 | 11368 | 11472 | 11502 |
| 414 | 4799 | 5508 | 5582 | 5662 | 5732 | 5784 | 5799 |
| 415 | 12896 | 12107 | 12270 | 12446 | 12599 | 12715 | 12747 |
| 416 | 7716 | 8632 | 8748 | 8874 | 8983 | 9065 | 9088 |
| 417 | 7789 | 9228 | 9352 | 9487 | 9603 | 9691 | 9716 |
| 418 | 4854 | 5458 | 5531 | 5611 | 5680 | 5732 | 5746 |
| 419 | 1865 | 1985 | 2011 | 2040 | 2065 | 2084 | 2090 |
| 420 | 7833 | 8717 | 8834 | 8961 | 9071 | 9154 | 9178 |
| 421 | 5658 | 5499 | 5573 | 5653 | 5722 | 5775 | 5790 |
| 422 | 7814 | 9149 | 9272 | 9405 | 9521 | 9608 | 9633 |
| 423 | 6588 | 7350 | 8021 | 8761 | 9481 | 10144 | 10694 |
| 424 | 4629 | 2773 | 3026 | 3305 | 3577 | 3827 | 4034 |
| 425 | 6624 | 7692 | 8397 | 9173 | 9926 | 10620 | 11196 |

547 ZONE POPULATIONS

| ZONE | CENSUS | EST | -----BASED ON B.O.B. PROJECTIONS----- | | | | |
|------|--------|-------|---------------------------------------|-------|-------|-------|-------|
| | 1970 | 1975 | 1980 | 1985 | 1990 | 1995 | 2000 |
| 426 | 4966 | 5342 | 5829 | 6368 | 6891 | 7373 | 7772 |
| 427 | 3805 | 3891 | 4246 | 4638 | 5019 | 5370 | 5661 |
| 428 | 4319 | 4819 | 5259 | 5744 | 6216 | 6651 | 7011 |
| 429 | 3958 | 7114 | 7763 | 8480 | 9177 | 9819 | 10351 |
| 430 | 4324 | 4163 | 4365 | 4626 | 4868 | 5115 | 5310 |
| 431 | 1601 | 1848 | 1937 | 2053 | 2160 | 2269 | 2357 |
| 432 | 2301 | 2648 | 2775 | 2941 | 3096 | 3252 | 3377 |
| 433 | 17179 | 17903 | 19126 | 20428 | 21808 | 23052 | 23956 |
| 434 | 4186 | 4951 | 5287 | 5647 | 6030 | 6374 | 6624 |
| 435 | 10227 | 12339 | 13178 | 14075 | 15028 | 15886 | 16509 |
| 436 | 7121 | 7493 | 8002 | 8547 | 9126 | 9647 | 10025 |
| 437 | 6328 | 6460 | 6899 | 7369 | 7868 | 8317 | 8643 |
| 438 | 4648 | 5300 | 5660 | 6045 | 6455 | 6823 | 7091 |
| 439 | 2822 | 2778 | 2966 | 3168 | 3383 | 3576 | 3716 |
| 440 | 3826 | 4202 | 4487 | 4793 | 5117 | 5410 | 5622 |
| 441 | 6738 | 7792 | 8322 | 8888 | 9490 | 10032 | 10425 |
| 442 | 56114 | 57428 | 62068 | 68546 | 75393 | 81946 | 87702 |
| 443 | 15587 | 17258 | 18650 | 20598 | 22655 | 24624 | 26354 |
| 444 | 16817 | 18845 | 20365 | 22492 | 24738 | 26889 | 28777 |
| 445 | 6152 | 6428 | 6946 | 7672 | 8438 | 9171 | 9816 |
| 446 | 5028 | 5720 | 6181 | 6827 | 7508 | 8161 | 8734 |
| 447 | 5849 | 7523 | 8130 | 8979 | 9875 | 10734 | 11488 |
| 448 | 3392 | 3969 | 4289 | 4737 | 5210 | 5663 | 6061 |
| 449 | 4800 | 5870 | 6343 | 7006 | 7705 | 8375 | 8963 |
| 450 | 3220 | 4097 | 4427 | 4889 | 5378 | 5845 | 6256 |

547 ZONE POPULATIONS

| ZONE | CENSUS 1970 | EST 1975 | -----BASED ON B.O.B. PROJECTIONS----- | | | | |
|------|----------------|-------------|---------------------------------------|-------|-------|-------|-------|
| | | | 1980 | 1985 | 1990 | 1995 | 2000 |
| 451 | 3216 | 3611 | 3902 | 4309 | 4740 | 5152 | 5514 |
| 452 | 10744 | 10895 | 11649 | 12505 | 13355 | 14205 | 15024 |
| 453 | 5001 | 5602 | 5988 | 6427 | 6864 | 7302 | 7723 |
| 454 | 6322 | 7031 | 7516 | 8066 | 8615 | 9165 | 9693 |
| 455 | 7027 | 8379 | 8957 | 9613 | 10267 | 10922 | 11552 |
| 456 | 3000 | 3448 | 3685 | 3955 | 4225 | 4494 | 4753 |
| 457 | 4283 | 4714 | 5039 | 5408 | 5776 | 6144 | 6499 |
| 458 | 3660 | 3962 | 4235 | 4545 | 4855 | 5164 | 5462 |
| 459 | 7355 | 6834 | 7305 | 7840 | 8374 | 8908 | 9421 |
| 460 | 3701 | 4415 | 4735 | 5194 | 5716 | 6216 | 6654 |
| 461 | 4345 | 4647 | 4984 | 5466 | 6016 | 6543 | 7003 |
| 462 | 6031 | 7878 | 8453 | 9275 | 10204 | 11099 | 11879 |
| 463 | 4696 | 4232 | 4539 | 4978 | 5479 | 5958 | 6378 |
| 464 | 4438 | 4798 | 5146 | 5644 | 6212 | 6755 | 7231 |
| 465 | 4653 | 5100 | 5470 | 5999 | 6603 | 7180 | 7686 |
| 466 | 4417 | 4872 | 5225 | 5731 | 6307 | 6859 | 7343 |
| 467 | 2897 | 3088 | 3312 | 3632 | 3998 | 4347 | 4654 |
| 468 | 6232 | 7166 | 7686 | 8430 | 9277 | 10089 | 10800 |
| 469 | 2802 | 3213 | 3446 | 3779 | 4159 | 4523 | 4842 |
| 470 | 4391 | 4367 | 4683 | 5137 | 5654 | 6148 | 6581 |
| 471 | 6471 | 6108 | 6622 | 7220 | 7844 | 8433 | 8965 |
| 472 | 9966 | 12037 | 13054 | 14234 | 15464 | 16623 | 17672 |
| 473 | 9529 | 9643 | 10455 | 11399 | 12384 | 13314 | 14154 |
| 474 | 7196 | 8562 | 9283 | 10121 | 10996 | 11822 | 12567 |
| 475 | 4625 | 5487 | 5949 | 6486 | 7047 | 7576 | 8054 |

547 ZONE POPULATIONS

| ZONE | CENSUS | EST | -----BASED ON B.O.B. PROJECTIONS----- | | | | |
|------|--------|--------|---------------------------------------|--------|--------|--------|--------|
| | 1970 | 1975 | 1980 | 1985 | 1990 | 1995 | 2000 |
| 476 | 6075 | 6101 | 6615 | 7212 | 7835 | 8424 | 8955 |
| 477 | 3401 | 3712 | 4024 | 4388 | 4767 | 5125 | 5448 |
| 478 | 8910 | 10084 | 10933 | 11920 | 12951 | 13923 | 14801 |
| 479 | 99797 | 103539 | 114321 | 128666 | 142909 | 155743 | 166786 |
| 480 | 3589 | 3623 | 3999 | 4501 | 5000 | 5449 | 5835 |
| 481 | 8185 | 10448 | 11535 | 12982 | 14420 | 15715 | 16829 |
| 482 | 9211 | 9426 | 10406 | 11712 | 13009 | 14178 | 15183 |
| 483 | 29538 | 26745 | 29527 | 33233 | 36913 | 40228 | 43080 |
| 484 | 33194 | 35756 | 39476 | 44430 | 49350 | 53782 | 57595 |
| 485 | 5562 | 6340 | 6999 | 7878 | 8750 | 9536 | 10212 |
| 486 | 13834 | 12382 | 13670 | 15385 | 17089 | 18624 | 19944 |
| 487 | 7667 | 9351 | 10324 | 11619 | 12906 | 14065 | 15062 |
| 488 | 3302 | 3722 | 4109 | 4624 | 5137 | 5598 | 5995 |
| 489 | 2856 | 3179 | 3509 | 3950 | 4387 | 4781 | 5120 |
| 490 | 6781 | 7438 | 8211 | 9242 | 10265 | 11187 | 11981 |
| 491 | 3611 | 4331 | 4781 | 5381 | 5977 | 6514 | 6976 |
| 492 | 6976 | 8444 | 9322 | 10492 | 11654 | 12701 | 13601 |
| 493 | 487934 | 429246 | 416218 | 405738 | 395301 | 384532 | 372137 |
| 494 | 203566 | 178225 | 172816 | 168464 | 164131 | 159659 | 154513 |
| 495 | 604059 | 533444 | 517259 | 504236 | 491265 | 477880 | 462478 |
| 496 | 482178 | 424744 | 411853 | 401482 | 391155 | 380499 | 368234 |
| 497 | 216025 | 205471 | 199235 | 194218 | 189222 | 184067 | 178134 |
| 498 | 70020 | 76626 | 74300 | 72429 | 70566 | 68644 | 66431 |
| 499 | 73727 | 93894 | 91044 | 88751 | 86468 | 84113 | 81402 |
| 500 | 46538 | 58966 | 57176 | 55736 | 54302 | 52823 | 51121 |

547 ZONE POPULATIONS

| ZONE | CENSUS | EST | -----BASED ON B.O.B. PROJECTIONS----- | | | | |
|------|--------|--------|---------------------------------------|--------|--------|--------|--------|
| | 1970 | 1975 | 1980 | 1985 | 1990 | 1995 | 2000 |
| 501 | 179990 | 202852 | 196695 | 191742 | 186810 | 181721 | 175864 |
| 502 | 151916 | 161638 | 156732 | 152785 | 148855 | 144800 | 140133 |
| 503 | 78894 | 85322 | 82732 | 80649 | 78574 | 76434 | 73970 |
| 504 | 71901 | 67298 | 65255 | 63612 | 61976 | 60287 | 58344 |
| 505 | 9990 | 11202 | 12279 | 13568 | 14908 | 16245 | 17534 |
| 506 | 5128 | 5143 | 5636 | 6228 | 6844 | 7458 | 8049 |
| 507 | 1937 | 2460 | 2696 | 2979 | 3273 | 3567 | 3850 |
| 508 | 2662 | 3148 | 3450 | 3812 | 4189 | 4565 | 4926 |