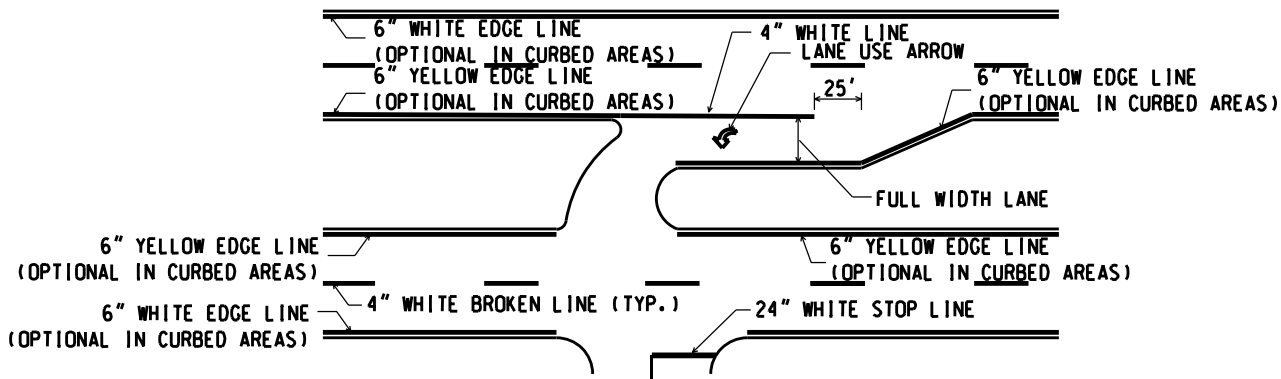


## MEDIAN CROSS-OVER

### NOTES:

1. For "AUTHORIZED VEHICLES ONLY" crossovers, continue 6 inch yellow edgeline completely through crossover.



## DIRECTIONAL CROSS-OVER

### NOTES:

1. Install arrow(s) as shown in PAVE-900 and PAVE-935. Omit arrow(s) if the lane is not full width in advance of the island or the channelizing marking is less than 75 ft in length.



PREPARED BY  
TSMD DIVISION

DRAWN BY: LME

CHECKED BY: JGM

DEPARTMENT DIRECTOR  
Paul C. Ajegba

APPROVED BY: Gregg Brunner, P.E. Gregg Brunner  
Nov 2 2020 12:10 PM

DIRECTOR, BUREAU OF FIELD SERVICES

APPROVED BY: Bradley C. Wiefelich Bradley C. Wiefelich  
Nov 5 2020 5:53 AM

DIRECTOR, BUREAU OF DEVELOPMENT

MICHIGAN DEPARTMENT OF TRANSPORTATION  
BUREAU OF DEVELOPMENT STANDARD PLAN FOR

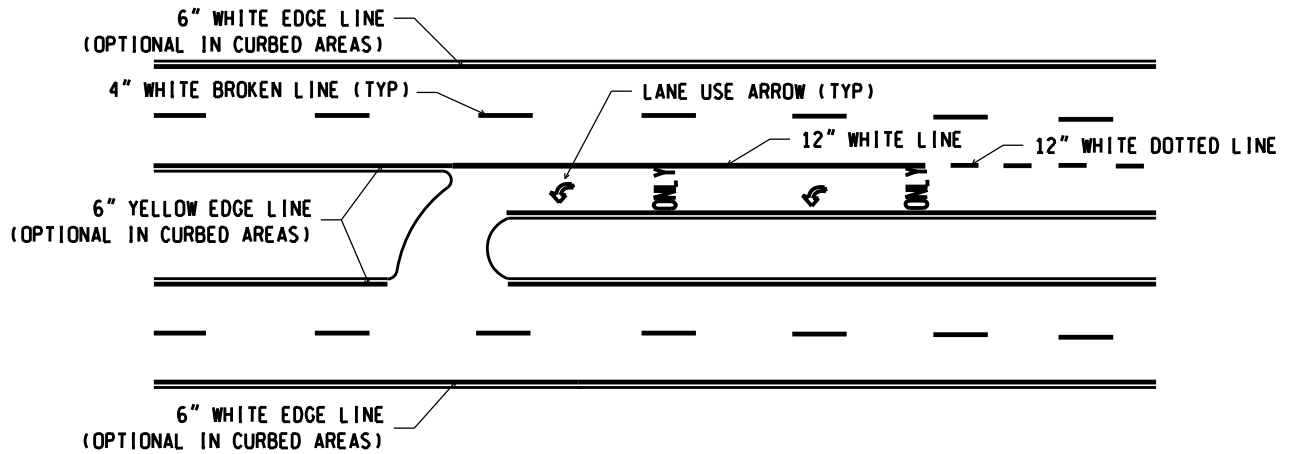
## CROSS-OVER PAVEMENT MARKINGS

09/21/20  
F.H.W.A. APPROVAL

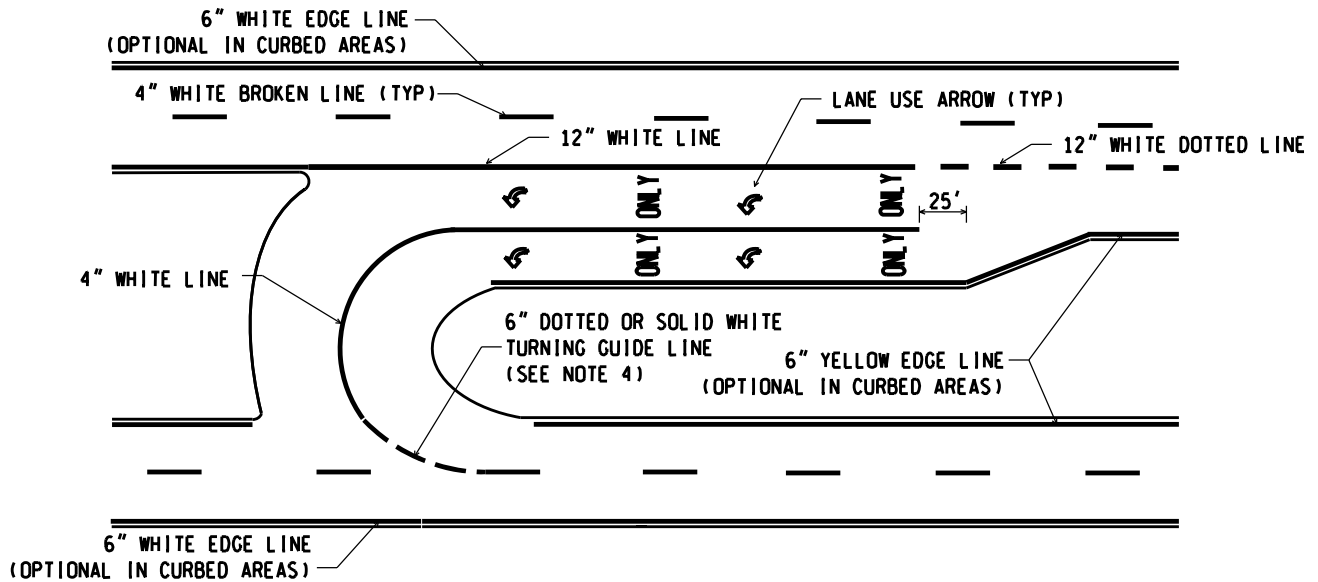
06/16/20  
PLAN DATE

PAVE-985-E

SHEET  
1 OF 3



## DIRECTIONAL CROSS-OVER WITH LANE DROP



## DIRECTIONAL CROSS-OVER WITH DUAL LANES

### NOTES:

1. See PAVE-900 and PAVE-935 for location of special markings.
2. "ONLY" legends are not required when all crossover lanes are developed. If at least one crossover lane is a drop lane, then "ONLY" legends are required in addition to the arrows.
3. Include a dotted turning guideline for all double turn movements.
4. Evaluate road conditions when more than two receiving lanes are present to determine which lane the turning guide line should lead to (radius considerations, lanes dropping, etc.).

NOT TO SCALE

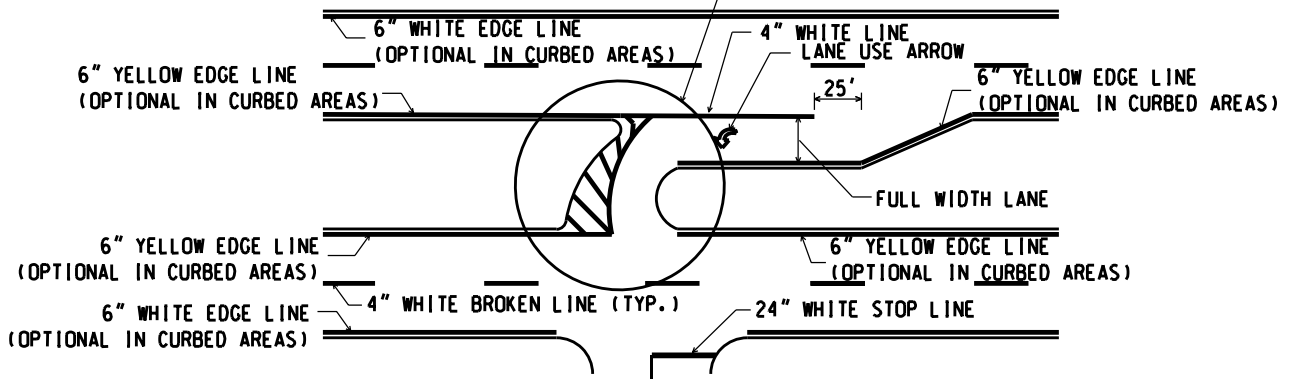
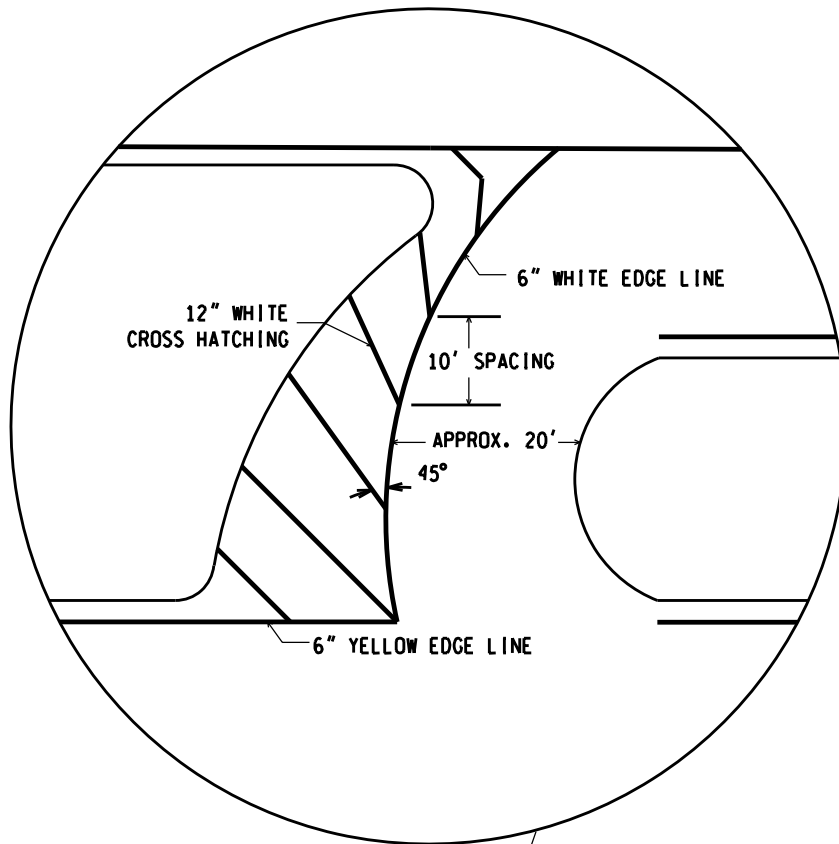
MICHIGAN DEPARTMENT OF TRANSPORTATION  
BUREAU OF DEVELOPMENT STANDARD PLAN

09/21/20  
F.H.W.A. APPROVAL

06/16/20  
PLAN DATE

PAVE-985-E

SHEET  
2 OF 3



## CROSS HATCHING FOR WIDE SINGLE-LANE CROSS-OVERS

### NOTES:

1. See PAVE-900 and PAVE-935 for location of special markings.
2. "ONLY" legends are not required when all crossover lanes are developed. If at least one crossover lane is a drop lane, then "ONLY" legends are required in addition to the arrows.
3. Cross hatching is radial to always point upwards in the direction of traffic movement and maintain a 45 degree angle to the edgeline. 10 foot spacing is measured along the white edgeline.

NOT TO SCALE

MICHIGAN DEPARTMENT OF TRANSPORTATION  
BUREAU OF DEVELOPMENT STANDARD PLAN

09/21/20  
F.H.W.A. APPROVAL

06/16/20  
PLAN DATE

PAVE-985-E

SHEET  
3 OF 3

NOTE: THE ORIGINAL SIGNED COPY IS KEPT ON FILE AT THE MICHIGAN DEPARTMENT OF TRANSPORTATION.