

STANDARD BIKE LANES

NOTES:

1. See PAVE-900 for symbol details.

NOT TO SCALE



PREPARED BY
TSMD DIVISION

DRAWN BY: MKB

CHECKED BY: KMA

DEPARTMENT DIRECTOR
Paul C. Ajegba

Gregg Brunner, P.E. Gregg Brunner
Nov 2 2020 12:10 PM

APPROVED BY: _____
DIRECTOR, BUREAU OF FIELD SERVICES

Bradley C. Wiefelich Bradley C. Wiefelich
Nov 5 2020 5:52 AM

APPROVED BY: _____
DIRECTOR, BUREAU OF DEVELOPMENT

MICHIGAN DEPARTMENT OF TRANSPORTATION
BUREAU OF DEVELOPMENT STANDARD PLAN FOR

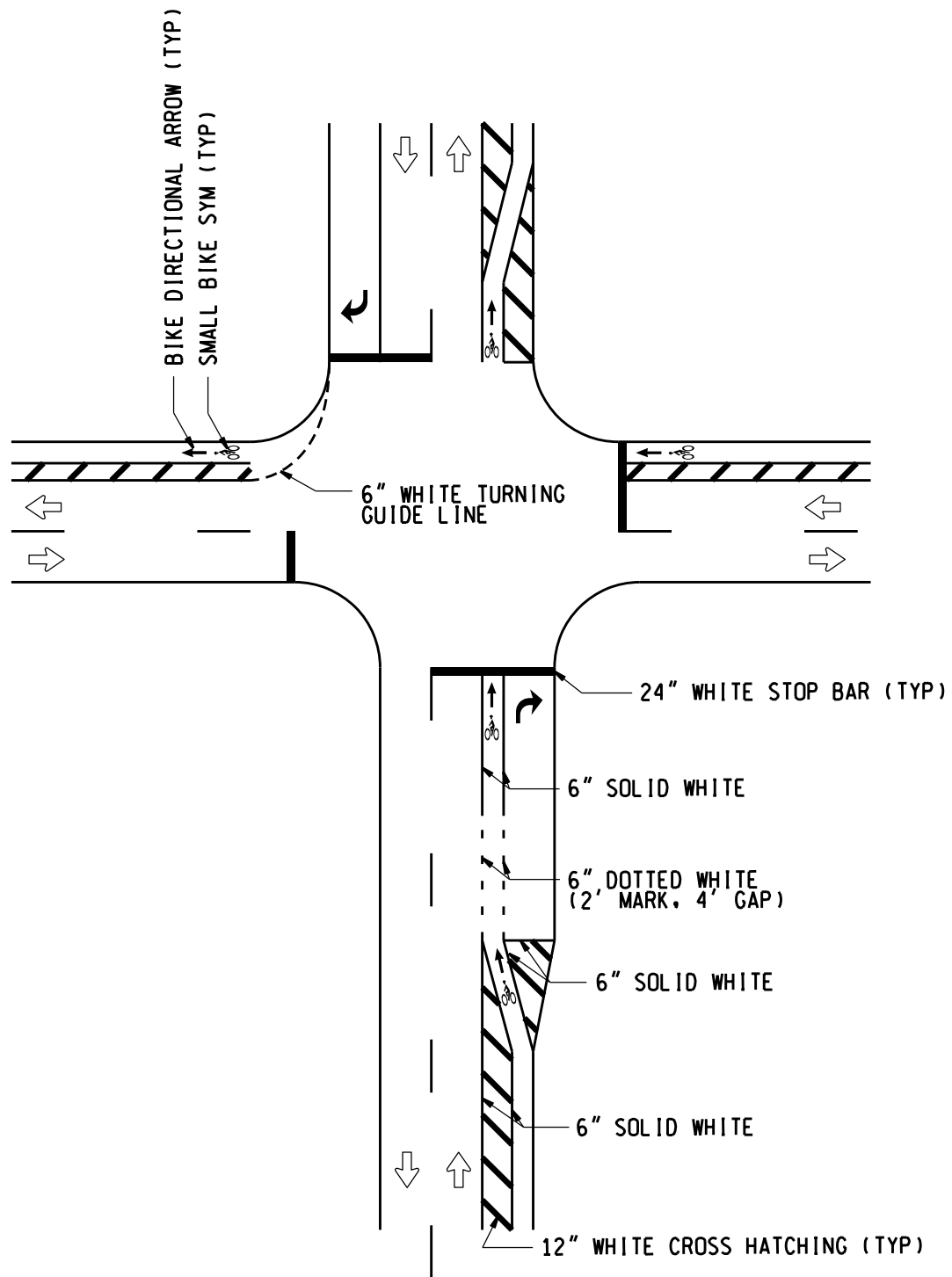
BIKE LANE & PATH PAVEMENT MARKINGS

09/21/20
F.H.W.A. APPROVAL

04/01/20
PLAN DATE

PAVE-962-B

SHEET
1 OF 6



BUFFERED BIKE LANES

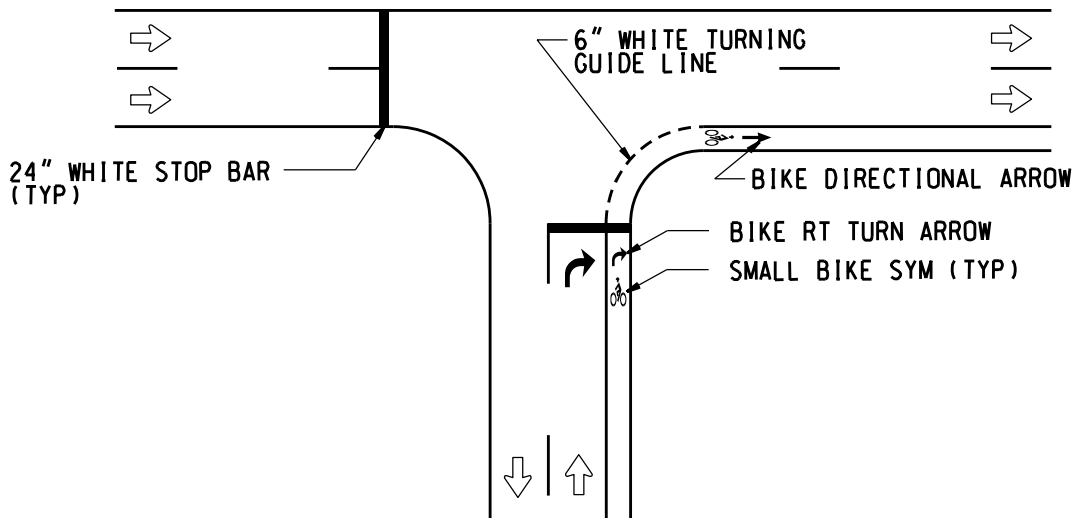
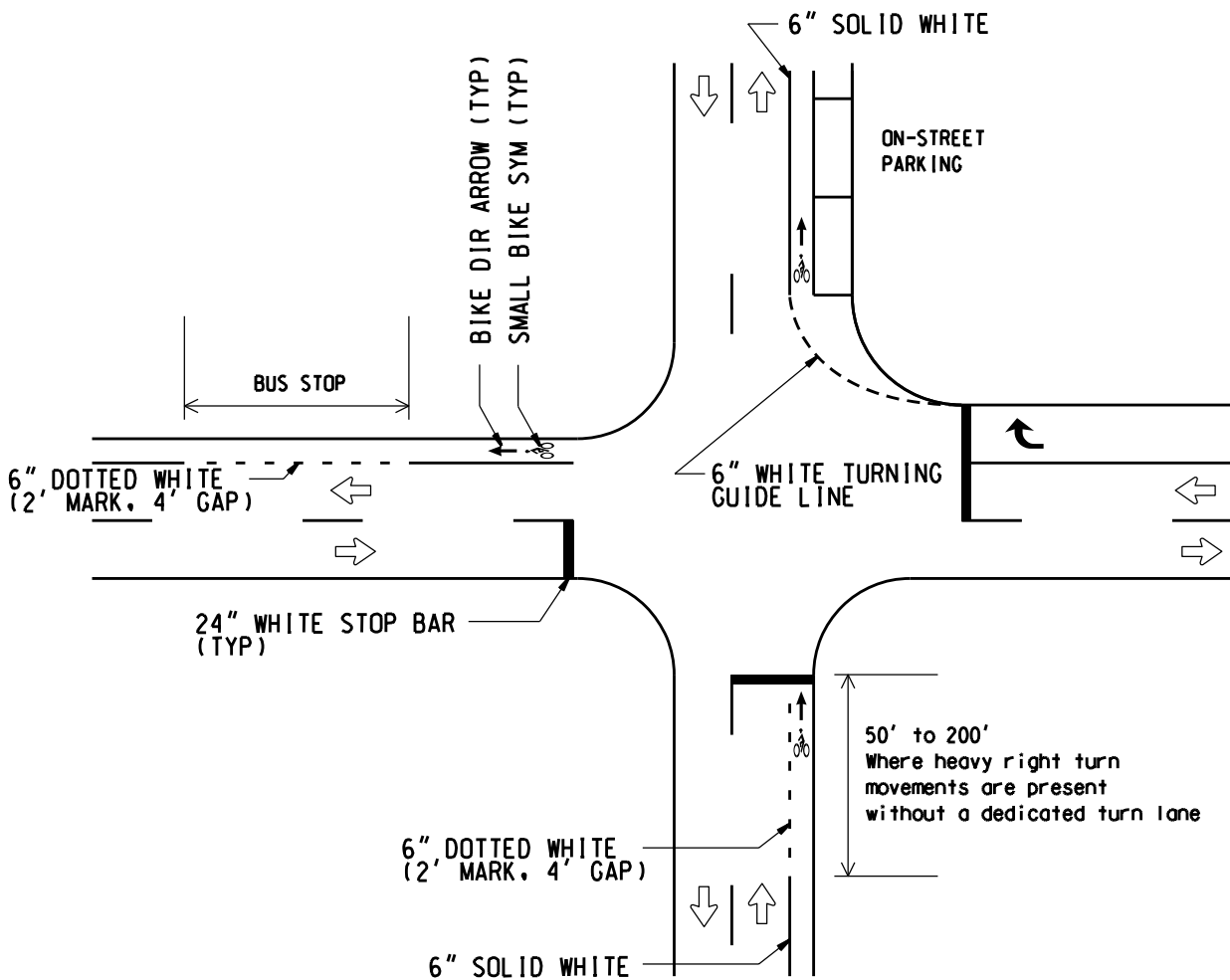
NOTES:

1. See PAVE-900 for symbol details.

NOT TO SCALE

MICHIGAN DEPARTMENT OF TRANSPORTATION BUREAU OF DEVELOPMENT STANDARD PLAN	09/21/20 F.H.W.A. APPROVAL	04/01/20 PLAN DATE	PAVE-962-B	SHEET 2 OF 6
--	-------------------------------	-----------------------	-------------------	-----------------

NOTE: THE ORIGINAL SIGNED COPY IS KEPT ON FILE AT THE MICHIGAN DEPARTMENT OF TRANSPORTATION.



ADDITIONAL DETAILS

NOTES:

1. See PAVE-900 for symbol details.
2. Where bike lanes are adjacent to on-street parking, recommend utilizing Type I or Type II stall markings to provide continuous delineation. See PAVE-955 for details.

NOT TO SCALE

MICHIGAN DEPARTMENT OF TRANSPORTATION
BUREAU OF DEVELOPMENT STANDARD PLAN

09/21/20
F.H.W.A. APPROVAL

04/01/20
PLAN DATE

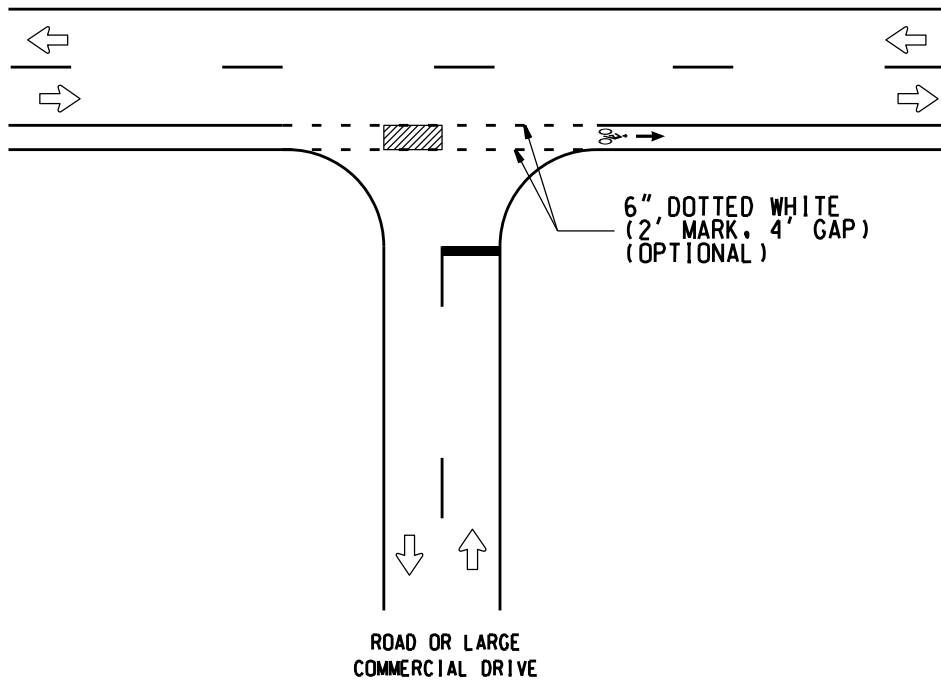
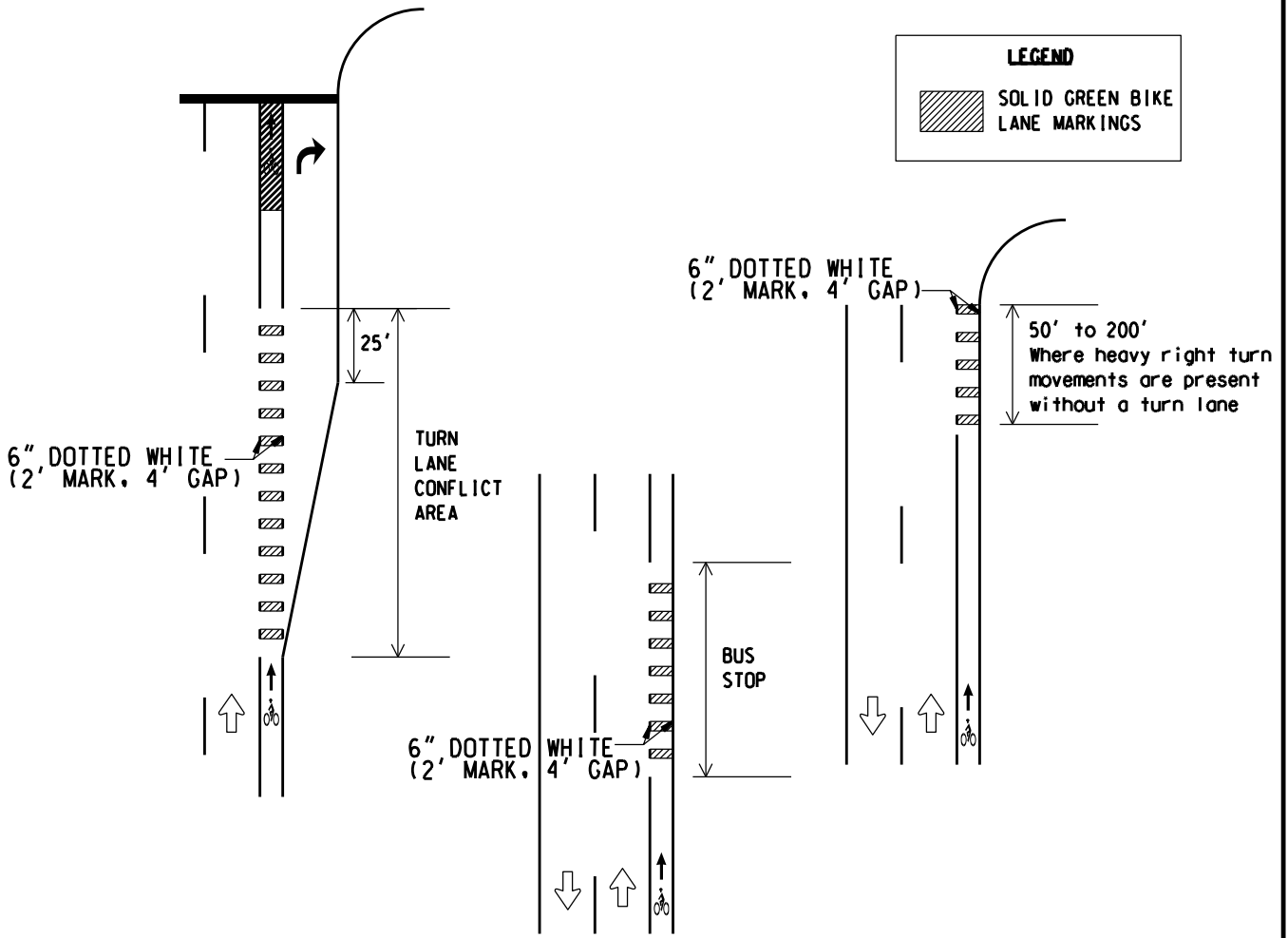
PAVE-962-B

SHEET
3 OF 6

NOTE: THE ORIGINAL SIGNED COPY IS KEPT ON FILE AT THE MICHIGAN DEPARTMENT OF TRANSPORTATION.

LEGEND

 SOLID GREEN BIKE LANE MARKINGS

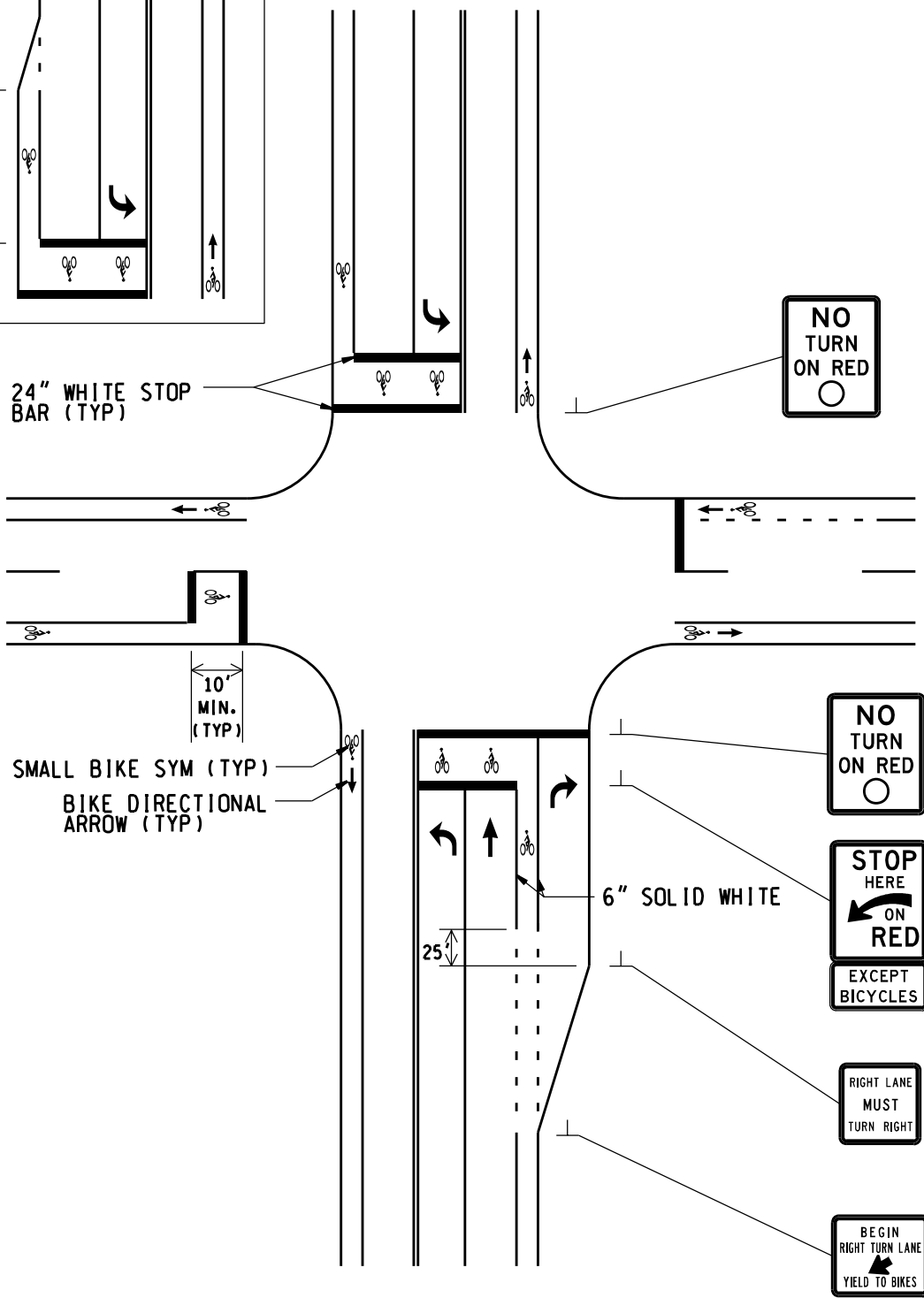
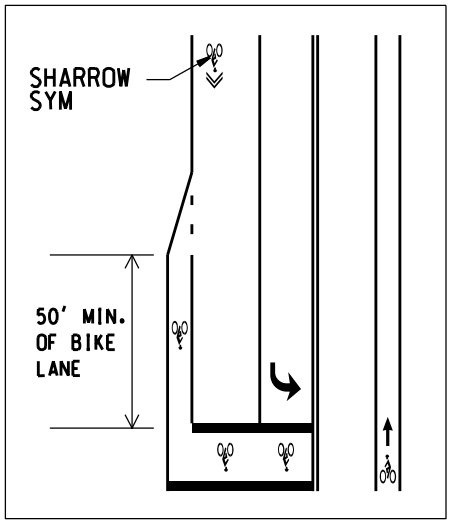


OPTIONAL GREEN MARKINGS

NOT TO SCALE

MICHIGAN DEPARTMENT OF TRANSPORTATION BUREAU OF DEVELOPMENT STANDARD PLAN	09/21/20 F.H.W.A. APPROVAL	04/01/20 PLAN DATE	PAVE-962-B	SHEET 4 OF 6
--	-------------------------------	-----------------------	------------	-----------------

NOTE: THE ORIGINAL SIGNED COPY IS KEPT ON FILE AT THE MICHIGAN DEPARTMENT OF TRANSPORTATION.



BIKE BOXES

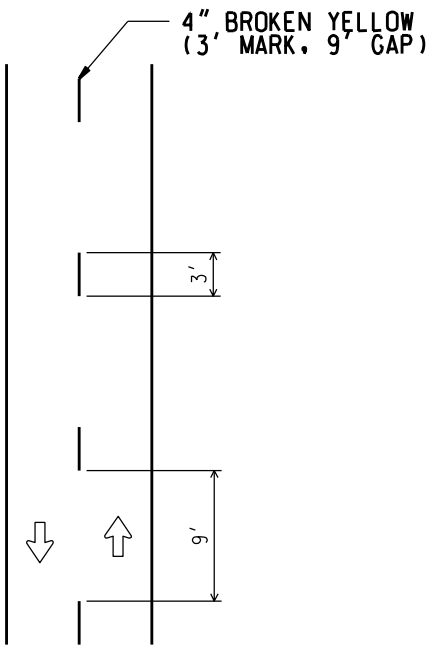
NOTES:

1. Solid green bike lane markings may be used in the bike box and the incoming section of bike lane.
2. Where the bike box is across multiple lanes, pedestrian countdown signals must be present on that approach.
3. Turns on red are prohibited from approaches where bike boxes are present.

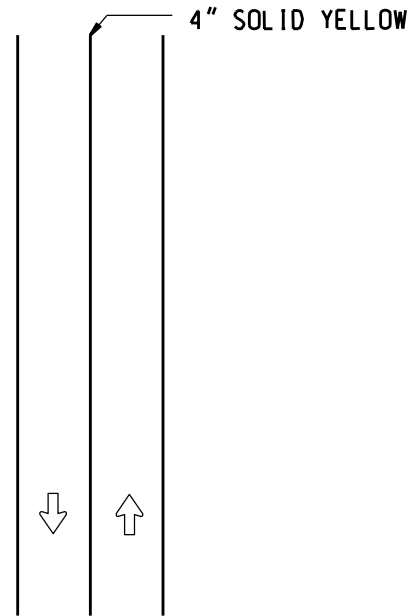
NOT TO SCALE

MICHIGAN DEPARTMENT OF TRANSPORTATION BUREAU OF DEVELOPMENT STANDARD PLAN	09/21/20 F.H.W.A. APPROVAL	04/01/20 PLAN DATE	PAVE-962-B	SHEET 5 OF 6
--	-------------------------------	-----------------------	-------------------	-----------------

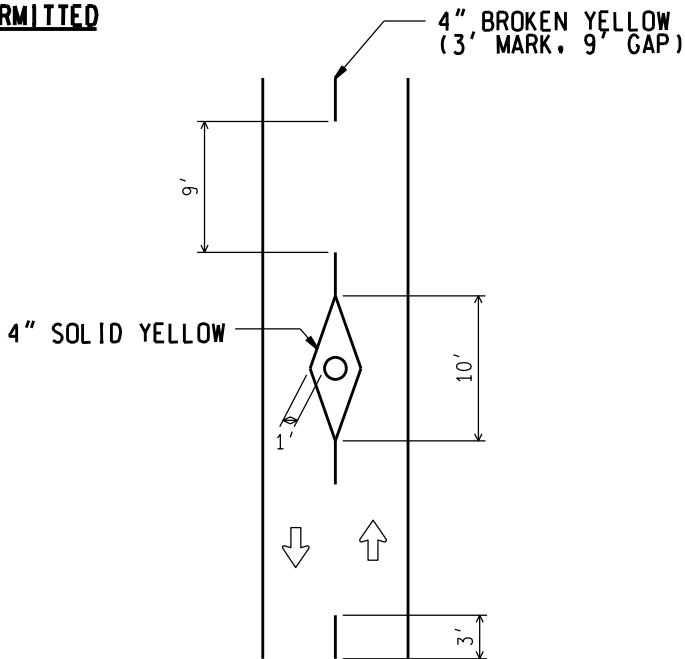
NOTE: THE ORIGINAL SIGNED COPY IS KEPT ON FILE AT THE MICHIGAN DEPARTMENT OF TRANSPORTATION.



PASSING PERMITTED

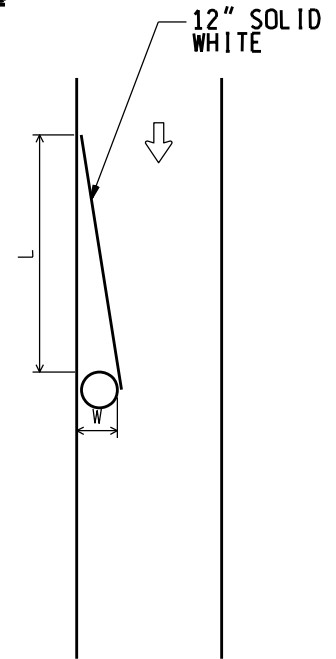


NO PASSING



CENTRAL OBSTRUCTION

1. Place broken yellow centerline markings for a minimum of 110 feet before and after the obstruction.



SIDE OBSTRUCTION

1. $L=18xW$.
2. Increase W by 1 foot for raised obstructions.

MULTI-USE PATHWAY MARKINGS

NOTES:

1. Passing and no passing centerline markings may be used where paths are sufficient width to designate multiple lanes, but are not required.
2. Obstruction markings should be used at any location where an object cannot be eliminated from the path, including but not limited to drains, grates, bollards, and poles.

NOT TO SCALE

MICHIGAN DEPARTMENT OF TRANSPORTATION
BUREAU OF DEVELOPMENT STANDARD PLAN

09/21/20
F.H.W.A. APPROVAL

04/01/20
PLAN DATE

PAVE-962-B

SHEET
6 OF 6