

FREEWAY AND SERVICE ROAD CONNECTIONS

REFER TO NOTES ON SHEET 2.



PREPARED BY
TSMO DIVISION

DRAWN BY: LMF

CHECKED BY: JGM

DEPARTMENT DIRECTOR
Paul C. Ajegba

APPROVED BY: Gregg Brunner, P.E. Gregg Brunner
DIRECTOR, BUREAU OF FIELD SERVICES
Nov 2 2020 12:08 PM

APPROVED BY: Bradley C. Wiefelich Bradley C. Wiefelich
DIRECTOR, BUREAU OF DEVELOPMENT
Nov 5 2020 5:47 AM

MICHIGAN DEPARTMENT OF TRANSPORTATION
BUREAU OF DEVELOPMENT STANDARD PLAN FOR

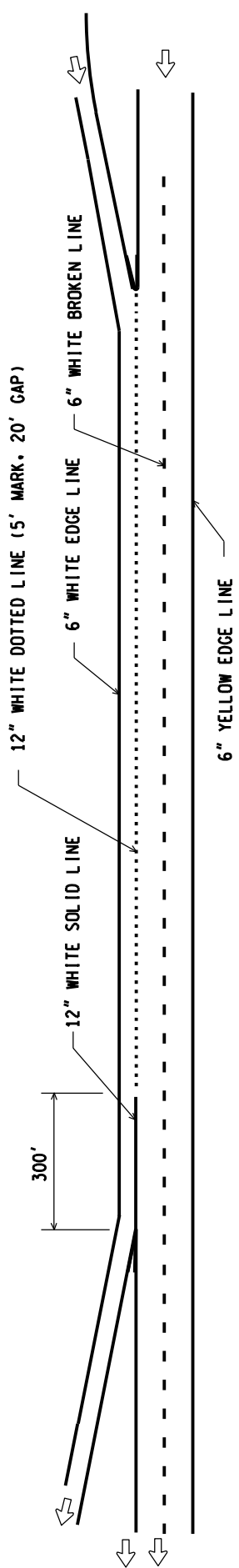
**FREEWAY AND RAMP
PAVEMENT MARKINGS**

09/21/20
F.H.W.A. APPROVAL

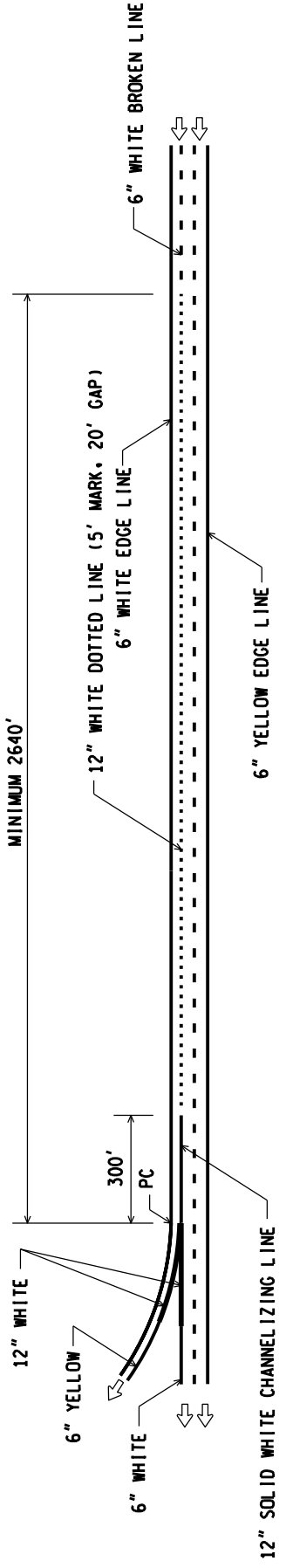
03/25/20
PLAN DATE

PAVE-925-E

SHEET
1 OF 8



FREEWAY WEAVING LANE



LANE-DROP EXIT

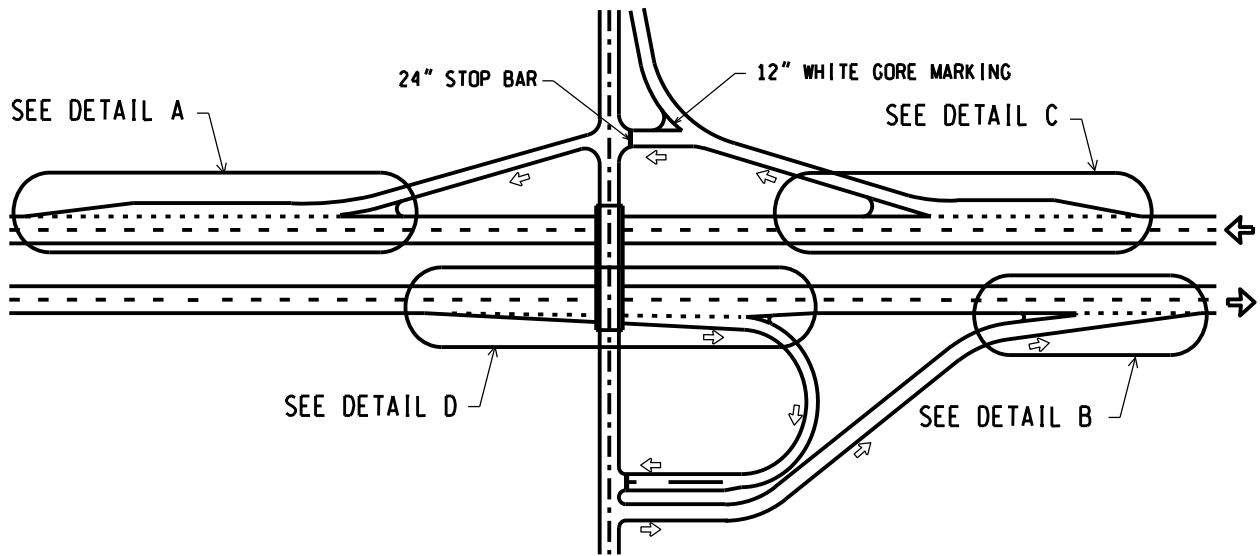
NOTES:

1. For long weaving lanes (greater than 900 ft) where a RIGHT LANE MUST EXIT sign is normally used, pavement marking should conform to the lane-drop exit treatment shown on this sheet.

NOT TO SCALE

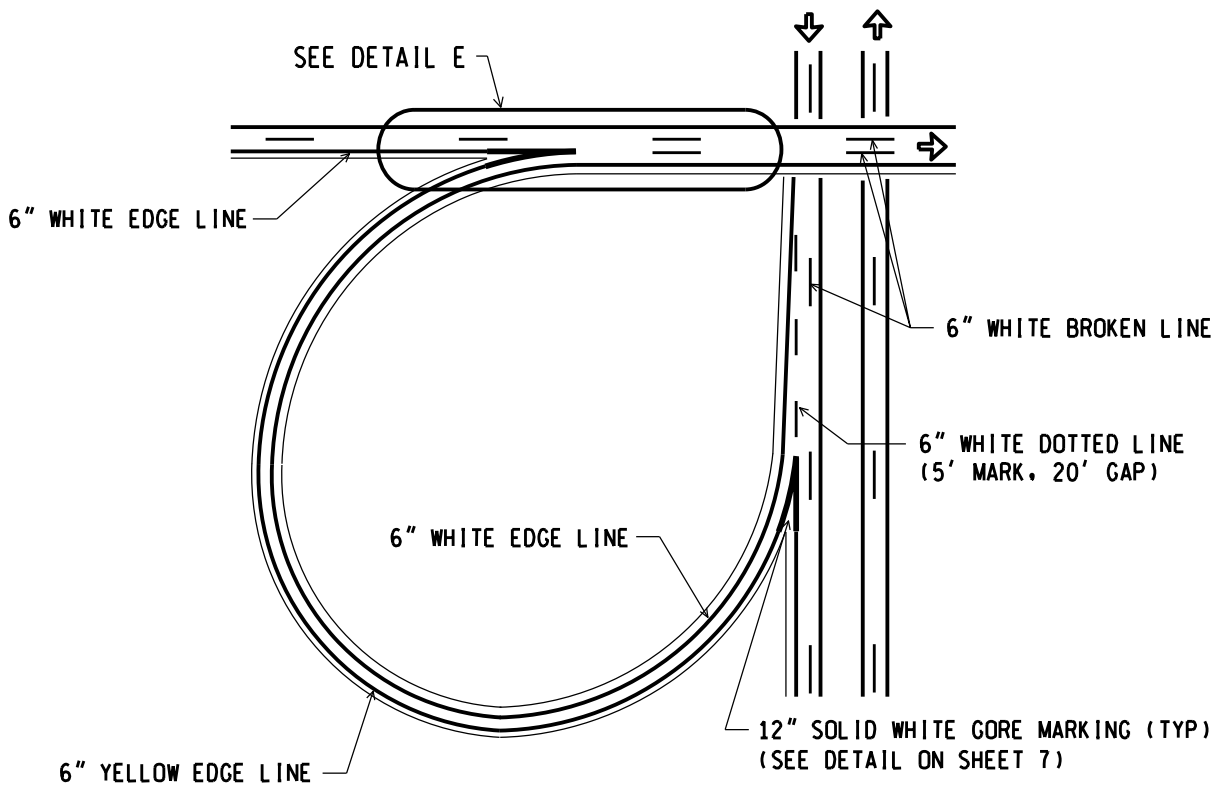
MICHIGAN DEPARTMENT OF TRANSPORTATION BUREAU OF DEVELOPMENT STANDARD PLAN	09/21/20 F.H.W.A. APPROVAL	03/25/20 PLAN DATE	PAVE-925-E	SHEET 2 OF 8
--	-------------------------------	-----------------------	------------	-----------------

NOTE: THE ORIGINAL SIGNED COPY IS KEPT ON FILE AT THE MICHIGAN DEPARTMENT OF TRANSPORTATION.



NOTE: For Details A, B, C, D and E see Sheets 4 and 5.

ENTRANCE AND EXIT RAMP



LOOP RAMP

NOT TO SCALE

MICHIGAN DEPARTMENT OF TRANSPORTATION
BUREAU OF DEVELOPMENT STANDARD PLAN

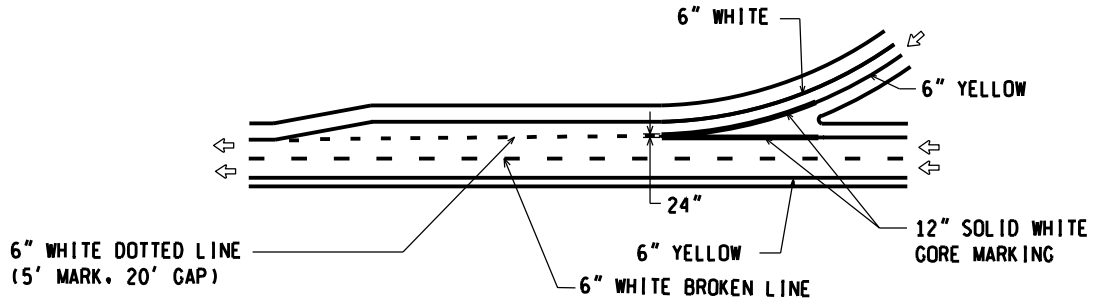
09/21/20
F.H.W.A. APPROVAL

03/25/20
PLAN DATE

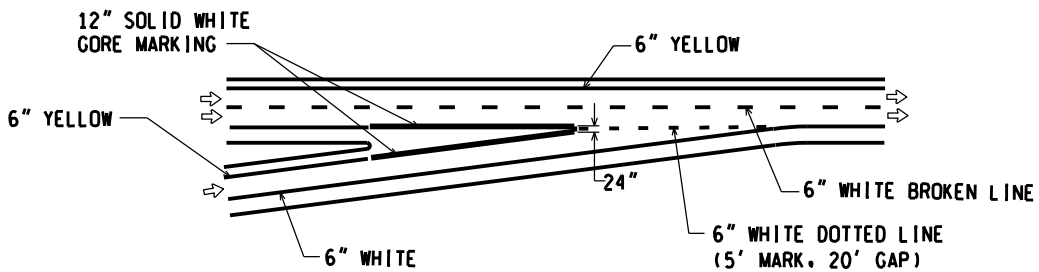
PAVE-925-E

SHEET
3 OF 8

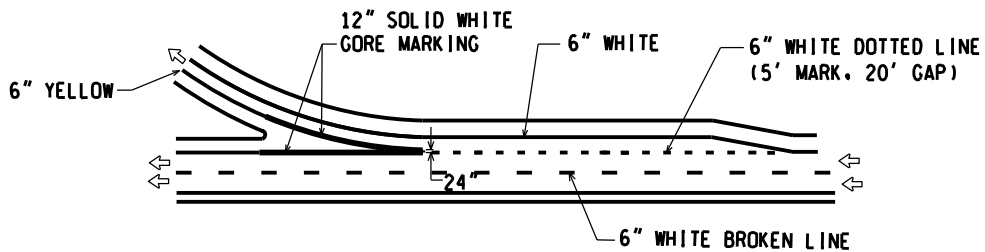
NOTE: THE ORIGINAL SIGNED COPY IS KEPT ON FILE AT THE MICHIGAN DEPARTMENT OF TRANSPORTATION.



DETAIL A - PARALLEL ACCELERATION LANE



DETAIL B - TAPERED ACCELERATION LANE



DETAIL C - PARALLEL DECELERATION LANE

NOT TO SCALE

MICHIGAN DEPARTMENT OF TRANSPORTATION
BUREAU OF DEVELOPMENT STANDARD PLAN

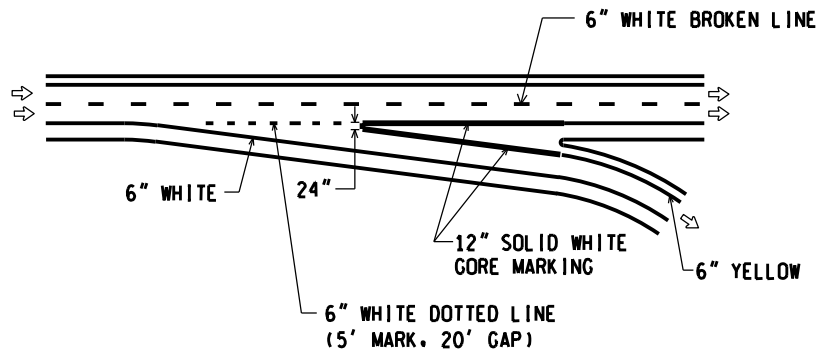
09/21/20
F.H.W.A. APPROVAL

03/25/20
PLAN DATE

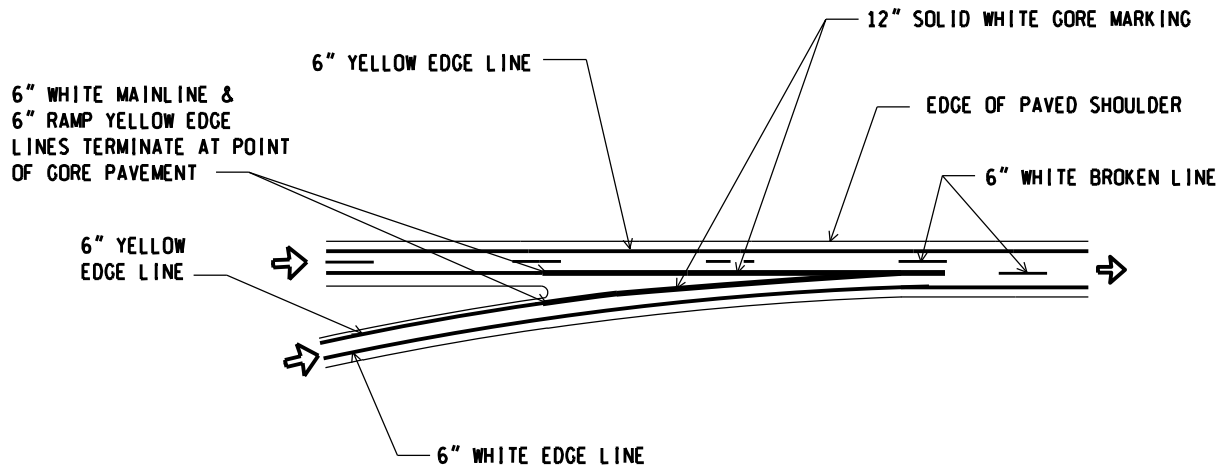
PAVE-925-E

SHEET
4 OF 8

NOTE: THE ORIGINAL SIGNED COPY IS KEPT ON FILE AT THE MICHIGAN DEPARTMENT OF TRANSPORTATION.



DETAIL D - TAPERED DECELERATION LANE



DETAIL E - TAPERED ACCELERATION LANE WITH ADDED LANE

NOT TO SCALE

MICHIGAN DEPARTMENT OF TRANSPORTATION
BUREAU OF DEVELOPMENT STANDARD PLAN

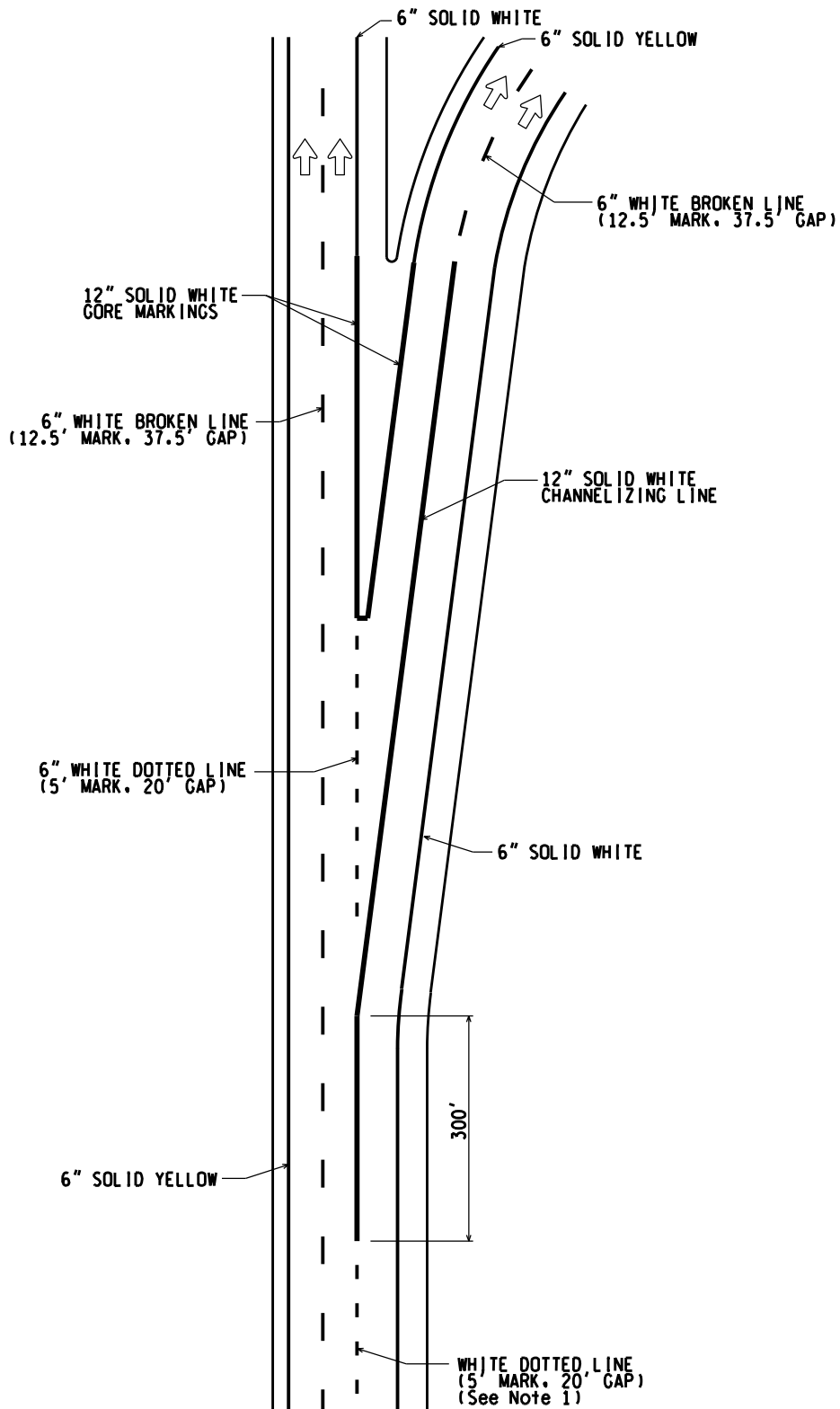
09/21/20
F.H.W.A. APPROVAL

03/25/20
PLAN DATE

PAVE-925-E

SHEET
5 OF 8

NOTE: THE ORIGINAL SIGNED COPY IS KEPT ON FILE AT THE MICHIGAN DEPARTMENT OF TRANSPORTATION.



MULTILANE EXIT

NOTES:

1. If the mandatory exit lane is a drop lane, the dotted line in advance of the solid channelizing line shall be 12" width (see Sheet 2). If the mandatory exit lane is a developed lane, the dotted line shall be 6" width (see Sheet 4).

NOT TO SCALE

MICHIGAN DEPARTMENT OF TRANSPORTATION
BUREAU OF DEVELOPMENT STANDARD PLAN

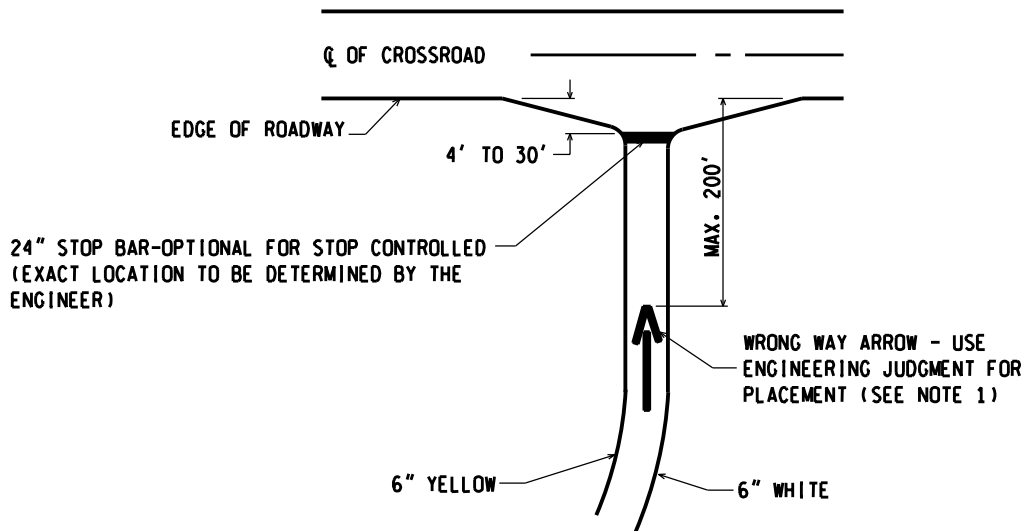
09/21/20
F.H.W.A. APPROVAL

03/25/20
PLAN DATE

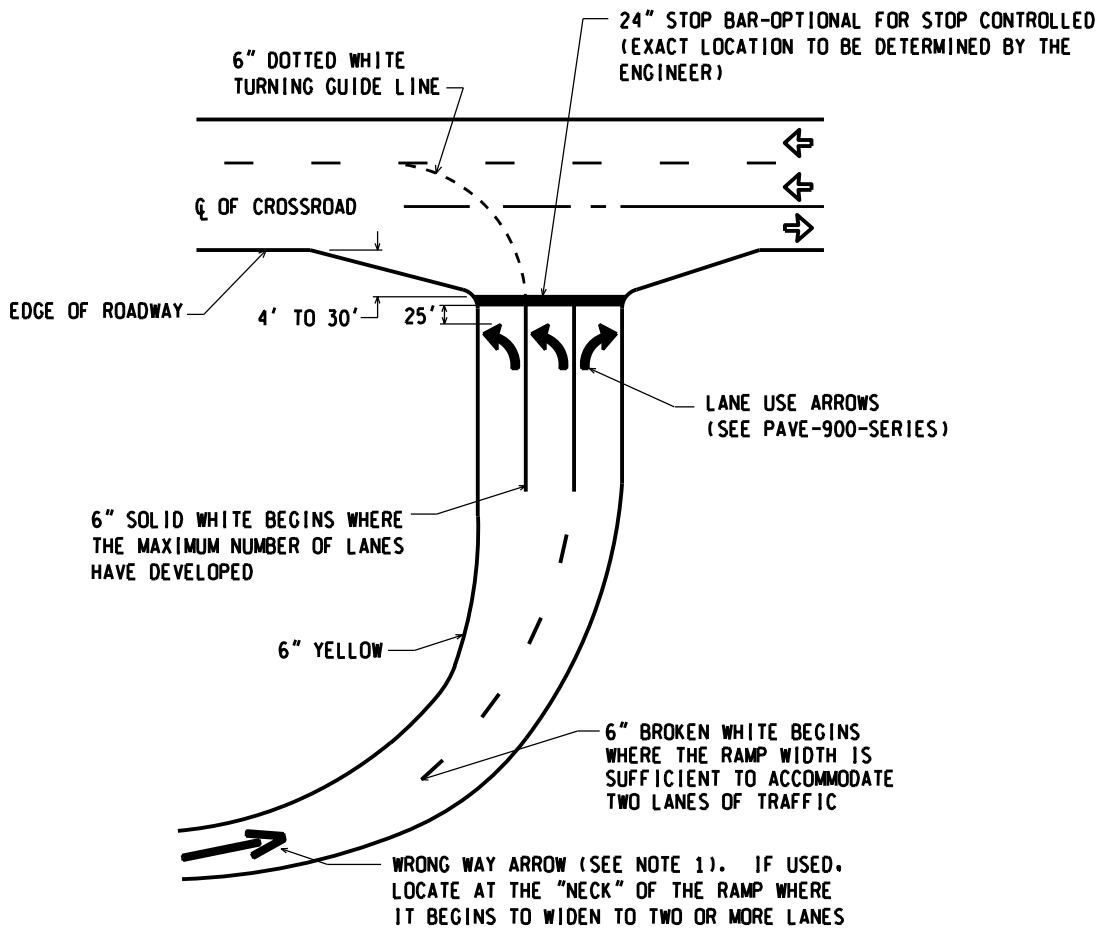
PAVE-925-E

SHEET
6 OF 8

NOTE: THE ORIGINAL SIGNED COPY IS KEPT ON FILE AT THE MICHIGAN DEPARTMENT OF TRANSPORTATION.



SINGLE LANE EXIT RAMP TERMINAL



MULTILANE EXIT RAMP TERMINAL

NOTES:

1. Wrong way arrows are optional, EXCEPT when any exit ramp parallels and is adjacent to an entrance ramp at the crossroad terminal (in the same quadrant), regardless of distance between the two ramps.
2. Double-headed arrows may be required where a service road or city street is located opposite a ramp terminal.
3. Include a dotted turning guide line for all double turn movements.

NOT TO SCALE

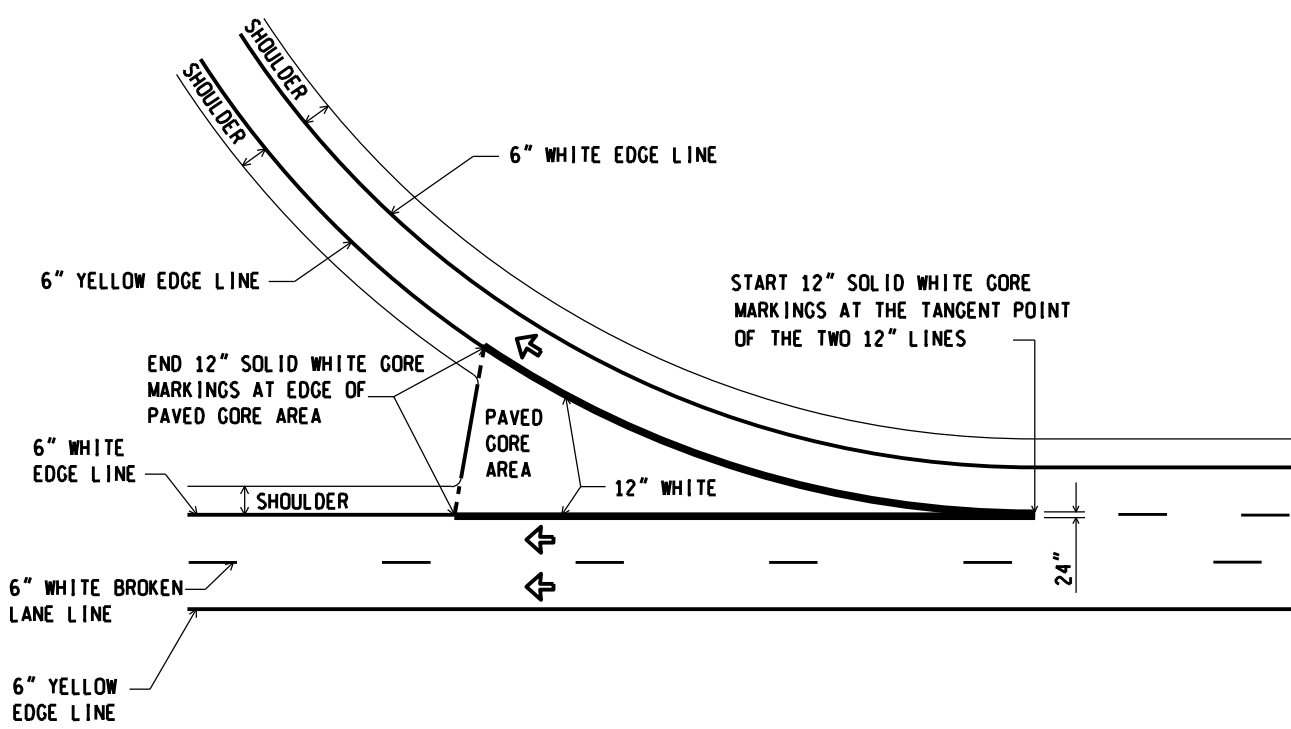
MICHIGAN DEPARTMENT OF TRANSPORTATION
BUREAU OF DEVELOPMENT STANDARD PLAN

09/21/20
F.H.W.A. APPROVAL

03/25/20
PLAN DATE

PAVE-925-E

SHEET
7 OF 8



GORE MARKING DETAIL

EXIT RAMP SHOWN

NOT TO SCALE

MICHIGAN DEPARTMENT OF TRANSPORTATION
BUREAU OF DEVELOPMENT STANDARD PLAN

09/21/20
F.H.W.A. APPROVAL

03/25/20
PLAN DATE

PAVE-925-E

SHEET
8 OF 8

NOTE: THE ORIGINAL SIGNED COPY IS KEPT ON FILE AT THE MICHIGAN DEPARTMENT OF TRANSPORTATION.