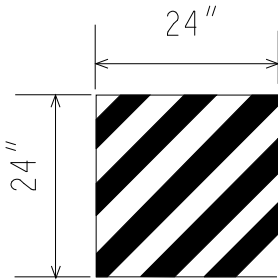
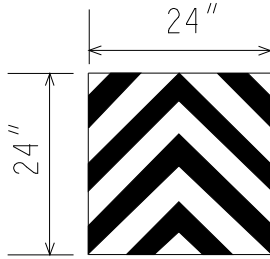


USE APPROPRIATE SIGN ACCORDING TO CONDITIONS



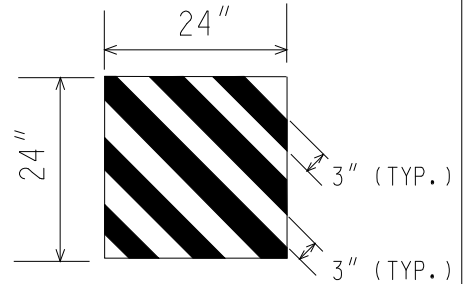
Traffic Passing
on Left

OM-3La



Traffic Passing
on Both Sides

OM-3Ca



Traffic Passing
on Right

OM-3Ra

NOTES:

1. ALTERNATE BLACK 3-INCH AND YELLOW 3-INCH STRIPES AT A 45-DEGREE ANGLE.
2. THE YELLOW STRIPES SHALL MEET ASTM D4956 SPECIFICATIONS FOR TYPE IX RETROREFLECTIVE SHEETING.
3. THE OBJECT MARKER SHALL BE MADE OF 0.040-INCH THICK ALUMINUM.
4. ATTACH OBJECT MARKER TO ATTENUATOR NOSE WITH TWO 5/16-INCH DIAMETER HEX BOLTS, NUTS AND WASHERS (PREFERRED METHOD) OR OTHER METHOD APPROVED BY THE ATTENUATOR MANUFACTURER.

NOT TO SCALE

File: PW:DOC/RD/TS/TYP/SIGNS/WORK_ZONE/WZD-150-A.dgn

Rev. 10/21/2008 JT



PREPARED BY
TRAFFIC AND SAFETY

DRAWN BY: SCT

CHECKED BY: CT

ENGINEER OF DELIVERY

ENGINEER OF DEVELOPMENT

(SPECIAL DETAIL)
FHWA APPROVAL DATE

BUREAU OF HIGHWAYS DELIVERY STANDARD PLAN FOR
IMPACT ATTENUATOR
OBJECT MARKER

09/21/08
PLAN DATE

WZD-150-A

SHEET
1 of 1