

## RECESSING LONGITUDINAL MARKINGS

**NOTES:**

1. Tolerance on all transverse dimensions is  $\pm 1/8"$ .
2. Tolerance on all recessing depths is  $\pm 5$  mils.



PREPARED BY  
TSMD DIVISION

DRAWN BY: MKB

CHECKED BY: CMW

DEPARTMENT DIRECTOR  
Paul C. Ajegba

Gregg Brunner, P.E. Gregg Brunner  
Nov 2 2020 12:07 PM

APPROVED BY: \_\_\_\_\_  
DIRECTOR, BUREAU OF FIELD SERVICES

Bradley C. Wiefelrich Bradley C. Wiefelrich  
Nov 5 2020 5:44 AM

APPROVED BY: \_\_\_\_\_  
DIRECTOR, BUREAU OF DEVELOPMENT

MICHIGAN DEPARTMENT OF TRANSPORTATION  
BUREAU OF DEVELOPMENT STANDARD PLAN FOR

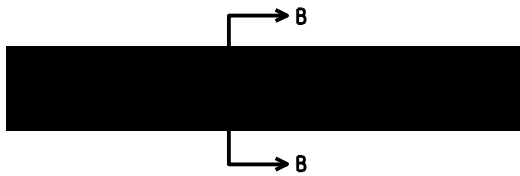
## PAVEMENT MARKING RECESSING DETAILS

09/21/20  
F.H.W.A. APPROVAL

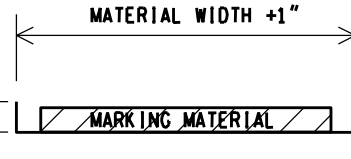
03/25/20  
PLAN DATE

PAVE-901-A

SHEET  
1 OF 2



MANUFACTURER'S  
RECOMMENDATION

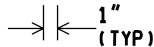
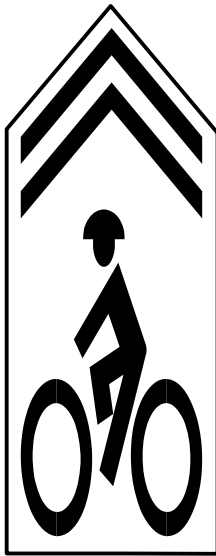


SECTION B-B

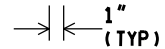

FOR STOP BARS, CROSSWALKS, & CROSS HATCHING



FOR LEGENDS



FOR IRREGULAR SYMBOLS



FOR ARROWS  
(ALL TYPES)

## RECESSING SPECIAL MARKINGS

**NOTES:**

1. Tolerance on all transverse dimensions is  $\pm 1/8"$ .
2. Tolerance on all recessing depths is  $\pm 5$  mils.
3. The recess should follow the shape of the special marking as closely as possible. Where the shape cannot be followed, use a grinder head with a maximum width of 7 inches.
4. For irregular shapes agree upon a recessing layout with the Engineer. See Special Marking Symbols and Legends (CAD drawing) for recommendations.
5. See PAVE-900 for special marking recessing payment areas.

NOT TO SCALE

MICHIGAN DEPARTMENT OF TRANSPORTATION  
BUREAU OF DEVELOPMENT STANDARD PLAN

09/21/20  
F.H.W.A. APPROVAL

03/25/20  
PLAN DATE

PAVE-901-A

SHEET  
-2 OF -2