

Standard Highway Signs

Traffic Sign Codes
for
Law Enforcement and Maintenance



Guide Signs – Non-Freeway (continued)



I8-1



I8-2



I9-1



I9-1a



TODS




I10-4



I11-1



I11-2



I11-3



I12-1



I12-2



I12-3

PW: Reference Documents/Traffic and Safety/Web/Final/External/mdot_signing_standard_highway_signs_for_maintenance_and_law_enforcement.doc

Guide Signs – Freeway (continued)



E6-1 (1.1)



E6-2 (1.1)



E8-1 (1.6)



E8-8 (1.1)



E9-1 (1.2)



E11-1



E11-9 (1.1)



E11-15



LOGO

Guide Signs – Non-Freeway



D1-1a



D1-2a



D1-3 (1.1)



D3-1



I2-2b



I2-3a



I2-4

The sign codes provided in this booklet will assist law enforcement and maintenance personnel in the coding of traffic signs damaged in a traffic crash.


For further information on traffic signs see:

Michigan Manual on Uniform Traffic Control Devices at http://mdotwas1.mdot.state.mi.us/public/tands/Details_Web/mutcdcompleteinteractive.pdf

Michigan Standard Highway Signs Book at: <http://mdotwas1.mdot.state.mi.us/public/tands/plans.cfm>

Check the Traffic Signing box and click on Search. Scroll down to Traffic Signing – Standard Highway Signs

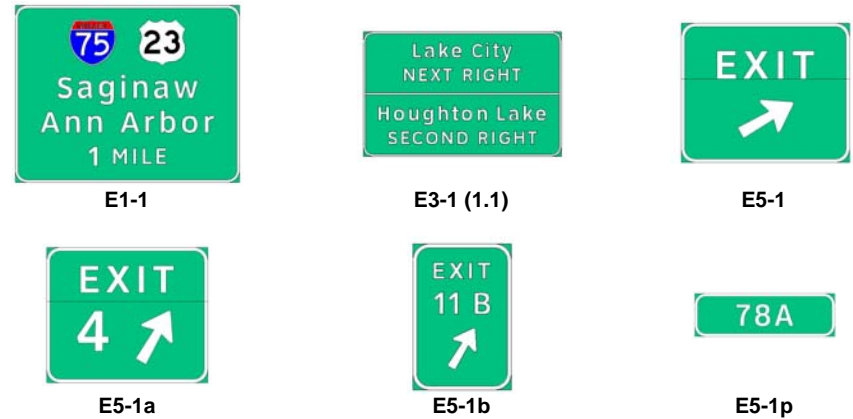
Regulatory Signs



Guide Signs – General (continued)


Sign Face	Location	
	Non-Freeway	Freeway
	D2-3	E7-1 (1.3)
	I3-1	E11-7
	I3-2	E11-8

Guide Signs - Freeway



Guide Signs - General

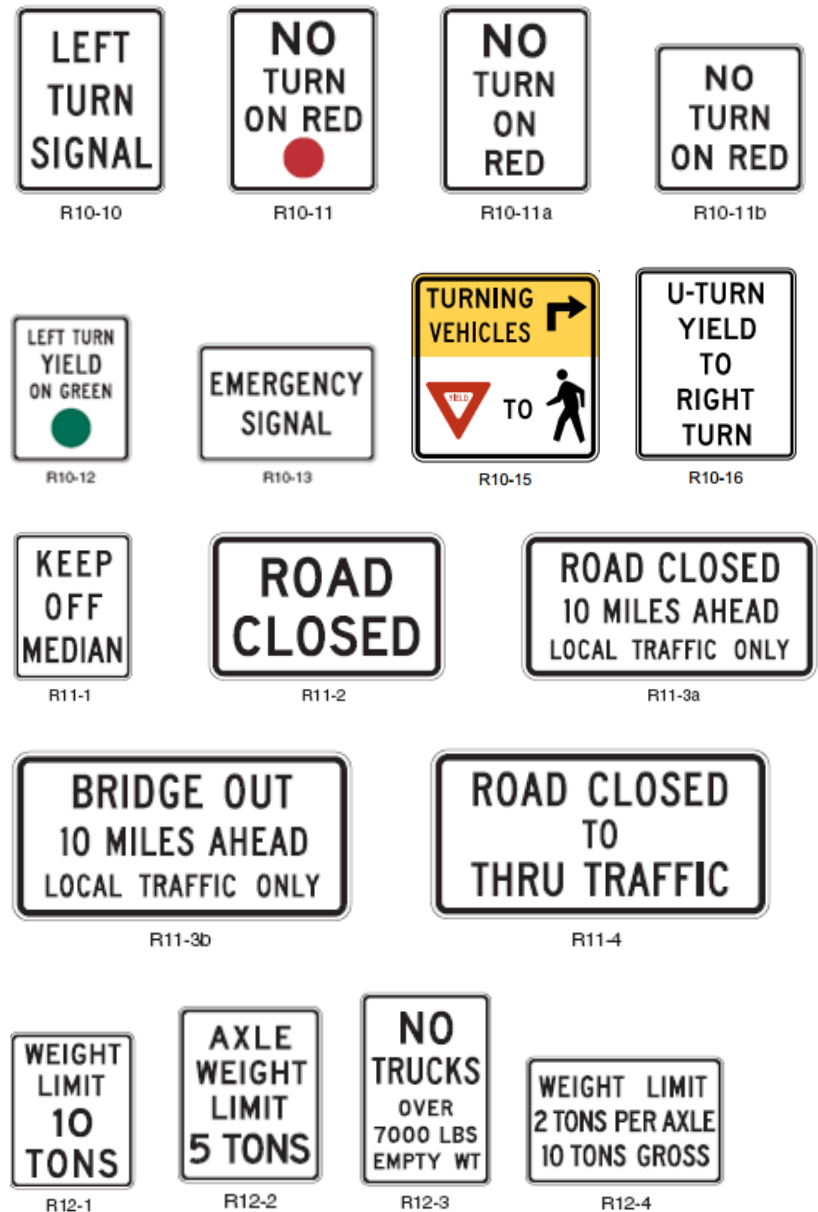
Sign Face	Location	
	Non-Freeway	Freeway
	D1-1	E11-4 (1.1)
	D1-2	E11-4 (1.2)
	D1-3 (1.2)	E11-4 (1.4)
	D1-3 (1.1)	E11-4 (1.6)
	I2-3	E11-5
	I2-2	E11-6
	I2-2a	E11-6a
	D2-1	E7-1 (1.1)
	D2-2	E7-1 (1.2)






Route Sign Arrow Plaques				
Sign Face	Background/Legend			
	White/Black	Blue/White	Green/White	Blue/Yellow
	M5-1	M5-1a	M5-1b	M5-1c
	M5-2	M5-2a	M5-2b	M5-2c
	M6-1	M6-1a	M6-1b	M6-1c
	M6-2	M6-2a	M6-2b	M6-2c
	M6-3	M6-3a	M6-3b	M6-3c
	M6-4	M6-4a	M6-4b	M6-4c
	M6-5	M6-5a	M6-5b	M6-5c
	M6-6	M6-6a	M6-6b	M6-6c
	M6-7	M6-7a	M6-7b	M6-7c
	M6-8	x	x	x
	M6-9	x	x	x

Route Sign Auxiliary Plaques			
Sign Face	Background/Legend		
	White/Black	Blue/White	Green/White
JCT	M2-1	M2-1a	M2-1b
NORTH	M3-1	M3-1a	M3-1b
EAST	M3-2	M3-2a	M3-2b
SOUTH	M3-3	M3-3a	M3-3b
WEST	M3-4	M3-4a	M3-4b
ALTERNATE	M4-1	M4-1b	M4-1c
ALT	M4-1a	M4-1d	M4-1e
BY-PASS	M4-2	M4-2a	M4-2b
BUSINESS	M4-3	M4-3a	M4-3b
TRUCK	M4-4	M4-4a	M4-4b
TO	M4-5	M4-5a	M4-5b
END	M4-6	M4-6a	M4-6b
FOLLOW	M4-11	M4-11a	M4-11b
TEMPORARY	M4-7	M4-7d	M4-7e
EMERGENCY	M4-7f (Orange/Black)	x	x





R12-5



R14-1



M4-4



R14-2



R14-3



R14-4



R14-5

Route Markers



M1-1



M1-2 (Loop)
M1-3 (Spur)



M1-4



M1-5



M1-6



M1-7



M2-2



Warning Signs

