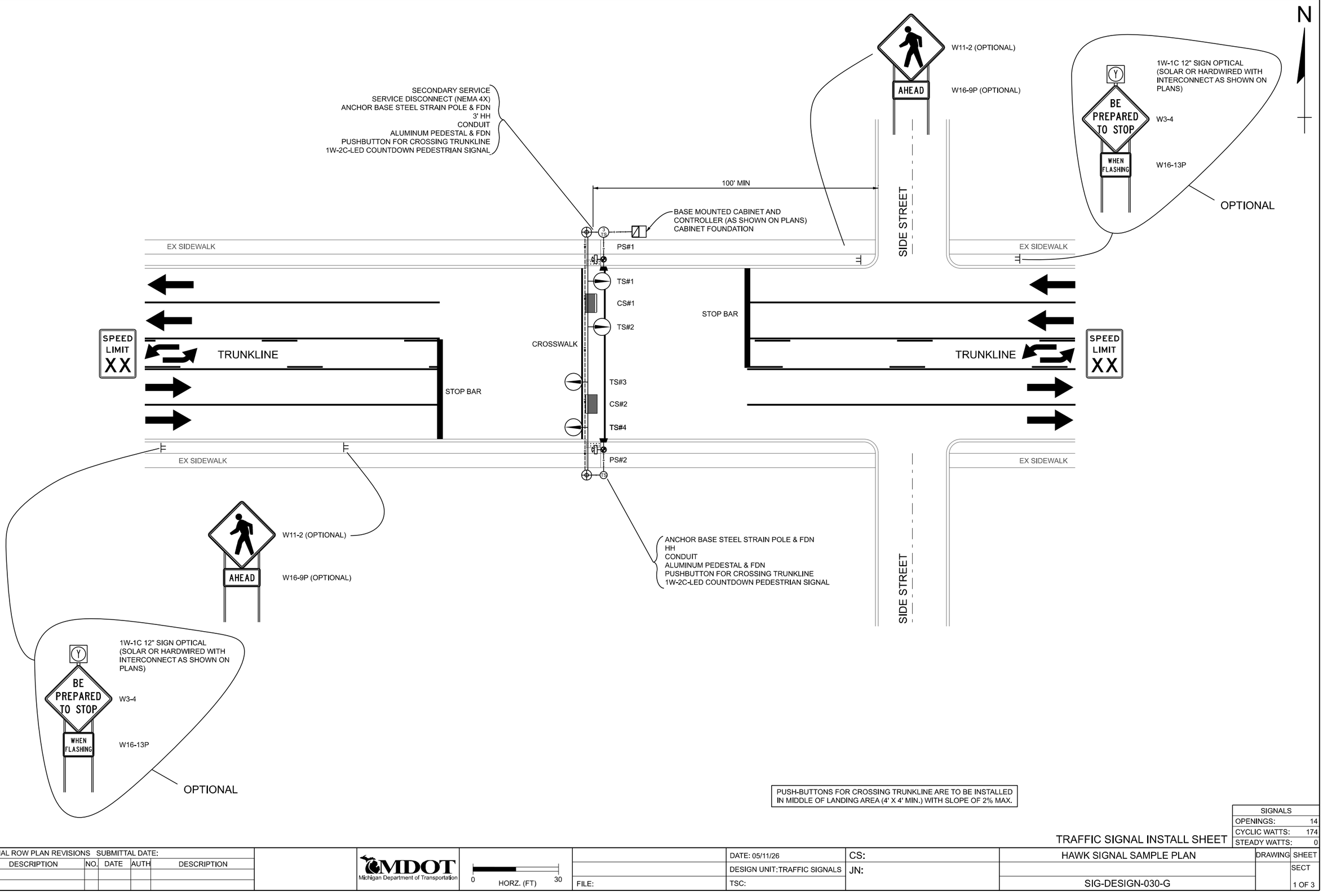

PUSH-BUTTONS FOR CROSSING TRUNKLINE ARE TO BE INSTALLED IN MIDDLE OF LANDING AREA (4' X 4' MIN.) WITH SLOPE OF 2% MAX.

SIGNALS	
OPENINGS:	14
CYCLIC WATTS:	174
STEADY WATTS:	0

TRAFFIC SIGNAL INSTALL SHEET

FINAL ROW PLAN REVISIONS SUBMITTAL DATE:							
NO.	DATE	AUTH	DESCRIPTION	NO.	DATE	AUTH	DESCRIPTION

MDOT Michigan Department of Transportation

0 HORZ. (FT) 30

	DATE: 05/11/26	CS:	HAWK SIGNAL SAMPLE PLAN	DRAWING	SHEET
	DESIGN UNIT:TRAFFIC SIGNALS	JN:			SECT
FILE:	TSC:		SIG-DESIGN-030-G		1 OF 3

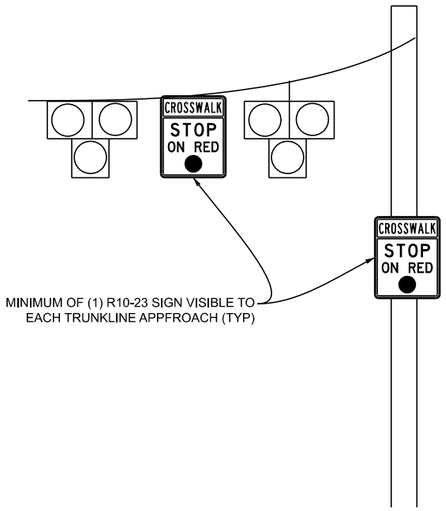

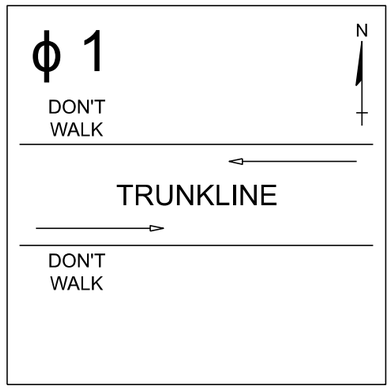

DARK DISPLAY
FOR TRUNKLINE

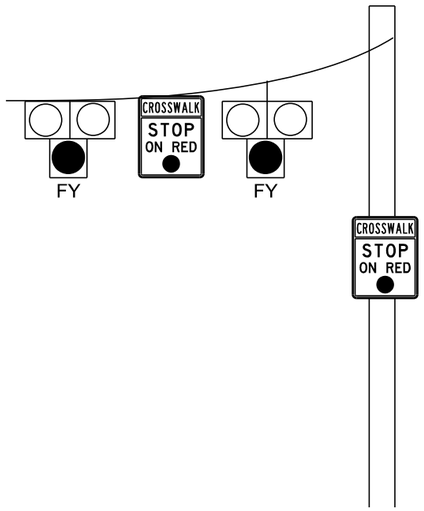

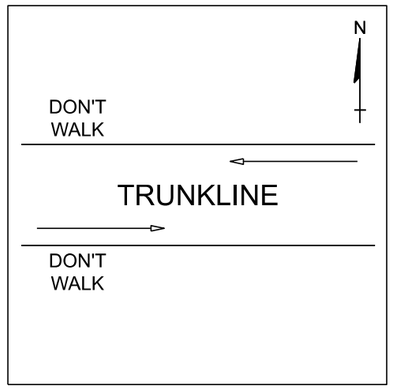

PB ACTUATION
FLASHING YELLOW
FOR TRUNKLINE

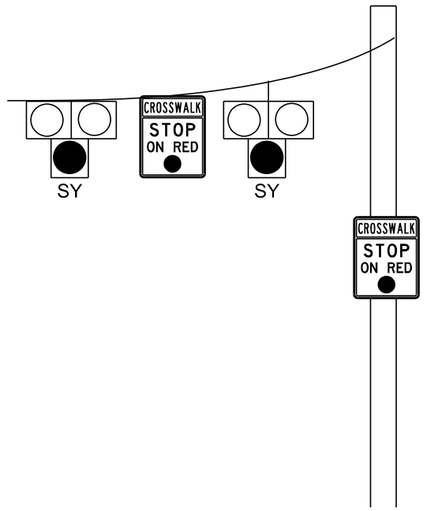

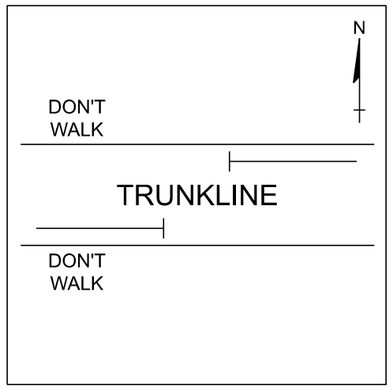

SOLID YELLOW
FOR TRUNKLINE

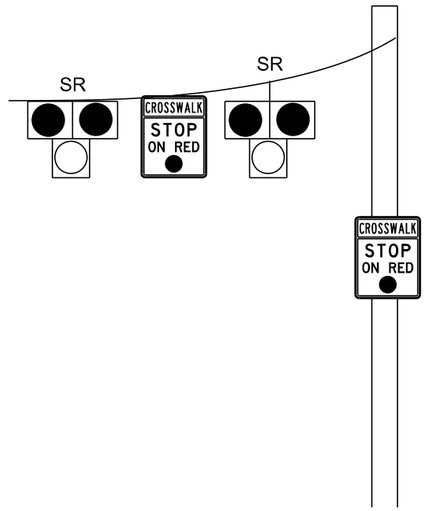

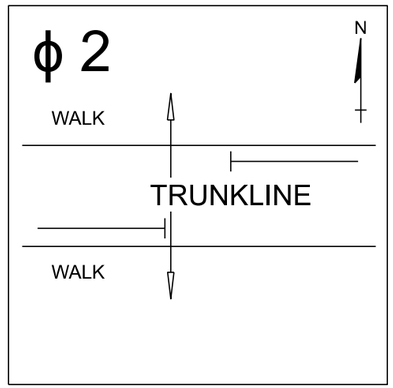

SOLID RED
FOR TRUNKLINE

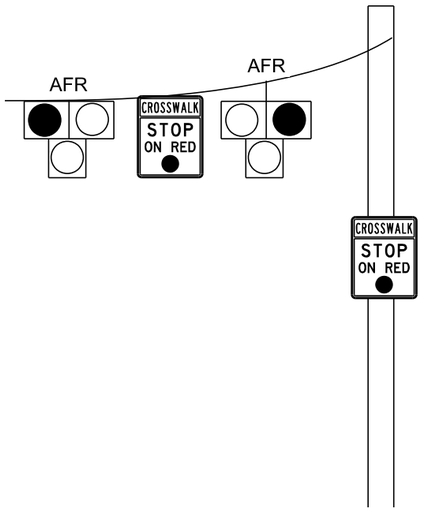

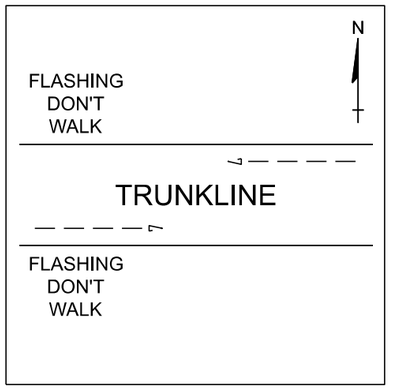

ALTERNATING
FLASHING RED
FOR TRUNKLINE

TRAFFIC SIGNAL INSTALL SHEET

FINAL ROW PLAN REVISIONS SUBMITTAL DATE:							
NO.	DATE	AUTH	DESCRIPTION	NO.	DATE	AUTH	DESCRIPTION

MDOT Michigan Department of Transportation

NO SCALE

	DATE: 05/11/26	CS:	HAWK SIGNAL SAMPLE PLAN	DRAWING	SHEET
	DESIGN UNIT:TRAFFIC SIGNALS	JN:			SECT
FILE:	TSC:		SIG-DESIGN-030-G		2 OF 3

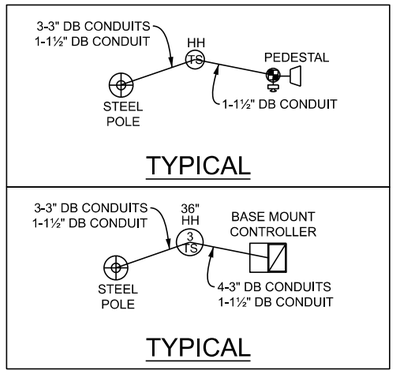

	LED	R10-3e	R10-23 24"x30" 2-WAY OVERHEAD STATIC SIGN	R10-23 24"x30" 1-WAY POLE MOUNTED STATIC SIGN	
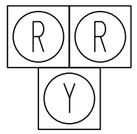		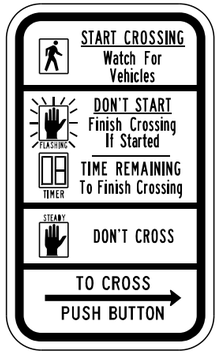			
TS#1 TS#2 TS#3 TS#4	COUNT DOWN HEAD PS#1 PS#2		FACING EAST FOR WB TRAFFIC FACING WEST FOR EB TRAFFIC	FACING EAST FOR WB TRAFFIC FACING WEST FOR EB TRAFFIC	NOTE: MINIMUM OF (1) R10-23 SIGN VISIBLE TO EACH TRUNKLINE APPROACH

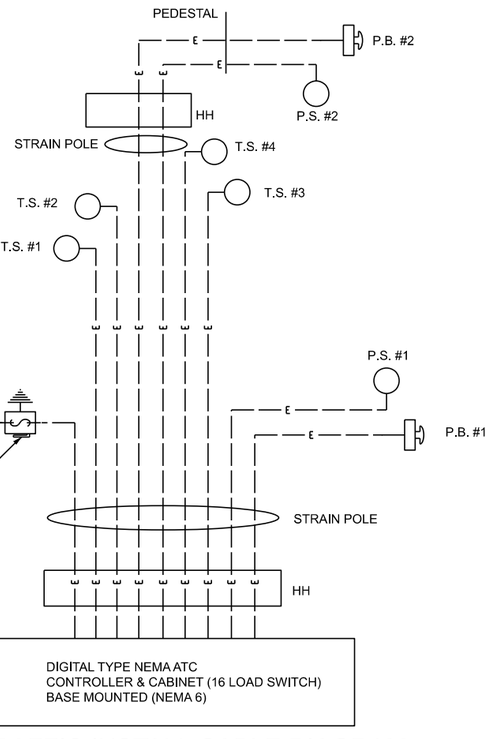

HAWK TRAFFIC INSTALL CABLE DIAGRAM

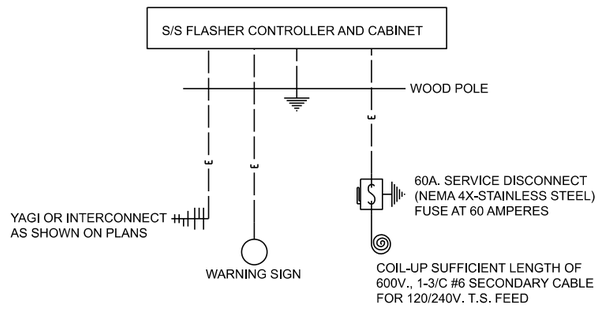

WARNING SIGN TRAFFIC INSTALL CABLE DIAGRAM FOR HARDWIRED APPLICATIONS

CABLES TO BE USED UNLESS SPECIFIED OTHERWISE
1. 1W-3C TRAFFIC SIGNAL CABLES ARE 5/C#16 PJ. 2. PEDESTRIAN SIGNAL CABLES ARE 7/C#16 PJ. 3. PUSHBUTTON CABLES ARE 2/C#16 SHIELDED PJ. 4. YAGI ANTENNA CABLES ARE LMR 400 OR APPROVED EQUAL.

TRAFFIC SIGNAL INSTALL SHEET

FINAL ROW PLAN REVISIONS SUBMITTAL DATE:															
NO.	DATE	AUTH	DESCRIPTION	NO.	DATE	AUTH	DESCRIPTION		MDOT Michigan Department of Transportation	NO SCALE		DATE: 05/11/26	CS:	HAWK SIGNAL SAMPLE PLAN	DRAWING SHEET
												DESIGN UNIT:TRAFFIC SIGNALS	JN:		SECT
											FILE:	TSC:		SIG-DESIGN-030-G	3 OF 3