

KEY

← TRAFFIC FLOW

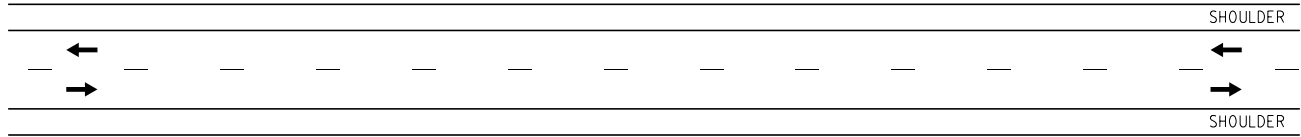
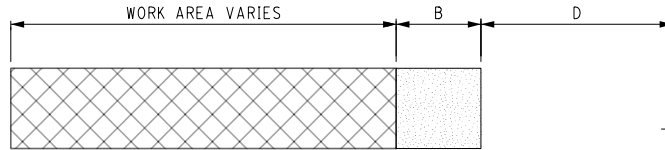
STANDARD NOTES

(SEE 102-GEN-NOTES)

GENERAL: G1, G2, G4
SIGNING: S1
MAINT & SURV: MS2, MS4



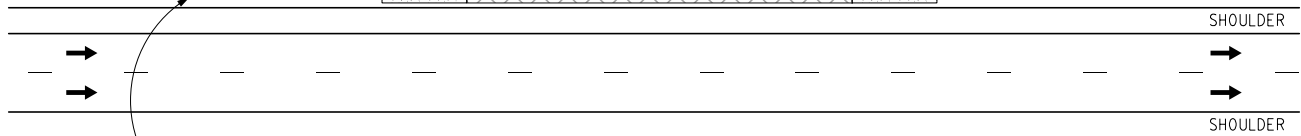
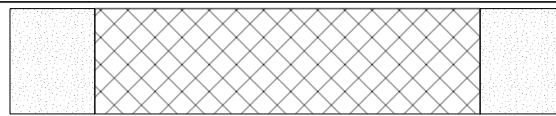
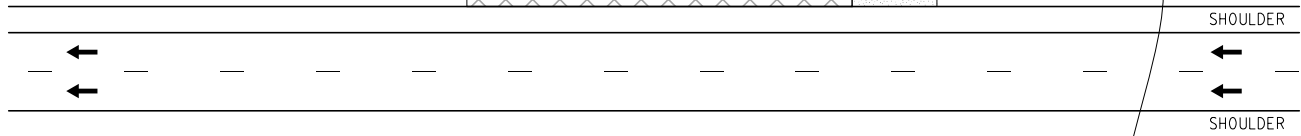
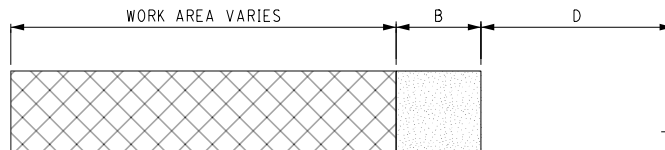
W21-6



UNDIVIDED MULTI-LANE ROADWAY



W21-6



W21-6

DIVIDED ROADWAY

NOTES

1. FOR SHORT-DURATION OR MOBILE OPERATIONS, NO SIGNS ARE REQUIRED IF APPROPRIATELY EQUIPPED VEHICLES ARE USED.
2. IF THE OPERATION HAS VEHICLE(S) PARKED ON THE SHOULDER OR VEHICLES ACCESSING THE WORK SITE VIA THE HIGHWAY OR CROSSING THE HIGHWAY TO PERFORM OPERATIONS, A W21-6 SIGN, W20-1 SIGN, OR AN ARROW BOARD IN CAUTION MODE SHALL BE USED.
3. WORK VEHICLES SHOULD BE PARKED AS FAR OFF THE TRAVELED WAY AS PRACTICAL.
4. IF THE WORK SPACE IS IN THE MEDIAN OF A DIVIDED ROADWAY, ADVANCE WARNING SIGNS SHALL BE PLACED IN BOTH DIRECTIONS OF TRAVEL.
5. VEHICLES AND PERSONNEL SHOULD ALL BE LOCATED AND PARKED ON THE SAME SIDE OF THE ROADWAY TO THE EXTENT PRACTICAL.

NOT TO SCALE

| | | | | |
|--------------------------|---------------------------------------------|---------------------------------------|-----------------------|-----------------------|
| | SURVEYING MAINTAINING TRAFFIC TYPICAL | DURATION: APPLIES TO ALL DURATIONS | WORK OUTSIDE SHOULDER | DATE: MAY 2021 |
| | | | | NO: 5000-S-SHL-OUT |
| FILE: 5000-S-SHL-OUT.dgn | | | | SHEET: 1 OF 1 |