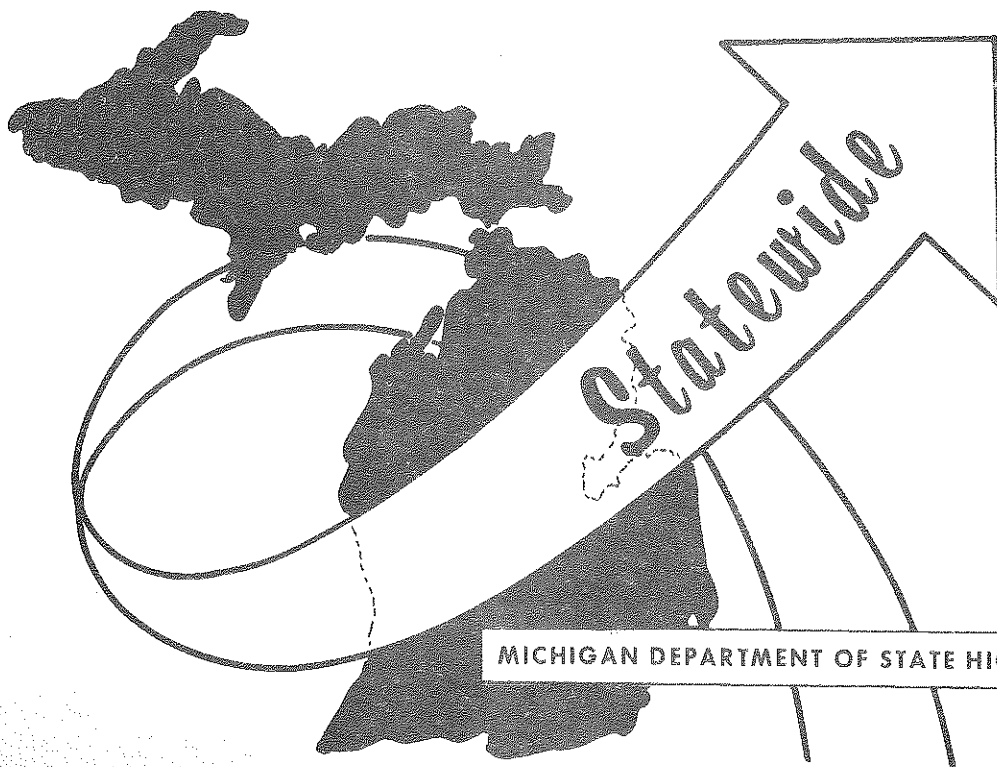


HE  
147.6  
.M5  
RH3-15

# Statewide Transportation Analysis & Research

SANILAC CO.  
RURAL O&D STUDY  
STATEWIDE ZONE 426  
1975



MICHIGAN DEPARTMENT OF STATE HIGHWAYS AND TRANSPORTATION

## TABLE OF CONTENTS

INTRODUCTION

GENERAL STUDY LOCATION MAP

DETAILED STATION LOCATION MAP

STATION DESCRIPTIONS

SUMMARY OF ANALYSIS COMPLETED

DATA EXPANSION

A. PRELIMINARY

B. FINAL W/THRUS NOT HALF-FACTORED

VEHICLE TYPE - TRIP PURPOSE SUMMARY

A. TERMINAL TRIPS

TRIP END SUMMARY

TRIP LENGTH ANALYSIS

A. IN 1 MIN. INCREMENTS

B. IN 10 MIN. INCREMENTS

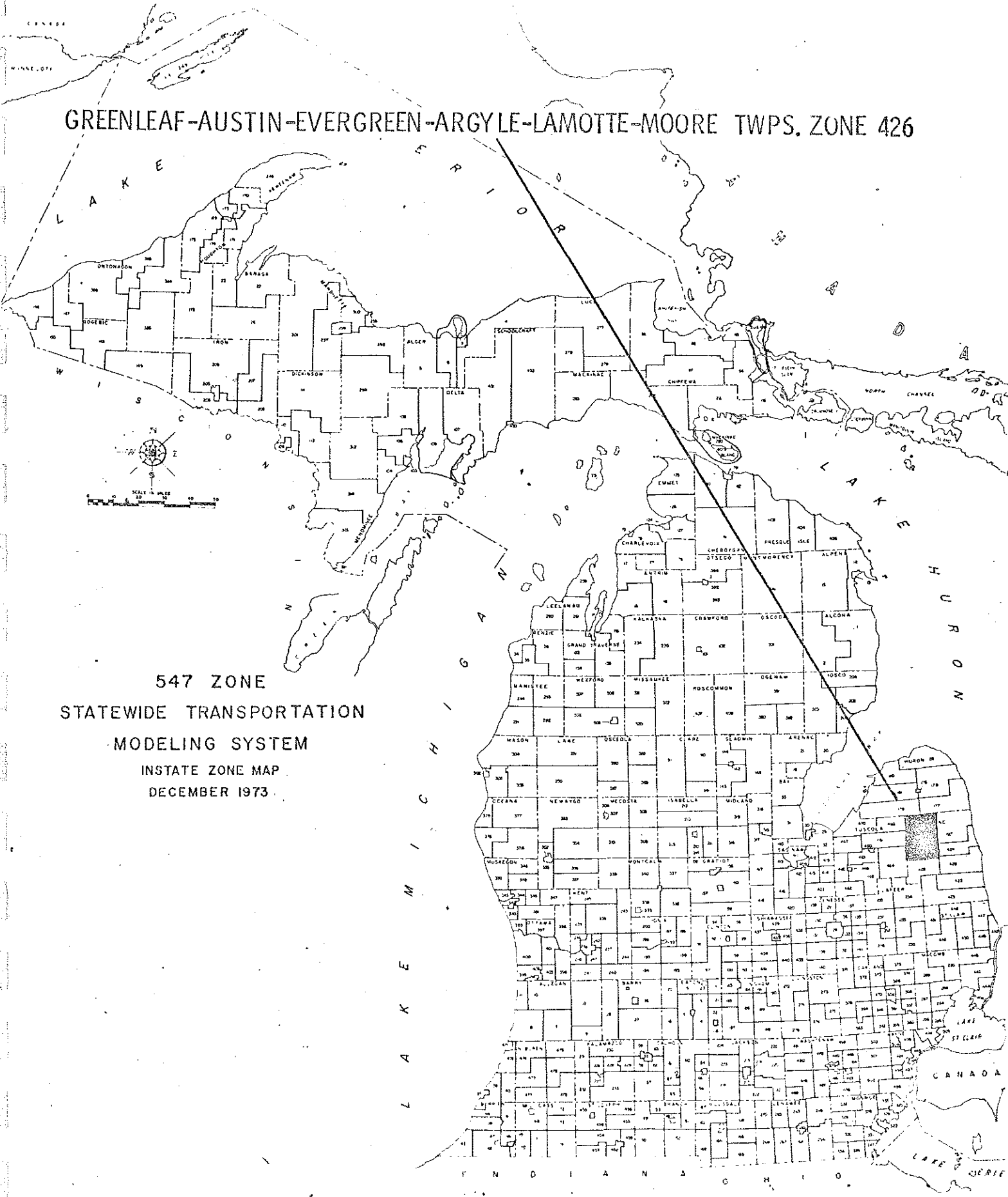
INTRODUCTION

## INTRODUCTION

This Origin and Destination Report concerns data collection and preliminary analysis of travel into and out of Zone 426 (consisting of Greenleaf, Austin, Evergreen, Argyle, Lamotte, and Moore Townships) in Sanilac County, Michigan. Results will be used primarily to improve the trip generation-distribution models used for forecasting future statewide travel. The analysis in this report is of total travel to and from the study area. Further analysis, by station, may be desired. If so, the sorted trip-details tape numbers and trip tables tape numbers are available from the Statewide Transportation Planning Procedures Section.

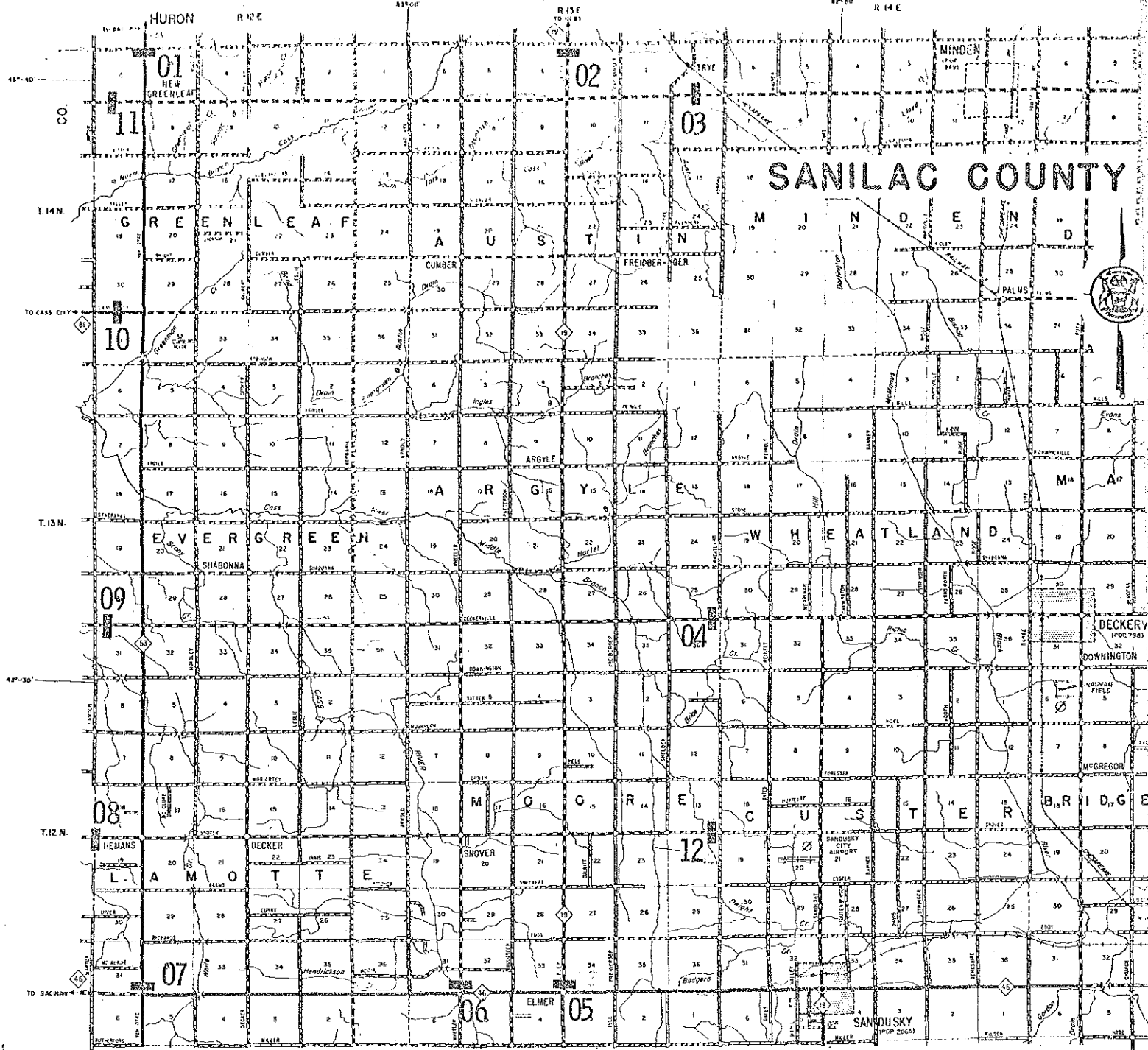
GENERAL STUDY LOCATION MAP

GREENLEAF-AUSTIN-EVERGREEN-ARGYLE-LAMOTTE-MOORE TWPS. ZONE 426

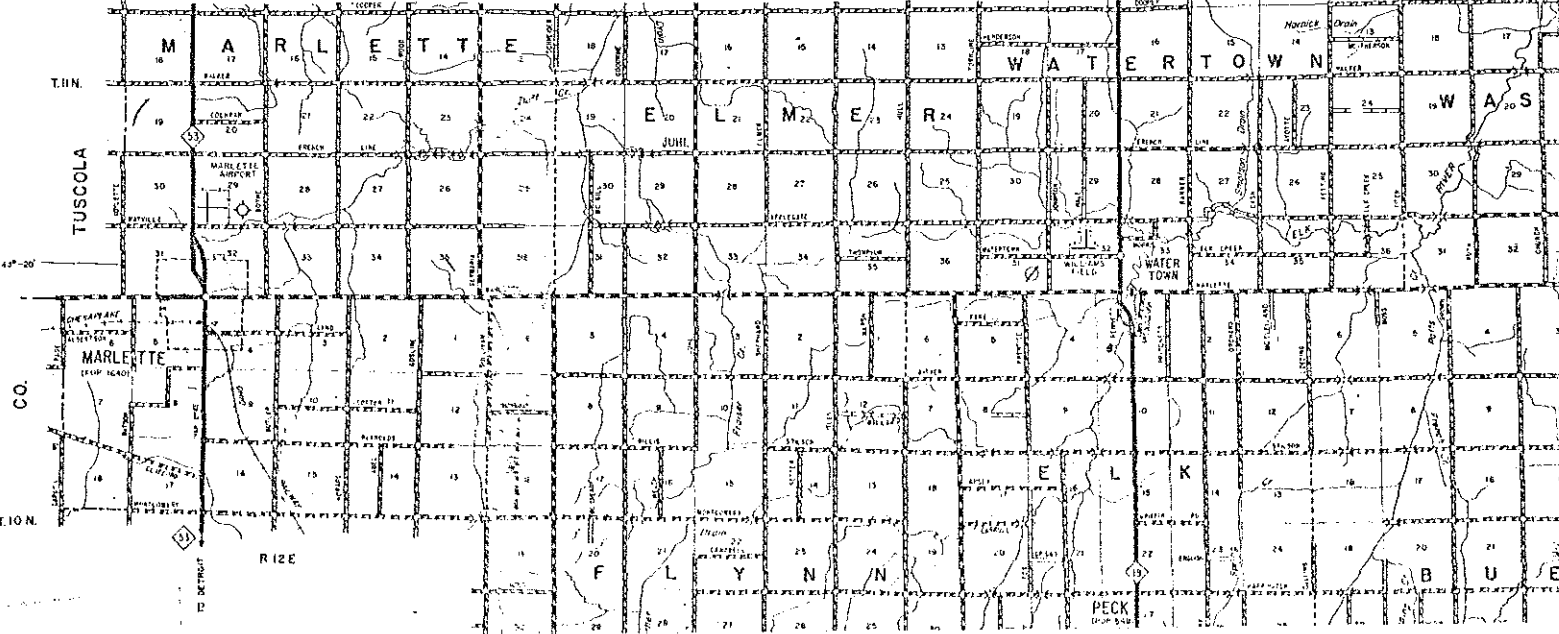


547 ZONE  
STATEWIDE TRANSPORTATION  
MODELING SYSTEM  
INSTATE ZONE MAP  
DECEMBER 1973

DETAILED STATION LOCATION MAP



**GREENLEAF - AUSTIN - EVERGREEN - ARGYLE - LAMOTTE - MOORE TWP. AREA MAP**





STATION DESCRIPTIONS

STATEWIDE STATION NO.	IF E.O.&D.	FILE NO.	LOCATION (Sanilac Co.,)	COUNTY	DATE OF OPERATION & DAY	HOURS OPER.	NO. OF INTERVIEWS TAKEN	24 HR CLASSIFICATION COUNT
0048-01		609	M-53 N. (Van Dyke Rd) 0.2 Mi. So. of N.C.L.	76 Sanilac	6-11 Wed.	6A-8P	1296	2037
0131-02		610	M-19N. (Uibly Rd.) 0.3 Mi. So. of N.C.L.	76 Sanilac	6-10 Tue.	6A-8P	876	1075
0126-03		611	Bay City Forestville East, 0.6 Mi. W. of Verona Rd.	76 Sanilac	6-20 Fri.	6A-1P	156	427
					6-16 Mon.	1P-8P	182	
0125-04		612	Deckerville Rd. East, 0.2 Mi. W. of Wheat land Rd.	76 Sanilac	6-13 Fri.	6A-1P	220	690
					6-18 Wed.	1P-8P	310	
0006-05		613	M-19S. (Uibly Rd.) 0.2 Mi. N. of M-46	76 Sanilac	6-12 Thur.	6A-1P	452	996
					6-19 Thur.	1P-8P	361	
0129-06		614	Wheeler Rd. S., 0.2 Mi. N. of M-46	76 Sanilac	6-17 Tues.	6A-8P	312	389
0091-07		615	M-53 (VanDyke Rd.) Sq. 0.3 Mi. N. of M-46	76 Sanilac	6-12 Thur.	6A-1P	827	2391
					6-18 Wed.	1P-8P	1018	
0127-08		616	Snover Rd., 1.0 Mi. W. of Van Dyke Rd. @ W.C.L.	76 Sanilac	6-13 Fri.	6A-1P	80	232
					6-9 Mon.	1P-8P	98	
0118-09		617	Deckerville Rd. W. 0.2 Mi. E. of Lamton Rd.	76 Sanilac	6-18 Wed.	6A-8P	445	543
0035-10		618	M-81 (Cass City Rd.) 0.4 Mi. E. of Lamton Rd.	76 Sanilac	6-19 Thur.	6A-1P	791	2373
					6-17 Tue.	1P-8P	1053	

STATEWIDE STATION NO.	FILE NO.	LOCATION (Sanilac Co. Cont.)	COUNTY	DATE OF OPERATION & DAY	HOURS OPER.	NO. OF INTERVIEWS TAKEN	24 HR CLASSIFICATION COUNT
0120-11	619	Bay City Forestville Rd. W., 0.4 Mi. E. of Lamton Rd.	Sanilac	6-20 Fri.	6A-1P	204	560
				6-16 Mon.	1P-8P	243	
0132-12	620	Stover Rd. E., 0.2 Mi. W. of Wheatland or Townline	Sanilac	6-19 Thur.	6A-8P	338	445

SUMMARY OF ANALYSIS COMPLETED

DATA EXPANSION

## STATION 01 STATEWIDE STATION 76-0048

HOUR PERIOD	DIR	PASSENGER CARS AND TAXIS			SINGLE-UNIT TRUCKS			COMBINATION TRUCKS		
		INTERV	COUNTS	FACTOR	INTERV	COUNTS	FACTOR	INTERV	COUNTS	FACTOR
01	1		10			3			2	
02	1		9							
03	1		3						2	
04	1		1						2	
05	1		1							
06	1		2			1			1	
07	1	15	15	1.00	4	5	1.25	2	2	1.00
08	1	25	25	1.00	7	9	1.29	7	7	1.00
09	1	40	41	1.02	19	19	1.00	4	4	1.00
10	1	40	40	1.00	15	15	1.00	1	1	1.00
11	1	57	60	1.05	15	15	1.00	4	4	1.00
12	1	40	41	1.02	11	12	1.09	6	6	1.00
13	1	46	46	1.00	13	15	1.15	10	10	1.00
14	1	29	49	1.69	11	13	1.18	4	6	1.50
15	1	27	49	1.81	9	15	1.67	2	6	3.00
16	1	36	59	1.64	15	21	1.40	1	3	3.00
17	1	23	48	2.09	5	13	2.60	1	6	6.00
18	1	20	44	2.20	4	10	2.50	2	3	1.50
19	1	33	37	1.12	16	16	1.00	1	1	1.00
20	1	25	33	1.32	3	7	2.33			
21	1		31			4				
22	1		22			3			3	
23	1		30			1			2	
24	1		29			2			3	
TOTAL		456	587		147	185		45	59	
DIRECTIONAL FACTOR		587	725	1.24	185	199	1.08	59	74	1.25

## STATION 01 STATEWIDE STATION 76-0048

HOUR PERIOD	DIR	PASSENGER CARS AND TAXIS			SINGLE-UNIT TRUCKS			COMBINATION TRUCKS			
		INTERV	COUNTS	FACTOR	INTERV	COUNTS	FACTOR	INTERV	COUNTS	FACTOR	
01	5		6			1			4		
02	5		8						1		
03	5								2		
04	5		1						4		
05	5		4			1			3		
06	5		5			4			3		
07	5	25	25	1.00	11	11	1.00	1	1	1.00	
08	5	27	28	1.04	14	16	1.14	4	4	1.00	
09	5	30	31	1.03	13	13	1.00	4	4	1.00	
10	5	41	43	1.05	17	18	1.06	7	7	1.00	
11	5	44	46	1.05	7	7	1.00	3	3	1.00	
12	5	52	52	1.00	14	15	1.07	4	4	1.00	
13	5	46	47	1.02	15	15	1.00	3	3	1.00	
14	5	32	46	1.44	10	14	1.40	2	3	1.50	
15	5	32	88	2.75	13	20	1.54	1	3	3.00	
16	5	42	69	1.64	6	12	2.00	5	8	1.60	
17	5	26	59	2.27	10	22	2.20	1	3	3.00	
18	5	21	57	2.71	3	16	5.33	2	3	1.50	
19	5	33	38	1.15	3	3	1.00	5	5	1.00	
20	5	15	23	1.53	2	6	3.00	1	1	1.00	
21	5		34			2			2		
22	5		25			2			1		
23	5		14			2			2		
24	5		9						2		
TOTAL			466	652	138	188		43	52		
DIRECTIONAL FACTOR			652	758	1.16	188	200	1.06	52	76	1.46

STATION 02 STATEWIDE STATION 76-0131

HOUR PERIOD	DIR	PASSENGER CARS AND TAXIS			SINGLE-UNIT TRUCKS			COMBINATION TRUCKS		
		INTERV	COUNTS	FACTOR	INTERV	COUNTS	FACTOR	INTERV	COUNTS	FACTOR
01	1		3							
02	1		8							
03	1		1			1				
04	1									
05	1					1				
06	1		2							
07	1	17	17	1.00	4	4	1.00			
08	1	11	11	1.00	4	4	1.00			
09	1	30	30	1.00	9	11	1.22	1		
10	1	24	24	1.00	17	17	1.00			
11	1	24	24	1.00	12	12	1.00	1	1	1.00
12	1	25	25	1.00	8	8	1.00	4	4	1.00
13	1	16	18	1.13	9	9	1.00			
14	1	22	23	1.05	9	9	1.00	1	1	1.00
15	1	18	18	1.00	7	9	1.29	1	1	1.00
16	1	30	30	1.00	5	5	1.00	1	1	1.00
17	1	22	22	1.00	5	5	1.00			
18	1	29	29	1.00	8	8	1.00			
19	1	24	24	1.00	4	4	1.00			
20	1	28	28	1.00	5	5	1.00	1	1	1.00
21	1		26			5				
22	1		19			3				
23	1		19			3				
24	1		9			1				
TOTAL		320	323		106	110		10	9	
DIRECTIONAL FACTOR		323	410	1.27	110	124	1.13	9	9	1.00



STATION 02 STATEWIDE STATION 76=0131

HOUR PERIOD	DIR	PASSENGER CARS AND TAXIS			SINGLE-UNIT TRUCKS			COMBINATION TRUCKS			
		INTERV	COUNTS	FACTOR	INTERV	COUNTS	FACTOR	INTERV	COUNTS	FACTOR	
01	5		8			2					
02	5		1								
03	5		4								
04	5		1								
05	5		1								
06	5		4			4			2		
07	5	11	11	1.00	7	7	1.00				
08	5	16	16	1.00	5	5	1.00				
09	5	10	10	1.00	7	7	1.00	1	1	1.00	
10	5	17	16	1.06	13	13	1.00	3	3	1.00	
11	5	26	26	1.00	16	16	1.00				
12	5	28	30	1.07	12	12	1.00				
13	5	25	25	1.00	9	10	1.11	1	1	1.00	
14	5	21	21	1.00	10	10	1.00				
15	5	24	24	1.00	13	13	1.00				
16	5	31	31	1.00	6	7	1.17				
17	5	31	32	1.03	12	13	1.08				
18	5	23	23	1.00	7	9	1.29				
19	5	28	28	1.00	2	3	1.50				
20	5	18	18	1.00	3	3	1.00				
21	5		20								
22	5		13								
23	5		11			1					
24	5		6			1					
TOTAL			309	313		122	128		5	5	
DIRECTIONAL FACTOR			313	382	1.22	128	136	1.06	5	7	1.40

STATION 03 STATEWIDE STATION 76-0126

HOUR PERIOD	DIR	PASSENGER CARS AND TAXIS			SINGLE-UNIT TRUCKS			COMBINATION TRUCKS		
		INTERV	COUNTS	FACTOR	INTERV	COUNTS	FACTOR	INTERV	COUNTS	FACTOR
01	3		4						1	
02	3		1							
03	3		1							
04	3									
05	3		1							
06	3		1						1	
07	3				2	2	1.00	2	2	1.00
08	3	4	4	1.00	1	2	2.00			
09	3	9	9	1.00	4	4	1.00			
10	3	3	3	1.00	7	7	1.00			
11	3	5	7	1.40	6	6	1.00	1	1	1.00
12	3	13	9	.69	3	3	1.00	1	2	2.00
13	3	4	5	1.25	6	6	1.00			
14	3	12	13	1.08	4	4	1.00			
15	3	12	13	1.08	4	4	1.00			
16	3	18	18	1.00	3	3	1.00	2	3	1.50
17	3	6	6	1.00	4	4	1.00			
18	3	5	5	1.00	4	4	1.00			
19	3	4	4	1.00	4	4	1.00	1	1	1.00
20	3	5	5	1.00	2	2	1.00			
21	3		7			3				
22	3		6							
23	3		3			1				
24	3		5			2			1	
TOTAL		100	101		54	55		7	9	
DIRECTIONAL FACTOR		101	130	1.29	55	61	1.11	9	12	1.33

## STATION 03 STATEWIDE STATION 76-0126

HOUR PERIOD	DIR	PASSENGER CARS AND TAXIS			SINGLE-UNIT TRUCKS			COMBINATION TRUCKS		
		INTERV	COUNTS	FACTOR	INTERV	COUNTS	FACTOR	INTERV	COUNTS	FACTOR
01	7		4							
02	7									
03	7					1				
04	7					1				
05	7					1				
06	7		1			2				
07	7	10	10	1.00						
08	7	10	10	1.00	3	3	1.00	1	1	1.00
09	7	5	5	1.00	2	2	1.00	1	1	1.00
10	7	8	8	1.00	5	5	1.00	1	1	1.00
11	7	9	10	1.11	8	8	1.00	1	1	1.00
12	7	7	14	2.00	3	3	1.00	3	2	.67
13	7	5	6	1.20	3	3	1.00			
14	7	13	13	1.00	5	6	1.20	1	1	1.00
15	7	11	11	1.00	2	3	1.50	1	1	1.00
16	7	6	6	1.00	2	2	1.00	1	1	1.00
17	7	12	12	1.00	5	5	1.00			
18	7	8	8	1.00	3	3	1.00			
19	7	5	5	1.00	3	3	1.00	2	2	1.00
20	7	8	8	1.00	3	3	1.00			
21	7		2			2				
22	7		5			1				
23	7		4			2				
24	7		4			1				
TOTAL		117	126		47	49		12	11	
DIRECTIONAL FACTOR		126	146	1.16	49	60	1.22	11	11	1.00

## STATION 04 STATEWIDE STATION 76-0125

HOUR PERIOD	DIR	PASSENGER CARS AND TAXIS			SINGLE-UNIT TRUCKS			COMBINATION TRUCKS		
		INTERV	COUNTS	FACTOR	INTERV	COUNTS	FACTOR	INTERV	COUNTS	FACTOR
01	3		3			2				
02	3		4							
03	3		2							
04	3		1			1				
05	3									
06	3		3			1				
07	3	14	14	1.00	1	1	1.00			
08	3	11	11	1.00	8	8	1.00			
09	3	14	14	1.00	4	5	1.25			
10	3	16	16	1.00	5	5	1.00	2	2	1.00
11	3	13	13	1.00	6	6	1.00	1	1	1.00
12	3	7	7	1.00	1	1	1.00	1	1	1.00
13	3	8	9	1.13	2	2	1.00			
14	3	16	17	1.06	7	7	1.00	1	1	1.00
15	3	22	23	1.05	5	5	1.00			
16	3	30	32	1.07	3	3	1.00	1		
17	3	21	21	1.00	8	8	1.00	2	2	1.00
18	3	17	17	1.00	7	7	1.00			
19	3	12	12	1.00	5	5	1.00			
20	3	17	17	1.00	1	1	1.00			
21	3		9			6				
22	3		11			3				
23	3		6			1				
24	3		11			5				
TOTAL		218	223		63	64		8	7	
DIRECTIONAL FACTOR		223	273	1.22	64	83	1.30	7	7	1.00

STATION 04 STATEWIDE STATION 76-0125

HOUR PERIOD	DIR	PASSENGER CARS AND TAXIS			SINGLE-UNIT TRUCKS			COMBINATION TRUCKS			
		INTERV	COUNTS	FACTOR	INTERV	COUNTS	FACTOR	INTERV	COUNTS	FACTOR	
01	7		12								
02	7		2			2					
03	7		1								
04	7		2								
05	7		2								
06	7										
07	7	7	7	1.00	2	2	1.00				
08	7	15	15	1.00	5	6	1.20				
09	7	12	13	1.08	3	3	1.00	1	1	1.00	
10	7	2	2	1.00	4	4	1.00	1	1	1.00	
11	7	9	9	1.00	4	4	1.00				
12	7	18	18	1.00	2	2	1.00	1	1	1.00	
13	7	14	14	1.00	3	5	1.67	2			
14	7	13	14	1.08	5	5	1.00	1	1	1.00	
15	7	9	9	1.00	6	6	1.00	3	3	1.00	
16	7	15	15	1.00	6	6	1.00				
17	7	13	13	1.00	11	11	1.00				
18	7	14	14	1.00	6	6	1.00	1	1	1.00	
19	7	6	7	1.17	4	4	1.00	1	1	1.00	
20	7	20	20	1.00	1	1	1.00				
21	7		10			4					
22	7		13			4			1		
23	7		8			2					
24	7		2			1					
TOTAL			167	170		62	65		11	9	
DIRECTIONAL FACTOR			170	222	1.31	65	78	1.20	9	10	1.11

STATION 05 STATEWIDE STATION 76-0006

HOUR PERIOD	DIR	PASSENGER CARS AND TAXIS			SINGLE-UNIT TRUCKS			COMBINATION TRUCKS		
		INTERV	COUNTS	FACTOR	INTERV	COUNTS	FACTOR	INTERV	COUNTS	FACTOR
01	1									
02	1		3							
03	1									
04	1		1			1				
05	1		2							
06	1		2			2				
07	1	6	7	1.17				2	2	1.00
08	1	6	6	1.00	2	2	1.00	3	3	1.00
09	1	14	14	1.00	3	3	1.00	2	2	1.00
10	1	19	19	1.00	7	7	1.00			
11	1	12	14	1.17	9	9	1.00	1	1	1.00
12	1	31	32	1.03	7	7	1.00			
13	1	16	16	1.00	7	7	1.00			
14	1	24	25	1.04	8	8	1.00			
15	1	19	19	1.00	7	7	1.00	1	1	1.00
16	1	23	23	1.00	13	13	1.00	1	1	1.00
17	1	32	32	1.00	8	10	1.25	1	1	1.00
18	1	43	43	1.00	12	13	1.08	1	1	1.00
19	1	20	21	1.05	6	6	1.00			
20	1	23	23	1.00	5	5	1.00			
21	1		20			4			1	
22	1		15			6				
23	1		13			1				
24	1		11						1	
TOTAL		288	294		94	97		12	12	
DIRECTIONAL FACTOR		294	361	1.23	97	111	1.14	12	14	1.17

STATION 05 STATEWIDE STATION 76-0006

HOUR PERIOD	DIR	PASSENGER CARS AND TAXIS			SINGLE-UNIT TRUCKS			COMBINATION TRUCKS					
		INTERV	COUNTS	FACTOR	INTERV	COUNTS	FACTOR	INTERV	COUNTS	FACTOR			
01	5		5						1				
02	5												
03	5												
04	5												
05	5		4			1							
06	5		6			4			2				
07	5	18	18	1.00	11	11	1.00						
08	5	16	16	1.00	9	9	1.00						
09	5	21	21	1.00	8	8	1.00						
10	5	31	32	1.03	4	4	1.00	1					
11	5	27	27	1.00	6	6	1.00	2	2	1.00			
12	5	20	20	1.00	7	7	1.00	1	1	1.00			
13	5	22	22	1.00	9	9	1.00	2	2	1.00			
14	5	39	39	1.00	7	7	1.00	2	2	1.00			
15	5	27	27	1.00	8	8	1.00	2	2	1.00			
16	5	17	17	1.00	4	4	1.00						
17	5	16	16	1.00	9	9	1.00	1	1	1.00			
18	5	26	26	1.00	6	7	1.17						
19	5	21	21	1.00	5	5	1.00						
20	5	10	10	1.00	5	5	1.00						
21	5		11			4							
22	5		8			2							
23	5		13			2							
24	5		8										
TOTAL			311		312		98		99		11	10	
DIRECTIONAL FACTOR			312		367	1.18	99		112	1.13	10	13	1.30

STATION 06 STATEWIDE STATION 76-0129

HOUR PERIOD	DIR	PASSENGER CARS AND TAXIS			SINGLE-UNIT TRUCKS			COMBINATION TRUCKS		
		INTERV	COUNTS	FACTOR	INTERV	COUNTS	FACTOR	INTERV	COUNTS	FACTOR
01	1		1			1				
02	1									
03	1									
04	1		1							
05	1		1							
06	1		1			1				
07	1	6	6	1.00						
08	1	2	2	1.00	3	4	1.33			
09	1	5	5	1.00	4	4	1.00			
10	1	6	6	1.00	1	1	1.00	2	2	1.00
11	1	9	6	.67	6	4	.67			
12	1	4	4	1.00	3	3	1.00	1	1	1.00
13	1	11	11	1.00	1	1	1.00			
14	1	7	7	1.00	4	4	1.00	1	1	1.00
15	1	9	9	1.00	7	7	1.00			
16	1	8	8	1.00	4	4	1.00			
17	1	15	15	1.00	3	3	1.00			
18	1	15	15	1.00	5	5	1.00			
19	1	5	5	1.00	4	4	1.00			
20	1	5	5	1.00	4	4	1.00			
21	1		21							
22	1		8							
23	1		4							
24	1		5			2				
TOTAL		107	104		49	48		4	4	
DIRECTIONAL FACTOR		104	146	1.40	48	52	1.06	4	4	1.00



STATION 06 STATEWIDE STATION 76-0129

HOUR PERIOD	DIR	PASSENGER CARS AND TAXIS			SINGLE-UNIT TRUCKS			COMBINATION TRUCKS		
		INTERV	COUNTS	FACTOR	INTERV	COUNTS	FACTOR	INTERV	COUNTS	FACTOR
01	5		2							
02	5		2							
03	5		1							
04	5		1							
05	5		2							
06	5		1						1	
07	5	3	3	1.00	2	2	1.00			
08	5	5	5	1.00	3	3	1.00			
09	5	7	7	1.00	4	4	1.00	1	1	1.00
10	5	6	6	1.00	5	5	1.00	1	1	1.00
11	5	6	6	1.00	3	3	1.00			
12	5	14	14	1.00	4	4	1.00			
13	5	4	4	1.00	4	4	1.00	1	1	1.00
14	5	8	8	1.00	3	3	1.00			
15	5	12	12	1.00	4	4	1.00			
16	5	9	9	1.00	3	3	1.00			
17	5	14	14	1.00	2	2	1.00	2	2	1.00
18	5	5	5	1.00	1	1	1.00	1	1	1.00
19	5	12	12	1.00	2	2	1.00			
20	5	6	6	1.00						
21	5		5							
22	5		2							
23	5		5			1				
24	5		5							
TOTAL		111	111		40	40		6	6	
DIRECTIONAL FACTOR		111	137	1.23	40	41	1.02	6	7	1.17

## STATION 07 STATEWIDE STATION 76-0091

HOUR PERIOD	DIR	PASSENGER CARS AND TAXIS			SINGLE-UNIT TRUCKS			COMBINATION TRUCKS		
		INTERV	COUNTS	FACTOR	INTERV	COUNTS	FACTOR	INTERV	COUNTS	FACTOR
01	1		17						1	
02	1		17			5				
03	1		8			1				
04	1		5						1	
05	1		4			2			1	
06	1		4			1			2	
07	1	8	9	1.13	1	1	1.00			
08	1	18	18	1.00	12	15	1.25	3	6	2.00
09	1	29	30	1.03	13	13	1.00	5	5	1.00
10	1	43	43	1.00	5	12	2.40	6	6	1.00
11	1	49	50	1.02	11	12	1.09	2	2	1.00
12	1	52	52	1.00	16	10	.63	5	6	1.20
13	1	52	50	.96	24	12	.50	5	4	.80
14	1	51	55	1.08	15	15	1.00	9	9	1.00
15	1	38	38	1.00	20	22	1.10	5	5	1.00
16	1	53	54	1.02	23	23	1.00	1	2	2.00
17	1	63	65	1.03	15	16	1.07	5	4	.80
18	1	56	57	1.02	29	29	1.00	4	4	1.00
19	1	55	56	1.02	12	13	1.08	3	3	1.00
20	1	39	39	1.00	7	7	1.00	2	2	1.00
21	1		34			11			2	
22	1		37			8			6	
23	1		31			9			3	
24	1		22			2			1	
TOTAL		606	616		203	200		55	58	
DIRECTIONAL FACTOR		616	795	1.29	200	239	1.20	58	75	1.29

## STATION 07 STATEWIDE STATION 76-0091

HOUR PERIOD	DIR	PASSENGER CARS AND TAXIS			SINGLE-UNIT TRUCKS			COMBINATION TRUCKS		
		INTERV	COUNTS	FACTOR	INTERV	COUNTS	FACTOR	INTERV	COUNTS	FACTOR
01	5		4			1			1	
02	5		2			2			5	
03	5		1						2	
04	5		2			1			5	
05	5		11			1			4	
06	5		14			10			3	
07	5	35	36	1.03	21	21	1.00	3	3	1.00
08	5	31	33	1.06	26	26	1.00	2	2	1.00
09	5	45	47	1.04	11	12	1.09	2	2	1.00
10	5	40	40	1.00	27	27	1.00	3	3	1.00
11	5	63	65	1.03	35	34	.97	7	7	1.00
12	5	35	35	1.00	13	13	1.00	2	2	1.00
13	5	48	54	1.13	12	24	2.00	4	5	1.25
14	5	53	54	1.02	23	27	1.17	9	9	1.00
15	5	60	61	1.02	22	22	1.00	7	7	1.00
16	5	54	54	1.00	15	15	1.00	4	4	1.00
17	5	52	58	1.12	11	14	1.27	7	7	1.00
18	5	42	41	.98	14	18	1.29	2	6	3.00
19	5	50	50	1.00	9	10	1.11	2	1	.50
20	5	49	51	1.04	16	16	1.00	4	4	1.00
21	5		36			5			6	
22	5		35			6			1	
23	5		25			2			3	
24	5		11			7			4	
TOTAL		657	679		255	279		58	62	
DIRECTIONAL FACTOR		679	820	1.21	279	314	1.13	62	96	1.55

STATION 08 STATEWIDE STATION 76-0127

HOUR PERIOD	DIR	PASSENGER CARS AND TAXIS			SINGLE-UNIT TRUCKS			COMBINATION TRUCKS		
		INTERV	COUNTS	FACTOR	INTERV	COUNTS	FACTOR	INTERV	COUNTS	FACTOR
01	3		1							
02	3		2							
03	3		1			1				
04	3									
05	3									
06	3		2							
07	3	4	4	1.00						
08	3	2	2	1.00	4	4	1.00			
09	3	5	5	1.00	1	1	1.00			
10	3	8	8	1.00	2	2	1.00			
11	3	3	3	1.00	1	1	1.00			
12	3	4	4	1.00						
13	3	3	3	1.00						
14	3	5	5	1.00	1	1	1.00	1	1	1.00
15	3	1	1	1.00	1	1	1.00			
16	3	7	7	1.00	1	1	1.00			
17	3	8	8	1.00	4	4	1.00			
18	3	3	3	1.00	3	3	1.00			
19	3	5	5	1.00						
20	3	1	1	1.00						
21	3		5			1				
22	3		3			1				
23	3		2							
24	3		4			1				
TOTAL		59	59		18	18		1	1	
DIRECTIONAL FACTOR		59	79	1.34	18	22	1.22	1	1	1.00

STATION 08 STATEWIDE STATION 76-0127

HOUR PERIOD	DIR	PASSENGER CARS AND TAXIS			SINGLE-UNIT TRUCKS			COMBINATION TRUCKS		
		INTERV	COUNTS	FACTOR	INTERV	COUNTS	FACTOR	INTERV	COUNTS	FACTOR
01	7		2							
02	7		1			1				
03	7		2							
04	7									
05	7		1							
06	7									
07	7				1	1	1.00			
08	7	1	1	1.00	2	2	1.00			
09	7	4	4	1.00						
10	7	5	5	1.00	2	2	1.00	2	2	1.00
11	7	8	8	1.00						
12	7	8	8	1.00						
13	7	7	7	1.00	3	3	1.00			
14	7	6	6	1.00	2	2	1.00			
15	7	7	7	1.00	3	3	1.00			
16	7	4	4	1.00						
17	7	5	5	1.00	3	3	1.00			
18	7	4	4	1.00	4	4	1.00			
19	7	8	9	1.13	3	3	1.00			
20	7	7	7	1.00	1	1	1.00			
21	7		2			2				
22	7		6			4				
23	7		4							
24	7		2			1				
TOTAL		74	75		24	24		2	2	
DIRECTIONAL FACTOR		75	95	1.27	24	32	1.33	2	2	1.00

## STATION 09 STATEWIDE STATION 76-0118

HOUR PERIOD	DIR	PASSENGER CARS AND TAXIS			SINGLE-UNIT TRUCKS			COMBINATION TRUCKS		
		INTERV	COUNTS	FACTOR	INTERV	COUNTS	FACTOR	INTERV	COUNTS	FACTOR
01	3		6							
02	3		2							
03	3		2							
04	3		1						1	
05	3		1							
06	3		2							
07	3	11	11	1.00	4	4	1.00			
08	3	4	4	1.00	3	3	1.00			
09	3	11	11	1.00	1	1	1.00			
10	3	6	6	1.00	6	6	1.00			
11	3	6	6	1.00	5	5	1.00			
12	3	13	14	1.08	2	2	1.00			
13	3	10	10	1.00	2	2	1.00			
14	3	8	9	1.13	2	2	1.00	1	1	1.00
15	3	14	14	1.00	4	4	1.00	1	1	1.00
16	3	19	19	1.00				2	2	1.00
17	3	25	25	1.00	10	10	1.00			
18	3	16	16	1.00	7	8	1.14			
19	3	13	13	1.00	6	6	1.00			
20	3	10	10	1.00	3	3	1.00			
21	3		7			5				
22	3		8			2				
23	3		5			1				
24	3									
TOTAL		166	168		55	56		4	4	
DIRECTIONAL FACTOR		168	202	1.20	56	64	1.14	4	5	1.25

## STATION 09 STATEWIDE STATION 76-0118

HOUR PERIOD	DIR	PASSENGER CARS AND TAXIS			SINGLE-UNIT TRUCKS			COMBINATION TRUCKS		
		INTERV	COUNTS	FACTOR	INTERV	COUNTS	FACTOR	INTERV	COUNTS	FACTOR
01	7		2							
02	7		1			1				
03	7									
04	7									
05	7		2							
06	7		3			1				
07	7	11	11	1.00	5	5	1.00			
08	7	20	20	1.00	4	4	1.00			
09	7	8	9	1.13	1	1	1.00			
10	7	7	7	1.00	3	3	1.00	1	1	1.00
11	7	6	6	1.00	2	2	1.00			
12	7	9	9	1.00	4	4	1.00	1	1	1.00
13	7	17	17	1.00	1	1	1.00	1	1	1.00
14	7	12	12	1.00	5	5	1.00	1	1	1.00
15	7	8	8	1.00	4	4	1.00	1	1	1.00
16	7	9	9	1.00	5	5	1.00			
17	7	9	9	1.00	8	8	1.00			
18	7	16	16	1.00	8	8	1.00	1	1	1.00
19	7	15	15	1.00	4	4	1.00			
20	7	9	9	1.00	2	2	1.00			
21	7		6			3				
22	7		6			4				
23	7		5			1				
24	7		2			1				
TOTAL		156	157		56	56		6	6	
DIRECTIONAL FACTOR		157	184	1.17	56	67	1.20	6	6	1.00

STATION 10 STATEWIDE STATION 76-0035

HOUR PERIOD	DIR	PASSENGER CARS AND TAXIS			SINGLE-UNIT TRUCKS			COMBINATION TRUCKS		
		INTERV	COUNTS	FACTOR	INTERV	COUNTS	FACTOR	INTERV	COUNTS	FACTOR
01	3		9			1			1	
02	3		5			1				
03	3		5						1	
04	3		2							
05	3		3							
06	3		1			2				
07	3	14	14	1.00	6	8	1.33	1	1	1.00
08	3	11	12	1.09	14	18	1.29	1	4	4.00
09	3	25	29	1.16	13	14	1.08			
10	3	43	43	1.00	14	15	1.07	2	2	1.00
11	3	54	57	1.06	15	15	1.00	1	1	1.00
12	3	42	46	1.10	21	24	1.14	2	2	1.00
13	3	46	46	1.00	17	18	1.06	1	1	1.00
14	3	53	56	1.06	25	28	1.12	6	6	1.00
15	3	58	59	1.02	26	28	1.08			
16	3	94	99	1.05	25	25	1.00			
17	3	74	74	1.00	17	18	1.06	1	1	1.00
18	3	65	65	1.00	20	20	1.00			
19	3	44	46	1.05	21	21	1.00			
20	3	36	38	1.06	10	10	1.00	1	1	1.00
21	3		42			11			2	
22	3		29			5				
23	3		26			4				
24	3		33			7				
TOTAL		659	684		244	262		16	19	
DIRECTIONAL FACTOR		684	839	1.23	262	293	1.12	19	23	1.21



## STATION 10 STATEWIDE STATION 76-0035

HOUR PERIOD	DIR	PASSENGER CARS AND TAXIS			SINGLE-UNIT TRUCKS			COMBINATION TRUCKS		
		INTERV	COUNTS	FACTOR	INTERV	COUNTS	FACTOR	INTERV	COUNTS	FACTOR
01	7		9						1	
02	7		8						2	
03	7		3						1	
04	7		1							
05	7		3			1			1	
06	7		4			2				
07	7	52	72	1.38	12	16	1.33		1	
08	7	29	34	1.17	12	14	1.17			
09	7	49	50	1.02	20	21	1.05			
10	7	56	57	1.02	17	18	1.06	1	1	1.00
11	7	45	49	1.09	18	23	1.28			
12	7	47	47	1.00	18	22	1.22	2	2	1.00
13	7	50	53	1.06	17	17	1.00	3	3	1.00
14	7	68	70	1.03	29	29	1.00	2	2	1.00
15	7	68	71	1.04	26	30	1.15	1	1	1.00
16	7	59	60	1.02	18	19	1.06	4	4	1.00
17	7	44	45	1.02	21	22	1.05	3	3	1.00
18	7	40	40	1.00	11	12	1.09			
19	7	28	28	1.00	10	10	1.00			
20	7	30	30	1.00	14	14	1.00			
21	7		54			19				
22	7		29			13				
23	7		37			6			2	
24	7		9			8				
TOTAL		665	706		243	267		16	17	
DIRECTIONAL FACTOR		706	863	1.22	267	316	1.18	17	24	1.41

STATION 11 STATEWIDE STATION 76-0120

HOUR PERIOD	DIR	PASSENGER CARS AND TAXIS			SINGLE-UNIT TRUCKS			COMBINATION TRUCKS		
		INTERV	COUNTS	FACTOR	INTERV	COUNTS	FACTOR	INTERV	COUNTS	FACTOR
01	3		2							
02	3		1							
03	3									
04	3		1							
05	3									
06	3		1							
07	3	2	2	1.00	1	1	1.00			
08	3	16	16	1.00	3	4	1.33	1	1	1.00
09	3	6	6	1.00	7	7	1.00	1	1	1.00
10	3	15	15	1.00	6	6	1.00			
11	3	10	10	1.00	2	2	1.00			
12	3	9	9	1.00	4	4	1.00	1	1	1.00
13	3	8	9	1.13	6	6	1.00			
14	3	11	12	1.09	2	3	1.50	1	1	1.00
15	3	15	15	1.00	12	13	1.08			
16	3	17	16	.94	6	6	1.00	1	1	1.00
17	3	11	12	1.09	2	2	1.00	1	1	1.00
18	3	13	13	1.00	4	4	1.00			
19	3	16	16	1.00	4	4	1.00			
20	3	9	10	1.11	4	4	1.00			
21	3		7			2				
22	3		7							
23	3		6							
24	3		6							
TOTAL		158	161		63	66		6	6	
DIRECTIONAL FACTOR		161	192	1.19	66	68	1.03	6	6	1.00

## STATION 11 STATEWIDE STATION 76-0120

HOUR PERIOD	DIR	PASSENGER CARS AND TAXIS			SINGLE-UNIT TRUCKS			COMBINATION TRUCKS		
		INTERV	COUNTS	FACTOR	INTERV	COUNTS	FACTOR	INTERV	COUNTS	FACTOR
01	7		3							
02	7		3							
03	7		2							
04	7		3							
05	7									
06	7		8			6				
07	7	12	12	1.00	2	2	1.00	1	1	1.00
08	7	6	6	1.00	5	5	1.00	1	1	1.00
09	7	2	2	1.00	2	2	1.00			
10	7	15	15	1.00	3	3	1.00	2	2	1.00
11	7	17	17	1.00	2	2	1.00	1	1	1.00
12	7	10	10	1.00	8	8	1.00			
13	7	16	17	1.06	1	1	1.00			
14	7	10	10	1.00	4	4	1.00	2	2	1.00
15	7	19	19	1.00	6	6	1.00	1	1	1.00
16	7	13	15	1.15	5	5	1.00			
17	7	20	20	1.00	3	3	1.00			
18	7	9	9	1.00	6	6	1.00			
19	7	8	9	1.13		1				
20	7	3	5	1.67	2	2	1.00	1	1	1.00
21	7		14							
22	7		8			1				
23	7		7			3				
24	7		3							
TOTAL		160	166		49	50		9	9	
DIRECTIONAL FACTOR		166	217	1.31	50	60	1.20	9	9	1.00

## STATION 12 STATEWIDE STATION 76-0132

HOUR PERIOD	DIR	PASSENGER CARS AND TAXIS			SINGLE-UNIT TRUCKS			COMBINATION TRUCKS		
		INTERV	COUNTS	FACTOR	INTERV	COUNTS	FACTOR	INTERV	COUNTS	FACTOR
01	3		4			3				
02	3		2			1				
03	3		1							
04	3									
05	3		2							
06	3		2			1				
07	3	6	6	1.00						
08	3	5	6	1.20	2	5	2.50			
09	3	13	13	1.00	3	3	1.00			
10	3	9	9	1.00	2	2	1.00	1	1	1.00
11	3	10	10	1.00	9	9	1.00			
12	3	17	18	1.06	5	5	1.00	1	1	1.00
13	3	9	9	1.00	2	2	1.00			
14	3	13	13	1.00	4	4	1.00			
15	3	6	7	1.17	3	2	.67			
16	3	9	9	1.00	4	4	1.00	1	1	1.00
17	3	9	9	1.00	4	4	1.00			
18	3	8	8	1.00	4	4	1.00	1	1	1.00
19	3	4	4	1.00	4	4	1.00			
20	3	12	12	1.00				1	1	1.00
21	3		7			2				
22	3		5			1				
23	3		8			2				
24	3		?							
TOTAL		130	133		46	48		5	5	
DIRECTIONAL FACTOR		133	166	1.25	48	58	1.21	5	5	1.00

## STATION 12 STATEWIDE STATION 76-0132

HOUR PERIOD	DIR	PASSENGER CARS AND TAXIS			SINGLE-UNIT TRUCKS			COMBINATION TRUCKS		
		INTERV	COUNTS	FACTOR	INTERV	COUNTS	FACTOR	INTERV	COUNTS	FACTOR
01	7		1			2				
02	7		2							
03	7									
04	7		1							
05	7					1				
06	7		3			1				
07	7	1	1	1.00	1	1	1.00	1	1	1.00
08	7	7	8	1.14	1	1	1.00			
09	7	5	5	1.00	4	4	1.00	1	1	1.00
10	7	6	6	1.00	6	6	1.00	1	2	2.00
11	7	4	4	1.00	5	5	1.00			
12	7	7	7	1.00	6	7	1.17			
13	7	5	5	1.00	2	2	1.00			
14	7	10	11	1.10	1	1	1.00			
15	7	8	8	1.00	2	2	1.00			
16	7	14	14	1.00	6	6	1.00			
17	7	7	7	1.00	3	4	1.33	1	1	1.00
18	7	10	10	1.00	3	3	1.00			
19	7	8	8	1.00	5	5	1.00			
20	7	14	14	1.00	2	2	1.00			
21	7		9			1				
22	7		6			1				
23	7		8			2				
24	7		3			1				
TOTAL		106	108		47	49		4	5	
DIRECTIONAL FACTOR		108	141	1.31	49	58	1.18	5	5	1.00

SANILAC CO STATION 12

PRELIMINARY EXTERNAL EXPANSION 01046

SINGLE STATION

NOVEMBER 11, 1975

IAS 000000

INT 000000

EXT 009245

TR/TX 000000

TOTAL 009245

## STATION 01 STATEWIDE STATION 76-0048

## 24 HOUR FACTORS

1.24 (PASSENGER CAR AND TAXI)  
1.16 (PASSENGER CAR AND TAXI)

1.08 (SINGLE-UNIT TRUCK AND BUS)  
1.06 (SINGLE-UNIT TRUCK AND BUS)

1.25 (TRAILER COMBINATIONS)  
1.46 (TRAILER COMBINATIONS)

HOUR	PASSENGER CAR AND TAXI		SINGLE-UNIT TRUCK AND BUS		TRAILER COMBINATIONS	
	DIR 1 FACTOR	DIR 5 FACTOR	DIR 1 FACTOR	DIR 5 FACTOR	DIR 1 FACTOR	DIR 5 FACTOR
01						
02						
03						
04						
05						
06						
07	1.00	1.00	1.25	1.00	1.00	1.00
08	1.00	1.04	1.29	1.14	1.00	1.00
09	1.02	1.03	1.00	1.00	1.00	1.00
10	1.00	1.05	1.00	1.06	1.00	1.00
11	1.05	1.05	1.00	1.00	1.00	1.00
12	1.02	1.00	1.09	1.07	1.00	1.00
13	1.00	1.02	1.15	1.00	1.00	1.00
14	1.69	1.44	1.18	1.40	1.50	1.50
15	1.81	2.75	1.67	1.54	3.00	3.00
16	1.64	1.64	1.40	2.00	3.00	1.60
17	2.09	2.27	2.60	2.20	6.00	3.00
18	2.20	2.71	2.50	5.33	1.50	1.50
19	1.12	1.15	1.00	1.00	1.00	1.00
20	1.32	1.53	2.33	3.00		1.00
21						
22						
23						
24						

## STATION 02 STATEWIDE STATION 76-0048

## 24 HOUR FACTORS

1.27 (PASSENGER CAR AND TAXI)  
1.22 (PASSENGER CAR AND TAXI)

1.13 (SINGLE-UNIT TRUCK AND BUS)  
1.06 (SINGLE-UNIT TRUCK AND BUS)

1.00 (TRAILER COMBINATIONS)  
1.40 (TRAILER COMBINATIONS)

HOUR	PASSENGER CAR AND TAXI		SINGLE-UNIT TRUCK AND BUS		TRAILER COMBINATIONS	
	DIR 1 FACTOR	DIR 5 FACTOR	DIR 1 FACTOR	DIR 5 FACTOR	DIR 1 FACTOR	DIR 5 FACTOR
01						
02						
03						
04						
05						
06						
07	1.00	1.00	1.00	1.00		
08	1.00	1.00	1.00	1.00		
09	1.00	1.00	1.22	1.00		1.00
10	1.00	1.06	1.00	1.00		1.00
11	1.00	1.00	1.00	1.00	1.00	
12	1.00	1.07	1.00	1.00	1.00	
13	1.13	1.00	1.00	1.11		1.00
14	1.05	1.00	1.00	1.00	1.00	
15	1.00	1.00	1.29	1.00	1.00	
16	1.00	1.00	1.00	1.17	1.00	
17	1.00	1.03	1.00	1.08		
18	1.00	1.00	1.00	1.29		
19	1.00	1.00	1.00	1.50		
20	1.00	1.00	1.00	1.00	1.00	
21						
22						
23						
24						



STATION 03 STATEWIDE STATION 76-0048

## 24 HOUR FACTORS

1.29 (PASSENGER CAR AND TAXI)  
1.16 (PASSENGER CAR AND TAXI)

1.11 (SINGLE-UNIT TRUCK AND BUS)  
1.22 (SINGLE-UNIT TRUCK AND BUS)

1.33 (TRAILER COMBINATIONS)  
1.00 (TRAILER COMBINATIONS)

HOUR	PASSENGER CAR AND TAXI		SINGLE-UNIT TRUCK AND BUS		TRAILER COMBINATIONS	
	DIR 3 FACTOR	DIR 7 FACTOR	DIR 3 FACTOR	DIR 7 FACTOR	DIR 3 FACTOR	DIR 7 FACTOR
01						
02						
03						
04						
05						
06						
07		1.00	1.00		1.00	
08	1.00	1.00	2.00	1.00		1.00
09	1.00	1.00	1.00	1.00		1.00
10	1.00	1.00	1.00	1.00		1.00
11	1.40	1.11	1.00	1.00	1.00	1.00
12	.69	2.00	1.00	1.00	2.00	.67
13	1.25	1.20	1.00	1.00		
14	1.08	1.00	1.00	1.20		1.00
15	1.08	1.00	1.00	1.50		1.00
16	1.00	1.00	1.00	1.00	1.50	1.00
17	1.00	1.00	1.00	1.00		
18	1.00	1.00	1.00	1.00		
19	1.00	1.00	1.00	1.00	1.00	1.00
20	1.00	1.00	1.00	1.00		
21						
22						
23						
24						

STATION 04 STATEWIDE STATION 76-0048

## 24 HOUR FACTORS

1.22 (PASSENGER CAR AND TAXI)  
1.31 (PASSENGER CAR AND TAXI)

1.30 (SINGLE-UNIT TRUCK AND BUS)  
1.20 (SINGLE-UNIT TRUCK AND BUS)

1.00 (TRAILER COMBINATIONS)  
1.11 (TRAILER COMBINATIONS)

HOUR	PASSENGER CAR AND TAXI		SINGLE-UNIT TRUCK AND BUS		TRAILER COMBINATIONS	
	DIR 3 FACTOR	DIR 7 FACTOR	DIR 3 FACTOR	DIR 7 FACTOR	DIR 3 FACTOR	DIR 7 FACTOR
01						
02						
03						
04						
05						
06						
07	1.00	1.00	1.00	1.00		
08	1.00	1.00	1.00	1.20		
09	1.00	1.08	1.25	1.00		1.00
10	1.00	1.00	1.00	1.00	1.00	1.00
11	1.00	1.00	1.00	1.00	1.00	
12	1.00	1.00	1.00	1.00	1.00	1.00
13	1.13	1.00	1.00	1.67		
14	1.06	1.08	1.00	1.00	1.00	1.00
15	1.05	1.00	1.00	1.00		1.00
16	1.07	1.00	1.00	1.00		
17	1.00	1.00	1.00	1.00	1.00	
18	1.00	1.00	1.00	1.00		1.00
19	1.00	1.17	1.00	1.00		1.00
20	1.00	1.00	1.00	1.00		
21						
22						
23						
24						

STATION 05 STATEWIDE STATION 76-0048

## 24 HOUR FACTORS

1.23 (PASSENGER CAR AND TAXI)

1.18 (PASSENGER CAR AND TAXI)

1.14 (SINGLE-UNIT TRUCK AND BUS)

1.13 (SINGLE-UNIT TRUCK AND BUS)

1.17 (TRAILER COMBINATIONS)

1.30 (TRAILER COMBINATIONS)

HOUR	PASSENGER CAR AND TAXI		SINGLE-UNIT TRUCK AND BUS		TRAILER COMBINATIONS	
	DIR 1 FACTOR	DIR 5 FACTOR	DIR 1 FACTOR	DIR 5 FACTOR	DIR 1 FACTOR	DIR 5 FACTOR
01						
02						
03						
04						
05						
06						
07	1.17	1.00		1.00	1.00	
08	1.00	1.00	1.00	1.00	1.00	
09	1.00	1.00	1.00	1.00	1.00	
10	1.00	1.03	1.00	1.00		
11	1.17	1.00	1.00	1.00	1.00	1.00
12	1.03	1.00	1.00	1.00		1.00
13	1.00	1.00	1.00	1.00		1.00
14	1.04	1.00	1.00	1.00		1.00
15	1.00	1.00	1.00	1.00	1.00	1.00
16	1.00	1.00	1.00	1.00	1.00	
17	1.00	1.00	1.25	1.00	1.00	1.00
18	1.00	1.00	1.08	1.17	1.00	
19	1.05	1.00	1.00	1.00		
20	1.00	1.00	1.00	1.00		
21						
22						
23						
24						

STATION 06 STATEWIDE STATION 76-0048

## 24 HOUR FACTORS

1.40 (PASSENGER CAR AND TAXI)  
1.23 (PASSENGER CAR AND TAXI)

1.08 (SINGLE-UNIT TRUCK AND BUS)  
1.02 (SINGLE-UNIT TRUCK AND BUS)

1.00 (TRAILER COMBINATIONS)  
1.17 (TRAILER COMBINATIONS)

HOUR	PASSENGER CAR AND TAXI		SINGLE-UNIT TRUCK AND BUS		TRAILER COMBINATIONS	
	DIR 1 FACTOR	DIR 5 FACTOR	DIR 1 FACTOR	DIR 5 FACTOR	DIR 1 FACTOR	DIR 5 FACTOR
01						
02						
03						
04						
05						
06						
07	1.00	1.00		1.00		
08	1.00	1.00	1.33	1.00		
09	1.00	1.00	1.00	1.00		1.00
10	1.00	1.00	1.00	1.00	1.00	1.00
11	.67	1.00	.67	1.00		
12	1.00	1.00	1.00	1.00	1.00	
13	1.00	1.00	1.00	1.00		1.00
14	1.00	1.00	1.00	1.00	1.00	
15	1.00	1.00	1.00	1.00		
16	1.00	1.00	1.00	1.00		
17	1.00	1.00	1.00	1.00		1.00
18	1.00	1.00	1.00	1.00		1.00
19	1.00	1.00	1.00	1.00		
20	1.00	1.00	1.00			
21						
22						
23						
24						

## STATION 07 STATEWIDE STATION 76-0048

## 24 HOUR FACTORS

1.29 (PASSENGER CAR AND TAXI)  
1.21 (PASSENGER CAR AND TAXI)

1.20 (SINGLE-UNIT TRUCK AND BUS)  
1.13 (SINGLE-UNIT TRUCK AND BUS)

1.29 (TRAILER COMBINATIONS)  
1.55 (TRAILER COMBINATIONS)

HOUR	PASSENGER CAR AND TAXI		SINGLE-UNIT TRUCK AND BUS		TRAILER COMBINATIONS	
	DIR 1 FACTOR	DIR 5 FACTOR	DIR 1 FACTOR	DIR 5 FACTOR	DIR 1 FACTOR	DIR 5 FACTOR
01						
02						
03						
04						
05						
06						
07	1.13	1.03	1.00	1.00		1.00
08	1.00	1.06	1.25	1.00	2.00	1.00
09	1.03	1.04	1.00	1.09	1.00	1.00
10	1.00	1.00	2.40	1.00	1.00	1.00
11	1.02	1.03	1.09	.97	1.00	1.00
12	1.00	1.00	.63	1.00	1.20	1.00
13	.96	1.13	.50	2.00	.80	1.25
14	1.08	1.02	1.00	1.17	1.00	1.00
15	1.00	1.02	1.10	1.00	1.00	1.00
16	1.02	1.00	1.00	1.00	2.00	1.00
17	1.03	1.12	1.07	1.27	.80	1.00
18	1.02	.98	1.00	1.29	1.00	3.00
19	1.02	1.00	1.08	1.11	1.00	.50
20	1.00	1.04	1.00	1.00	1.00	1.00
21						
22						
23						
24						

## STATION 08 STATEWIDE STATION 76-0048

## 24 HOUR FACTORS

1.34 (PASSENGER CAR AND TAXI)

1.27 (PASSENGER CAR AND TAXI)

1.22 (SINGLE-UNIT TRUCK AND BUS)

1.33 (SINGLE-UNIT TRUCK AND BUS)

1.00 (TRAILER COMBINATIONS)

1.00 (TRAILER COMBINATIONS)

HOUR	PASSENGER CAR AND TAXI		SINGLE-UNIT TRUCK AND BUS		TRAILER COMBINATIONS	
	DIR 3 FACTOR	DIR 7 FACTOR	DIR 3 FACTOR	DIR 7 FACTOR	DIR 3 FACTOR	DIR 7 FACTOR
01						
02						
03						
04						
05						
06						
07	1.00			1.00		
08	1.00	1.00	1.00	1.00		
09	1.00	1.00	1.00			
10	1.00	1.00	1.00	1.00		1.00
11	1.00	1.00	1.00			
12	1.00	1.00				
13	1.00	1.00		1.00		
14	1.00	1.00	1.00	1.00	1.00	
15	1.00	1.00	1.00	1.00		
16	1.00	1.00	1.00			
17	1.00	1.00	1.00	1.00		
18	1.00	1.00	1.00	1.00		
19	1.00	1.13		1.00		
20	1.00	1.00		1.00		
21						
22						
23						
24						

## STATION 09 STATEWIDE STATION 76-0048

## 24 HOUR FACTORS

1.20 (PASSENGER CAR AND TAXI)  
1.17 (PASSENGER CAR AND TAXI)

1.14 (SINGLE-UNIT TRUCK AND BUS)  
1.20 (SINGLE-UNIT TRUCK AND BUS)

1.25 (TRAILER COMBINATIONS)  
1.00 (TRAILER COMBINATIONS)

HOUR	PASSENGER CAR AND TAXI		SINGLE-UNIT TRUCK AND BUS		TRAILER COMBINATIONS	
	DIR 3 FACTOR	DIR 7 FACTOR	DIR 3 FACTOR	DIR 7 FACTOR	DIR 3 FACTOR	DIR 7 FACTOR
01						
02						
03						
04						
05						
06						
07	1.00	1.00	1.00	1.00		
08	1.00	1.00	1.00	1.00		
09	1.00	1.13	1.00	1.00		
10	1.00	1.00	1.00	1.00		1.00
11	1.00	1.00	1.00	1.00		
12	1.08	1.00	1.00	1.00		1.00
13	1.00	1.00	1.00	1.00		1.00
14	1.13	1.00	1.00	1.00	1.00	1.00
15	1.00	1.00	1.00	1.00	1.00	1.00
16	1.00	1.00		1.00	1.00	
17	1.00	1.00	1.00	1.00		
18	1.00	1.00	1.14	1.00		1.00
19	1.00	1.00	1.00	1.00		
20	1.00	1.00	1.00	1.00		
21						
22						
23						
24						

## STATION 10 STATEWIDE STATION 76-0048

## 24 HOUR FACTORS

1.23 (PASSENGER CAR AND TAXI)  
1.22 (PASSENGER CAR AND TAXI)

1.12 (SINGLE-UNIT TRUCK AND BUS)  
1.18 (SINGLE-UNIT TRUCK AND BUS)

1.21 (TRAILER COMBINATIONS)  
1.41 (TRAILER COMBINATIONS)

HOUR	PASSENGER CAR AND TAXI		SINGLE-UNIT TRUCK AND BUS		TRAILER COMBINATIONS	
	DIR 3 FACTOR	DIR 7 FACTOR	DIR 3 FACTOR	DIR 7 FACTOR	DIR 3 FACTOR	DIR 7 FACTOR
01						
02						
03						
04						
05						
06						
07	1.00	1.38	1.33	1.33	1.00	
08	1.09	1.17	1.29	1.17	4.00	
09	1.16	1.02	1.08	1.05		
10	1.00	1.02	1.07	1.06	1.00	1.00
11	1.06	1.09	1.00	1.28	1.00	
12	1.10	1.00	1.14	1.22	1.00	1.00
13	1.00	1.06	1.06	1.00	1.00	1.00
14	1.06	1.03	1.12	1.00	1.00	1.00
15	1.02	1.04	1.08	1.15		1.00
16	1.05	1.02	1.00	1.06		1.00
17	1.00	1.02	1.06	1.05	1.00	1.00
18	1.00	1.00	1.00	1.09		
19	1.05	1.00	1.00	1.00		
20	1.06	1.00	1.00	1.00	1.00	
21						
22						
23						
24						



## STATION 11 STATEWIDE STATION 76-0048

## 24 HOUR FACTORS

1.19 (PASSENGER CAR AND TAXI)  
1.31 (PASSENGER CAR AND TAXI)

1.03 (SINGLE-UNIT TRUCK AND BUS)  
1.20 (SINGLE-UNIT TRUCK AND BUS)

1.00 (TRAILER COMBINATIONS)  
1.00 (TRAILER COMBINATIONS)

HOUR	PASSENGER CAR AND TAXI		SINGLE-UNIT TRUCK AND BUS		TRAILER COMBINATIONS	
	DIR 3 FACTOR	DIR 7 FACTOR	DIR 3 FACTOR	DIR 7 FACTOR	DIR 3 FACTOR	DIR 7 FACTOR
01						
02						
03						
04						
05						
06						
07	1.00	1.00	1.00	1.00		1.00
08	1.00	1.00	1.33	1.00	1.00	1.00
09	1.00	1.00	1.00	1.00	1.00	
10	1.00	1.00	1.00	1.00		1.00
11	1.00	1.00	1.00	1.00		1.00
12	1.00	1.00	1.00	1.00	1.00	
13	1.13	1.06	1.00	1.00		
14	1.09	1.00	1.50	1.00	1.00	1.00
15	1.00	1.00	1.08	1.00		1.00
16	.94	1.15	1.00	1.00	1.00	
17	1.09	1.00	1.00	1.00	1.00	
18	1.00	1.00	1.00	1.00		
19	1.00	1.13	1.00			
20	1.11	1.67	1.00	1.00		1.00
21						
22						
23						
24						

STATION 12 STATEWIDE STATION 76-0048

## 24 HOUR FACTORS

1.25 (PASSENGER CAR AND TAXI)

1.31 (PASSENGER CAR AND TAXI)

1.21 (SINGLE-UNIT TRUCK AND BUS)

1.18 (SINGLE-UNIT TRUCK AND BUS)

1.00 (TRAILER COMBINATIONS)

1.00 (TRAILER COMBINATIONS)

HOUR	PASSENGER CAR AND TAXI		SINGLE-UNIT TRUCK AND BUS		TRAILER COMBINATIONS	
	DIR 3 FACTOR	DIR 7 FACTOR	DIR 3 FACTOR	DIR 7 FACTOR	DIR 3 FACTOR	DIR 7 FACTOR
01						
02						
03						
04						
05						
06						
07	1.00	1.00		1.00		1.00
08	1.20	1.14	2.50	1.00		
09	1.00	1.00	1.00	1.00		1.00
10	1.00	1.00	1.00	1.00	1.00	2.00
11	1.00	1.00	1.00	1.00		
12	1.06	1.00	1.00	1.17	1.00	
13	1.00	1.00	1.00	1.00		
14	1.00	1.10	1.00	1.00		
15	1.17	1.00	.67	1.00		
16	1.00	1.00	1.00	1.00	1.00	
17	1.00	1.00	1.00	1.33		1.00
18	1.00	1.00	1.00	1.00	1.00	
19	1.00	1.00	1.00	1.00		
20	1.00	1.00		1.00	1.00	
21						
22						
23						
24						

SANILAC CO

FINAL EXTERNAL EXPANSION 01047

SINGLE STATION SURVEY

NOVEMBER 19, 1975

RECORDS READ 009245

EXTERNALS FACTORED 009245

EXTERNALS HALF-FACTORED 000000

RECORDS WRITTEN 009245

VEHICLE TYPE - TRIP PURPOSE SUMMARY

FORM NUMBER # 6

## VEHICLE TYPE

RANGES	1	2	3	4	5	6	7	8	TOTAL TOT &
	1	2	3	4	5	6	7	8	
I 1	1227.47	7.71	521.04	21.45	202.90	84.84	0.00	0.00	2065.41
ROW %	59.43	0.37	25.23	1.04	9.82	4.11	0.00	0.00	43.09
COL %	35.07	35.35	55.64	61.82	94.00	100.00	0.00	0.00	
T TOT %	25.61	0.16	10.87	0.45	4.23	1.77	0.00	0.00	
R 2	479.12	7.79	107.05	2.27	3.52	0.00	0.00	0.00	599.75
ROW %	79.89	1.30	17.85	0.38	0.59	0.00	0.00	0.00	12.51
I COL %	13.69	35.72	11.43	6.54	1.63	0.00	0.00	0.00	
P TOT %	10.00	0.16	2.23	0.05	0.07	0.00	0.00	0.00	
P 3	682.23	2.62	150.78	4.12	1.20	0.00	0.00	0.00	840.95
ROW %	81.13	0.31	17.93	0.49	0.14	0.00	0.00	0.00	17.54
I COL %	19.49	12.01	16.10	11.87	0.56	0.00	0.00	0.00	
P TOT %	14.23	0.05	3.15	0.09	0.03	0.00	0.00	0.00	
U 4	13.72	0.00	1.28	1.14	0.00	0.00	0.00	0.00	16.14
ROW %	85.01	0.00	7.93	7.06	0.00	0.00	0.00	0.00	0.34
R COL %	0.39	0.00	0.14	3.29	0.00	0.00	0.00	0.00	
P TOT %	0.29	0.00	0.03	0.02	0.00	0.00	0.00	0.00	
O 5	673.97	2.50	78.59	1.13	1.13	0.00	0.00	0.00	757.32
ROW %	88.99	0.33	10.38	0.15	0.15	0.00	0.00	0.00	15.80
I COL %	19.26	11.46	8.39	3.26	0.52	0.00	0.00	0.00	
S TOT %	14.06	0.05	1.64	0.02	0.02	0.00	0.00	0.00	
E 6	423.12	1.19	77.66	4.59	7.09	0.00	0.00	0.00	513.65
ROW %	82.38	0.23	15.12	0.89	1.38	0.00	0.00	0.00	10.72
I COL %	12.09	5.46	8.29	13.23	3.28	0.00	0.00	0.00	
P TOT %	8.83	0.02	1.62	0.10	0.15	0.00	0.00	0.00	
<hr/>									
TOTAL	3499.63	21.81	936.40	34.70	215.84	84.84	0.00	0.00	4793.22
TOT %	73.01	0.46	19.54	0.72	4.50	1.77	0.00	0.00	

TOTAL RECORDS READ = 3816  
TOTAL RECORDS DROPPED = 0  
TOTAL RECORDS MISSED = 0

TRIP END SUMMARY

INTERCHANGE VALUES FROM ZONE 426 TO ALL OTHER ZONES TABLE NUMBER 101

	0	1	2	3	4	5	6	7	8	9
0			0	0	0	0	0	0	0	0
2	0		0	0	0	0	0	0	0	14
3	0		0	0	1	0	0	0	0	0
12	0		0	0	0	0	0	0	12	0
13	0		0	1	0	1	0	0	0	0
15	0		0	0	0	0	0	1	0	0
16	0		0	0	0	0	0	0	0	0
17	0		0	0	0	0	0	101	177	0
18	10	13	3	0	0	0	0	0	0	16
19	1	0	0	0	0	0	0	0	0	0
21	2	0	0	0	0	0	0	0	0	0
25	0	0	12	1	12	3	0	0	8	0
28	0	0	0	0	3	1	7	5	0	6
35	0	0	0	0	0	0	0	0	6	2
36	4	0	1	0	0	0	0	0	0	0
37	0	0	0	0	1	0	0	0	0	0
38	1	0	0	0	0	0	0	0	0	0
40	0	0	0	0	0	0	0	0	1	19
41	1	0	1	0	6	0	0	0	0	0
42	0	0	0	38	528	19	83	162	339	31
43	0	0	0	1	0	0	0	0	0	0
44	0	0	19	1	1	0	0	0	0	0
46	58	49	3	2	58	3	616	5	4	4
47	7	0	0	0	0	0	0	0	0	1
49	0	0	0	24	0	0	1	0	1	0
50	0	1	1	0	0	0	0	0	0	0
53	0	1	0	0	0	0	0	0	0	0
54	0	0	1	0	0	0	0	0	0	0

TOTAL = 2525

MEAN = 4.616



TRIP SUMMARY

-----TOTAL TRIPS-----  
ALL ZONES           SELECTED ZONES

TABLE 101

4781

2525

TRIP LENGTH ANALYSIS

0 2 4 6 8 10 12 14 16 18 20 22 24 26 28 30 32 34 36 38 40

	P.C.	CUM.	ACTUAL
1.....	1.736	1.736	83
2.	0.000	1.736	0
3.	0.000	1.736	0
4.	0.000	1.736	0
5.	0.000	1.736	0
6.	0.000	1.736	0
7.	0.000	1.736	0
8.	0.000	1.736	0
9.	0.000	1.736	0
10.	0.000	1.736	0
11.	0.000	1.736	0
12.	0.000	1.736	0
13.	0.000	1.736	0
14.	0.000	1.736	0
15.	0.000	1.736	0
16.	0.000	1.736	0
17.	0.000	1.736	0
18.	0.000	1.736	0
19.	0.000	1.736	0
20.	0.000	1.736	0
21.	0.000	1.736	0
22.	0.000	1.736	0
23.	0.000	1.736	0
24.	0.000	1.736	0
25.	0.000	1.736	0
26.	0.000	1.736	0
27.....	1.966	3.702	94
28.	0.000	3.702	0
29.....	26.082	29.785	1247
30....	1.171	30.956	56
31.....	6.087	37.042	291
32.	0.000	37.042	0
33.	0.000	37.042	0
34.....	2.280	39.322	109
35.....	5.857	45.179	280
36.	0.000	45.179	0
37.	0.000	45.179	0
38.....	13.177	58.356	630
39.	0.105	58.461	5
40.	0.000	58.461	0
41....	1.025	59.485	49
42.	0.000	59.485	0
43.....	22.192	81.677	1061
44.	0.000	81.677	0
45.	0.000	81.677	0
46.	0.000	81.677	0
47....	0.858	82.535	41
48..	0.293	82.828	14
49.	0.000	82.828	0
50.	0.000	82.828	0
51.	0.084	82.912	4
52.	0.000	82.912	0
53.	0.146	83.058	7
54.	0.167	83.225	8
55..	0.293	83.518	14
56....	1.255	84.773	60
57.	0.000	84.773	0
58.	0.000	84.773	0
59.	0.105	84.878	5
60.....	7.572	92.449	362
61.	0.167	92.617	8

63.	0.000	92.517	0
64.	0.042	92.558	2
65.	0.439	93.098	21
66.	0.000	93.098	0
67.	0.084	93.181	4
68.	0.000	93.181	0
69.	0.021	93.202	1
70.	0.146	93.349	7
71.	0.397	93.746	19
72.	0.021	93.767	1
73.	0.042	93.809	2
74.	0.753	94.582	36
75.	0.000	94.582	0
76.	1.088	95.649	52
77.	0.000	95.649	0
78.	0.042	95.691	2
79.	0.000	95.691	0
80.	0.021	95.712	1
81.	0.000	95.712	0
82.	0.000	95.712	0
83.	0.607	96.319	29
84.	0.000	96.319	0
85.	0.000	96.319	0
86.	0.000	96.319	0
87.	0.000	96.319	0
88.	0.000	96.319	0
89.	0.230	96.549	11
90.	0.000	96.549	0
91.	0.042	96.591	2
92.	0.000	96.591	0
93.	0.000	96.591	0
94.	0.460	97.051	22
95.	0.000	97.051	0
96.	0.021	97.072	1
97.	0.000	97.072	0
98.	0.188	97.260	9
99.	0.000	97.260	0
100.	0.272	97.532	13
101.	0.084	97.616	4
102.	0.251	97.867	12
103.	0.042	97.908	2
104.	0.000	97.908	0
105.	0.146	98.055	7
106.	0.000	98.055	0
107.	0.084	98.138	4
108.	0.021	98.159	1
109.	0.021	98.180	1
110.	0.000	98.180	0
111.	0.021	98.201	1
112.	0.000	98.201	0
113.	0.042	98.243	2
114.	0.021	98.264	1
115.	0.000	98.264	0
116.	0.042	98.306	2
117.	0.000	98.306	0
118.	0.000	98.306	0
119.	0.000	98.306	0
120.	0.941	99.247	45
121.	0.084	99.331	4
122.	0.042	99.373	2
123.	0.000	99.373	0
124.	0.000	99.373	0
125.	0.000	99.373	0
126.	0.000	99.373	0

127.	0.000	99.373	0
128.	0.021	99.393	1
129.	0.000	99.393	0
130.	0.000	99.393	0
131.	0.021	99.414	1
132.	0.021	99.435	1
133.	0.042	99.477	2
134.	0.000	99.477	0
135.	0.000	99.477	0
136.	0.000	99.477	0
137.	0.021	99.498	1
138.	0.042	99.540	2
139.	0.000	99.540	0
140.	0.021	99.561	1
141.	0.000	99.561	0
142.	0.000	99.561	0
143.	0.021	99.582	1
144.	0.000	99.582	0
145.	0.000	99.582	0
146.	0.000	99.582	0
147.	0.000	99.582	0
148.	0.000	99.582	0
149.	0.000	99.582	0
150.	0.000	99.582	0
151.	0.042	99.624	2
152.	0.000	99.624	0
153.	0.000	99.624	0
154.	0.021	99.644	1
155.	0.000	99.644	0
156.	0.000	99.644	0
157.	0.021	99.665	1
158.	0.000	99.665	0
159.	0.000	99.665	0
160.	0.000	99.665	0
161.	0.000	99.665	0
162.	0.000	99.665	0
163.	0.000	99.665	0
164.	0.000	99.665	0
165.	0.000	99.665	0
166.	0.000	99.665	0
167.	0.000	99.665	0
168.	0.021	99.686	1
169.	0.000	99.686	0
170.	0.000	99.686	0
171.	0.021	99.707	1
172.	0.000	99.707	0
173.	0.000	99.707	0
174.	0.000	99.707	0
175.	0.000	99.707	0
176.	0.000	99.707	0
177.	0.021	99.728	1
178.	0.000	99.728	0
179.	0.000	99.728	0
180.	0.000	99.728	0
181.	0.000	99.728	0
182.	0.000	99.728	0
183.	0.021	99.749	1
184.	0.021	99.770	1
185.	0.000	99.770	0
186.	0.000	99.770	0
187.	0.000	99.770	0
188.	0.000	99.770	0
189.	0.000	99.770	0
190.	0.021	99.791	1
191.	0.000	99.791	0

193.	0.000	99.791	0
194.	0.021	99.812	1
195.	0.000	99.812	0
196.	0.042	99.854	2
197.	0.000	99.854	0
198.	0.000	99.854	0
199.	0.000	99.854	0
200.	0.000	99.854	0
201.	0.000	99.854	0
202.	0.000	99.854	0
203.	0.000	99.854	0
204.	0.000	99.854	0
205.	0.000	99.854	0
206.	0.000	99.854	0
207.	0.000	99.854	0
208.	0.000	99.854	0
209.	0.000	99.854	0
210.	0.021	99.875	1
211.	0.021	99.895	1
212.	0.000	99.895	0
213.	0.000	99.895	0
214.	0.021	99.916	1
215.	0.000	99.916	0
216.	0.000	99.916	0
217.	0.000	99.916	0
218.	0.000	99.916	0
219.	0.000	99.916	0
220.	0.000	99.916	0
221.	0.000	99.916	0
222.	0.000	99.916	0
223.	0.000	99.916	0
224.	0.000	99.916	0
225.	0.000	99.916	0
226.	0.000	99.916	0
227.	0.000	99.916	0
228.	0.000	99.916	0
229.	0.000	99.916	0
230.	0.000	99.916	0
231.	0.000	99.916	0
232.	0.000	99.916	0
233.	0.000	99.916	0
234.	0.000	99.916	0
235.	0.000	99.916	0
236.	0.000	99.916	0
237.	0.000	99.916	0
238.	0.000	99.916	0
239.	0.000	99.916	0
240.	0.000	99.916	0
241.	0.000	99.916	0
242.	0.000	99.916	0
243.	0.000	99.916	0
244.	0.000	99.916	0
245.	0.000	99.916	0
246.	0.000	99.916	0
247.	0.000	99.916	0
248.	0.000	99.916	0
249.	0.000	99.916	0
250.	0.000	99.916	0
251.	0.000	99.916	0
252.	0.000	99.916	0
253.	0.000	99.916	0
254.	0.000	99.916	0
255.	0.084	100.000	4

NUMBER OF OBSERVATIONS= 4781      SUM= 198610      MEAN= 41,583      VAR= 413,718      SD= 20,340

TOTAL TRIPS OVER MAXP = 4  
TOTAL TRIPS OVER 255 = 4  
VOLUME TABLE NUMBER = 201  
SKIM TREE NUMBER = 101

	0	2	4	6	8	10	12	14	16	18	20	22	24	26	28	30	32	34	36	38	40	
1.....																						
2.....																						
3.....																						
4.....																						
5.....																						
6.....																						
7.....																						
8.....																						
9.....																						
10.....																						
11.....																						
12.....																						
13.....																						
14.....																						
15.....																						
16.....																						
17.....																						
18.....																						
19.....																						
20.....																						
21.....																						
22.....																						
23.....																						
24.....																						
25.....																						
26.....																						
27.....																						
28.....																						
29.....																						
30.....																						
31.....																						
32.....																						
33.....																						
34.....																						
35.....																						
36.....																						
37.....																						
38.....																						
39.....																						
40.....																						
41.....																						

	P.C.	CUM.	ACTUAL
1.....	1.736	1.736	83
2.....	0.000	1.736	0
3.....	28.049	29.785	1341
4.....	28.676	58.461	1371
5.....	24.367	82.828	1165
6.....	2.050	84.878	98
7.....	8.471	93.349	405
8.....	2.343	95.691	112
9.....	0.858	96.549	41
10.....	0.711	97.260	34
11.....	0.920	98.180	44
12.....	0.125	98.305	6
13.....	1.088	99.393	52
14.....	0.146	99.540	7
15.....	0.042	99.582	2
16.....	0.084	99.665	4
17.....	0.021	99.686	1
18.....	0.042	99.728	2
19.....	0.042	99.770	2
20.....	0.084	99.854	4
21.....	0.000	99.854	0
22.....	0.063	99.916	3
23.....	0.000	99.916	0
24.....	0.000	99.916	0
25.....	0.000	99.916	0
26.....	0.021	99.937	1
27.....	0.000	99.937	0
28.....	0.000	99.937	0
29.....	0.000	99.937	0
30.....	0.000	99.937	0
31.....	0.021	99.958	1
32.....	0.000	99.958	0
33.....	0.000	99.958	0
34.....	0.000	99.958	0
35.....	0.000	99.958	0
36.....	0.000	99.958	0
37.....	0.000	99.958	0
38.....	0.000	99.958	0
39.....	0.000	99.958	0
40.....	0.000	99.958	0
41.....	0.042	100.000	2

REMAINING VALUES ARE ALL ZERO  
 NUMBER OF OBSERVATIONS= 4781      SUM= 22243.      MEAN= 4.652      VAR= 5.130      SD= 2.265

TOTAL TRIPS-OVER MAXP = 0  
 TOTAL TRIPS OVER 255 = 0  
 VOLUME TABLE NUMBER = 201  
 SKIM TREE NUMBER = 101