

MDOT
Michigan Department of Transportation

PREPARED BY
TSMO DIVISION

DRAWN BY: QHN

CHECKED BY: EEO

DEPARTMENT DIRECTOR
Paul C. Ajegba

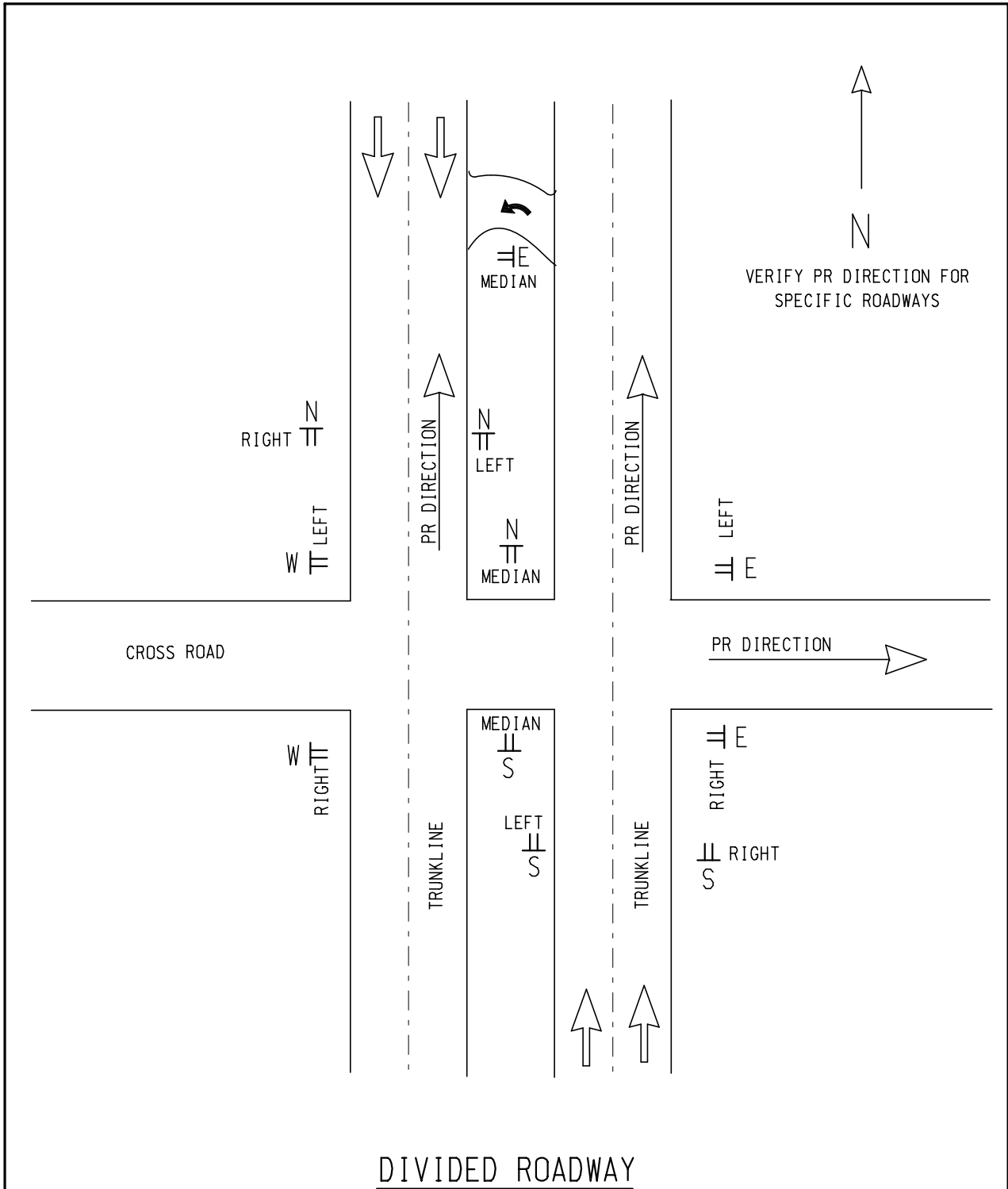
APPROVED BY: Gregg Brunner, P.E.
DIRECTOR, BUREAU OF FIELD SERVICES
Director, Bureau of Field Services
06/14/21

APPROVED BY: Bradley C. Wiefelich
DIRECTOR, BUREAU OF DEVELOPMENT
Bradley C. Wiefelich
Jun 14 2021 7:47 AM
For: MDOT Director

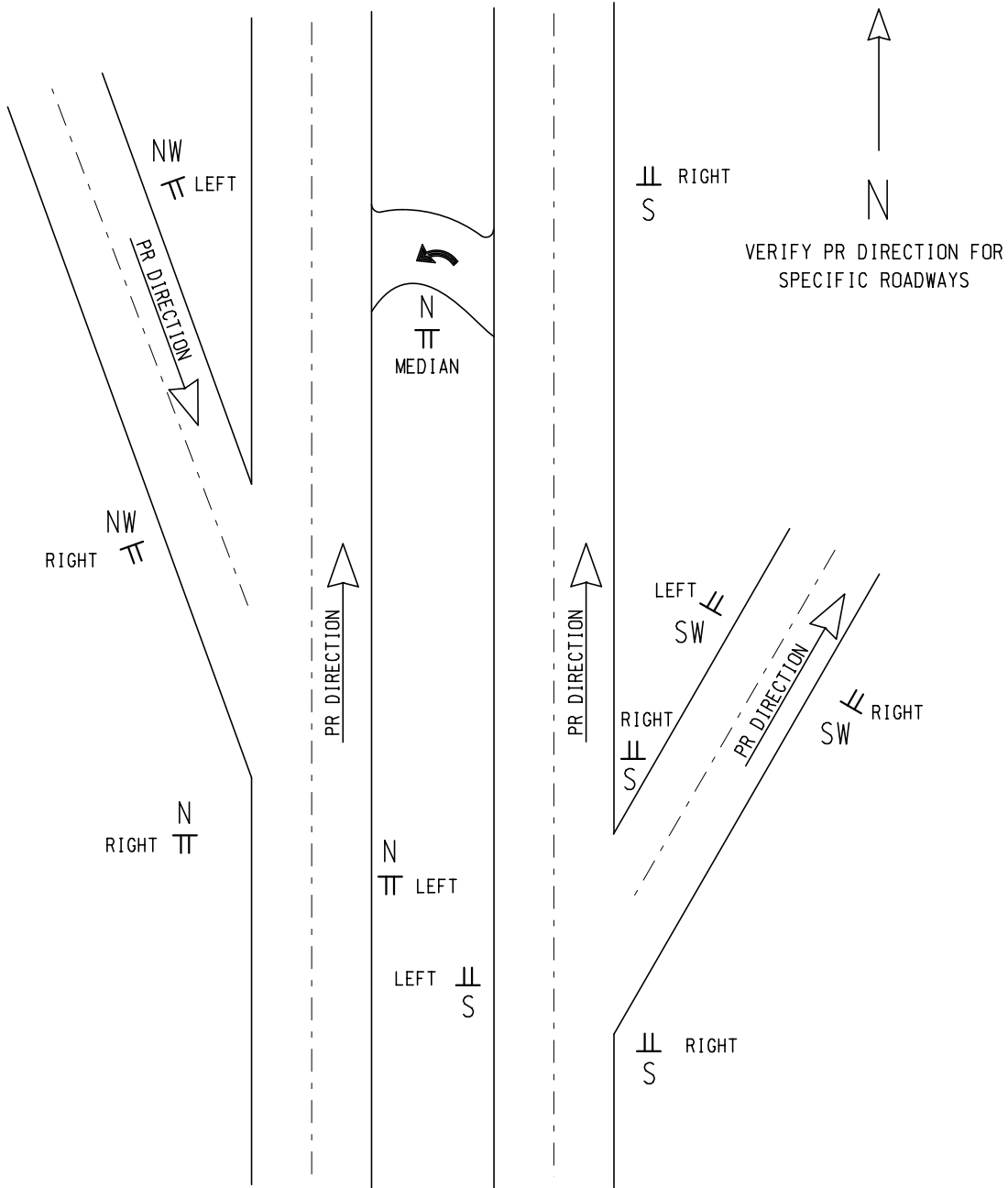
MICHIGAN DEPARTMENT OF TRANSPORTATION
BUREAU OF DEVELOPMENT STANDARD PLAN FOR

**SIGN LOCATION
CODES PLACEMENT**

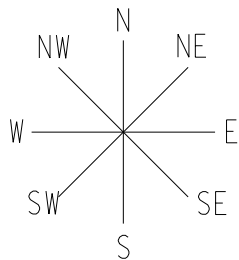
06/24/2021 F.H.W.A. APPROVAL	06/10/2021 PLAN DATE	SIGN-115-D	SHEET 1 OF 8
---------------------------------	-------------------------	------------	-----------------



NOT TO SCALE



FREEWAY WITH RAMP




SIGN LOCATION WILL BE A COMBINATION OF THE ROAD RELATIVE TO THE POSITIVE PR/CS DIRECTION AND SIGN FACING COMPASS DIRECTION.

NOT TO SCALE

TABLE 1 - ROADSIDE INSTALLATION GRID

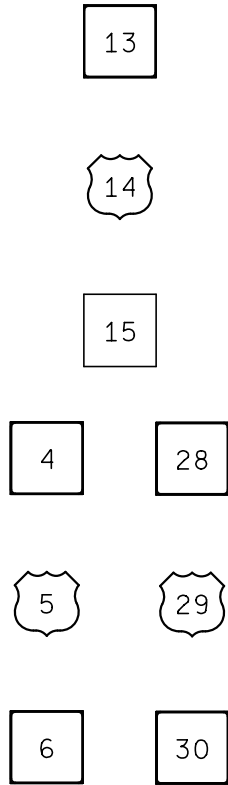
1	13	25	37	49	61
2	14	26	38	50	62
3	15	27	39	51	63
4	16	28	40	52	64
5	17	29	41	53	65
6	18	30	42	54	66
7	19	31	43	55	67
8	20	32	44	56	68
9	21	33	45	57	69
10	22	34	46	58	70
11	23	35	47	59	71
12	24	36	48	60	72

EXAMPLES OF CLUSTER NUMBER ASSIGNMENTS:

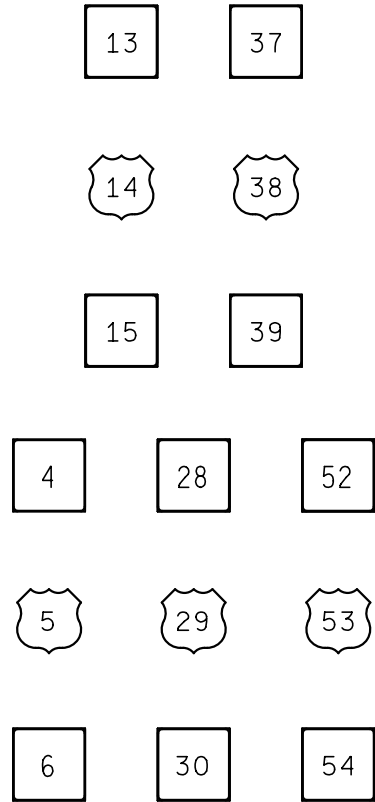


NOT TO SCALE

EXAMPLES OF CLUSTER NUMBER ASSIGNMENTS:




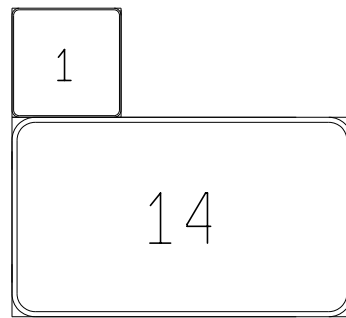
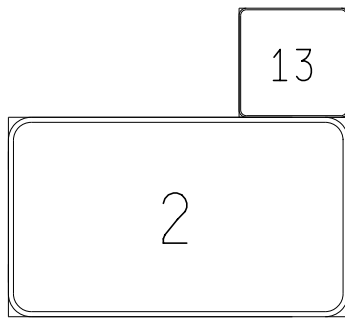
9 SIGN



15 SIGN

NOT TO SCALE

GUIDE SIGN EXAMPLES:

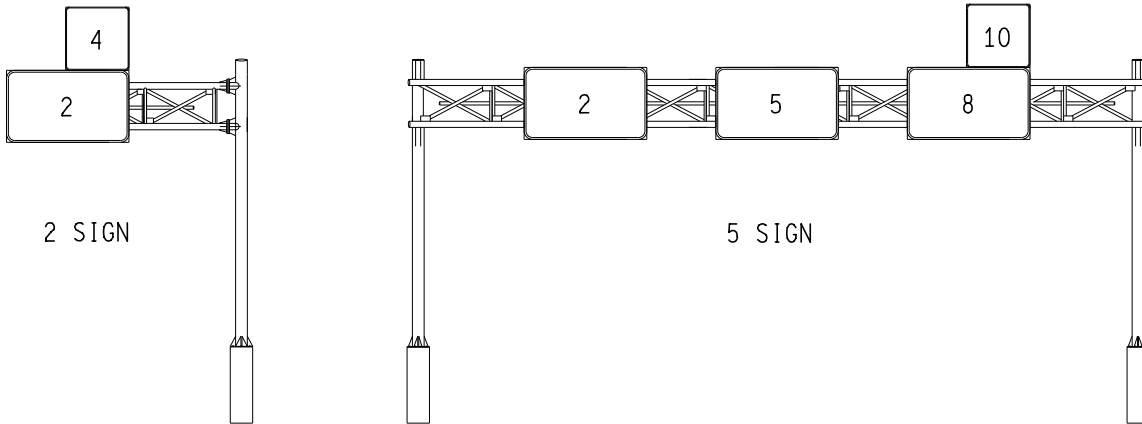


NOT TO SCALE

TABLE 2 - OVERHEAD INSTALLATION GRID

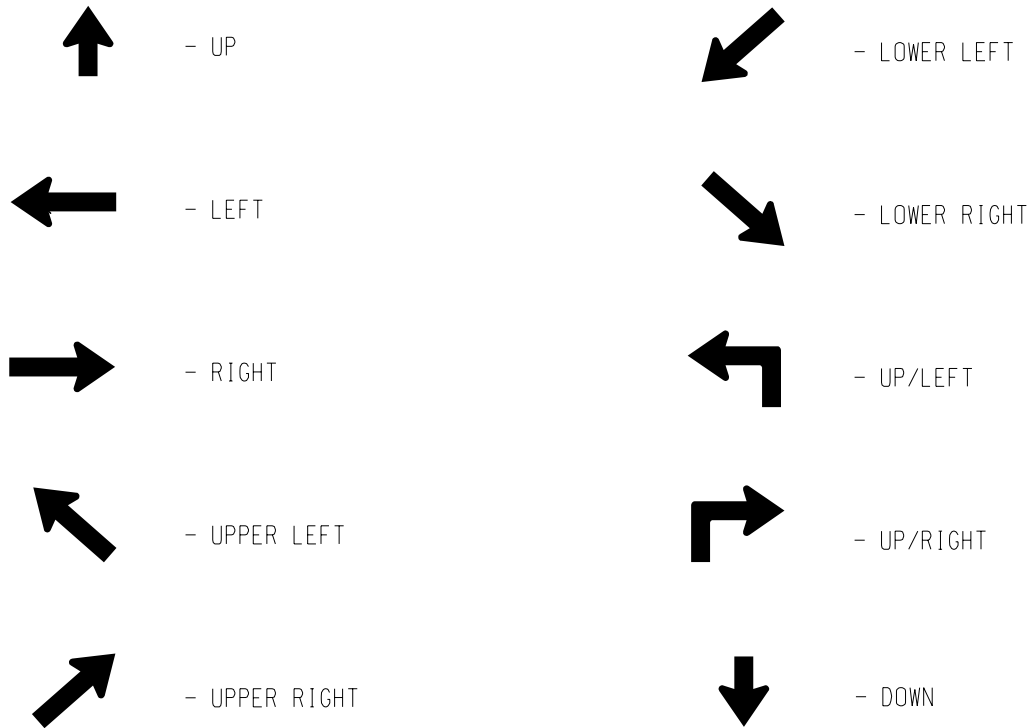
1	4	7	10	13
2	5	8	11	14
3	6	9	12	15

EXAMPLES OF CLUSTER NUMBER ASSIGNMENTS:



NOT TO SCALE

ARROW APPLICATION FOR OTHER "D", "E", "I", AND "M" SERIES SIGNS



OFFSET

Offset is measured from the right side of thru travelled way in direction of travel. Postive is to the right and negative is to the left regardless of PR direction

SIDE OF ROAD

On undivided roadways (including ramps and crossovers) RIGHT and LEFT are based on the PR direction RIGHT is on the right and LEFT is on the left while travelling in the positive direction of the PR. When travelling in the negative PR direction LEFT will be on your right and RIGHT will be on your left

On divided roadways the RIGHT and LEFT are determined by the direction of travel. RIGHT is always on the right and LEFT is always on the left.

MEDIAN is used when the sign is in the center of the median (too far over to be LEFT for either direction). If the median is narrow, for instance, where a Keep Right symbol would be used, then use MEDIAN.

NOT TO SCALE