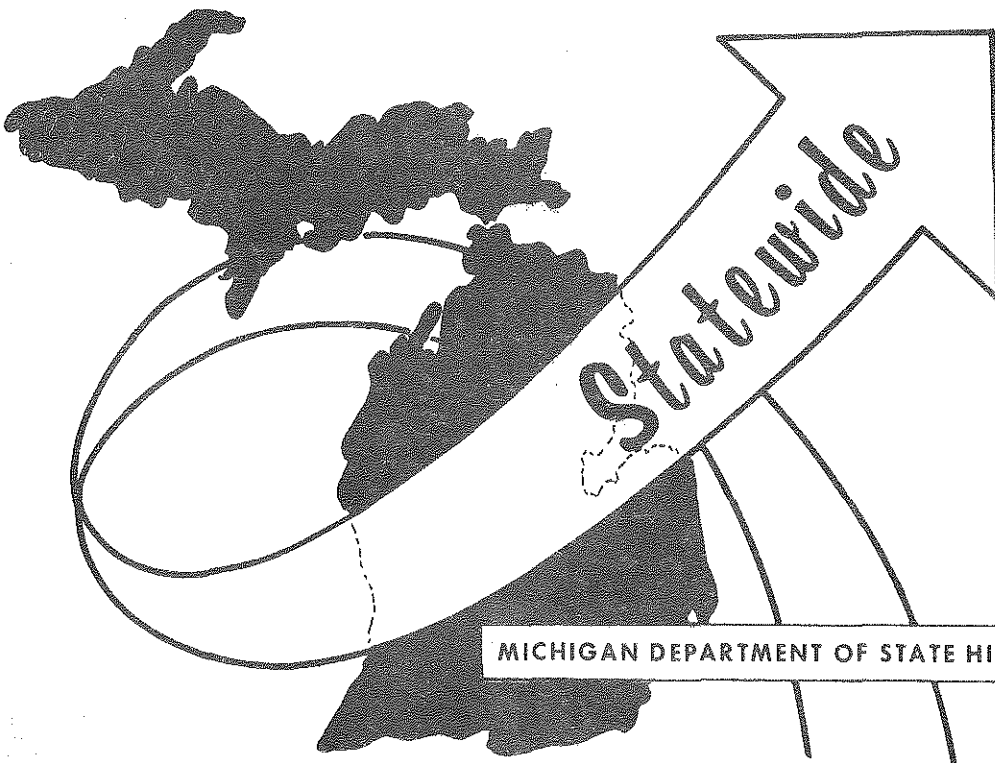


HE
147.6
.M5
RH3-14

Statewide ★ Transportation Analysis & Research

HOWELL O&D STUDY
1975



MICHIGAN DEPARTMENT OF STATE HIGHWAYS AND TRANSPORTATION

TABLE OF CONTENTS

INTRODUCTION

GENERAL STUDY LOCATION MAP

DETAILED STATION LOCATION MAP

STATION DESCRIPTIONS

SUMMARY OF ANALYSIS COMPLETED

DATA EXPANSION

- A. PRELIMINARY
- B. FINAL W/THRUS NOT HALF-FACTORED
- C. FINAL W/THRUS HALF-FACTORED

VEHICLE TYPE - TRIP PURPOSE SUMMARY

- A. THRU TRIPS
- B. TERMINAL TRIPS
- C. TOTAL TRIPS

TRIP END SUMMARY

TRIP LENGTH ANALYSIS

- A. IN 1 MIN. INCREMENTS
- B. IN 10 MIN. INCREMENTS

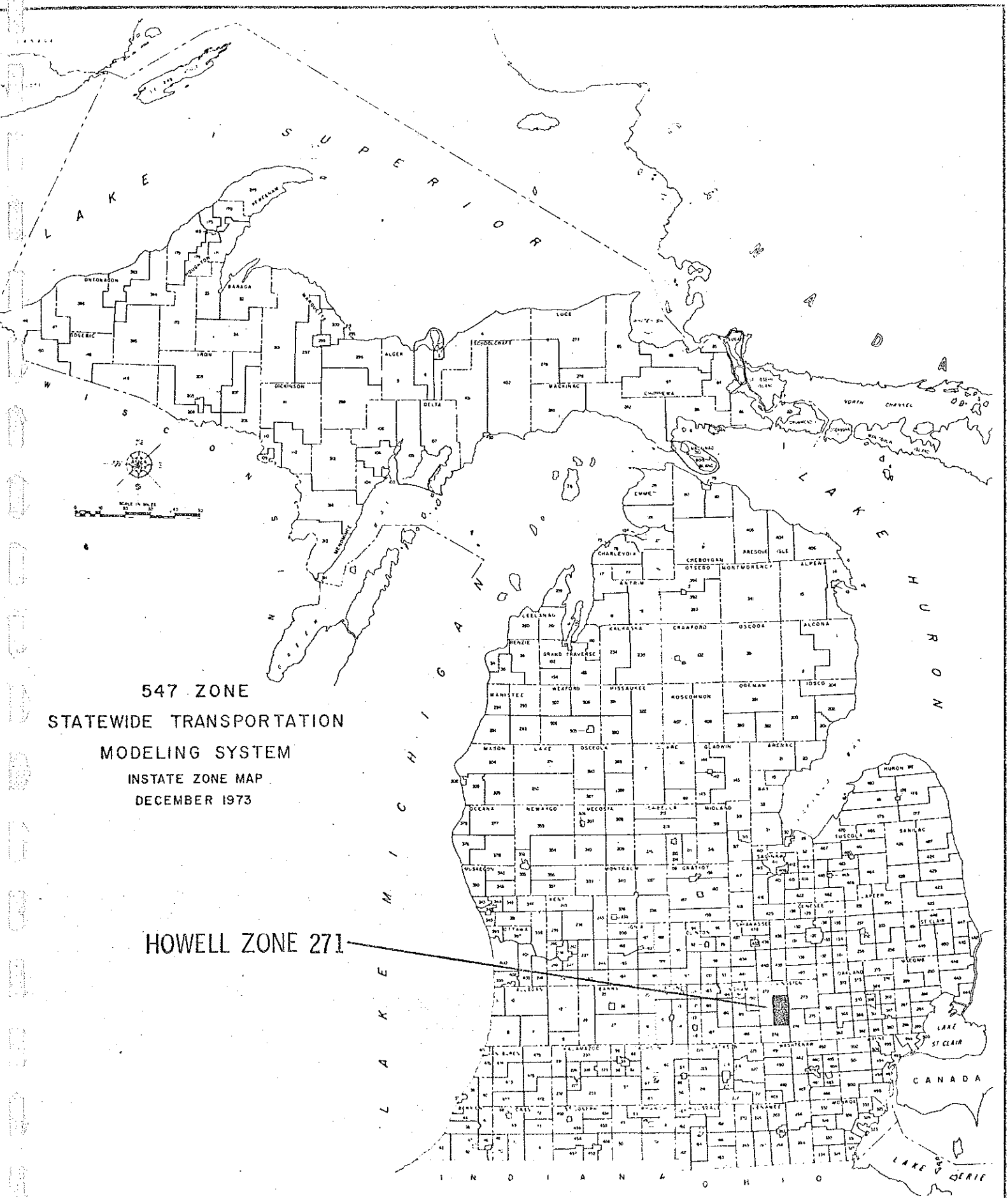
U
C
R
D
D
B
B
C
L
C
B
H
U
B
E
R
E

INTRODUCTION

INTRODUCTION

This Origin and Destination Report concerns data collection and preliminary analysis of travel into and out of Howell, Michigan. Results will be used primarily to improve the trip generation-distribution models used for forecasting future statewide travel. The analysis in this report is of total travel to and from the study area. Further analysis, by station, may be desired. If so, the sorted trip-details tape numbers and trip tables tape numbers are available from the Statewide Transportation Planning Procedures Section.

GENERAL STUDY LOCATION MAP



547 ZONE
STATEWIDE TRANSPORTATION
MODELING SYSTEM
INSTATE ZONE MAP
DECEMBER 1973

HOWELL ZONE 271

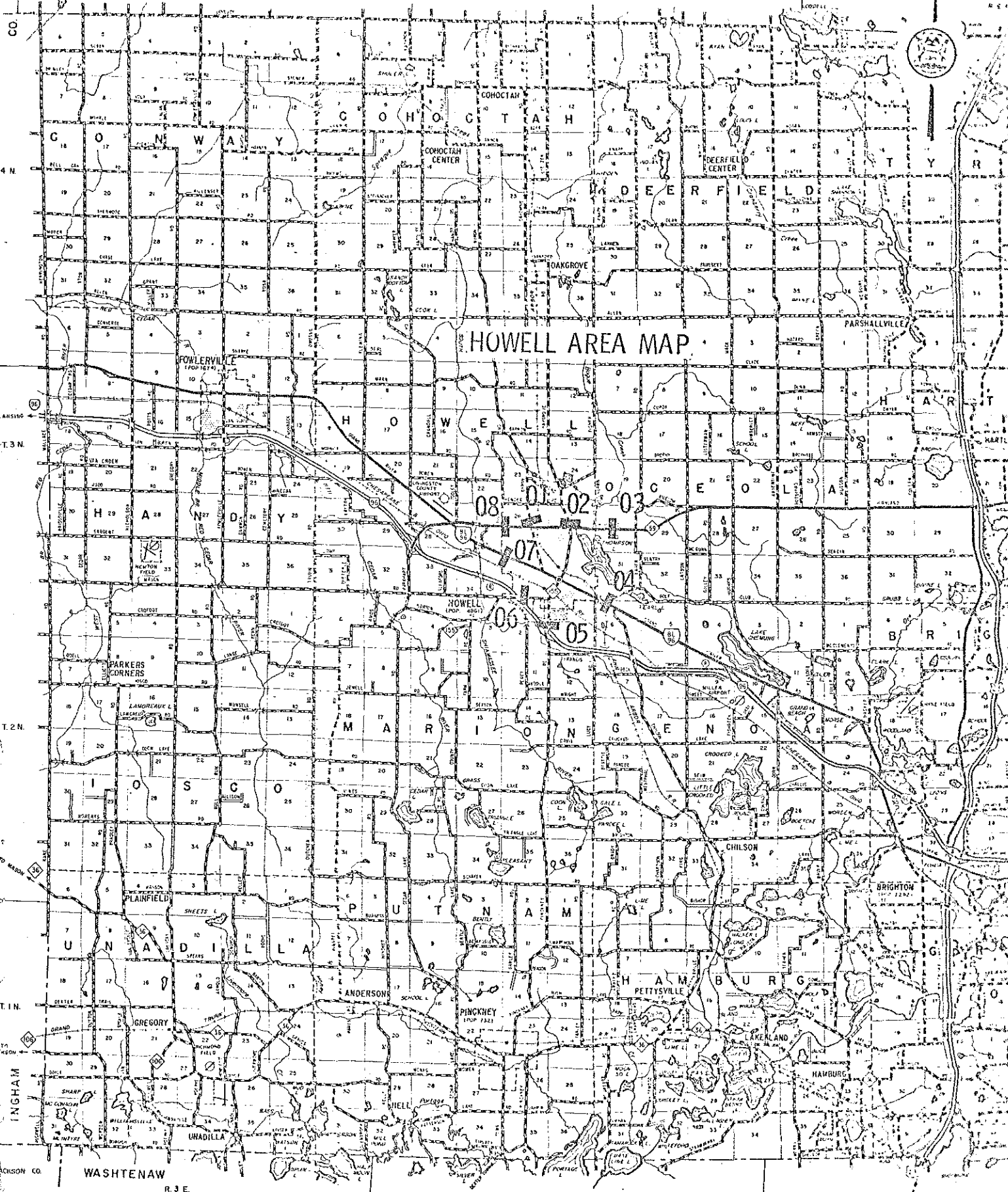
DETAILED STATION LOCATION MAP

LIVINGSTON COUNTY

SHIWA SSEE

R 3 E

R 5 E



HOWELL AREA MAP

INGHAM

WASHTENAW

R 3 E

R 4 E

R 5 E

CONSON CO.

CONSON CO.

CONSON CO.

CONSON CO.

CONSON CO.

CONSON CO.

CONSON CO.

CONSON CO.

CONSON CO.

CONSON CO.

STATION DESCRIPTIONS

STATEWIDE STATION NO.	IF E.O.3D.	FILE NO.	LOCATION (Howell)	COUNTY	DATE OF OPERATION & DAY	HOURS OPER.	NO. OF INTERVIEWS TAKEN	24 HR CLASSIFICATION COUNT
0065-01		621	Byron Rd., 0.3 Mi. N. of M-59 (Highland)	Livingston 47	7-3 Thur.	6A-1P	358	1197
					6-30 Mon.	1P-8P	514	
0064-02		622	Oak Grove Rd., 0.2 Mi. N. of M-59	Livingston 47	7-1 Tue.	6A-8P	2720	4414
0062-03		623	M-59 E. 0.1 Mi. W. of Oakerest	Livingston 47	7-18 Fri.	6A-1P	1837	6393
					7-14 Mon.	1P-8P	1928	
0063-04		624	I-96 BL (Gd. River) E. 0.1 Mi. W. of Golf Club Rd.	Livingston 47	7-8 Tue.	6A-1P	1235	16,270
				(S.E. Bd Only)	7-10 Thur.	6A-1P	1209	
				(S.E. Bd. Only)	7-8 Tue.	1P-8P	1309	
				(N.W. Bd. Only)	7-10 Thur.	1P-8P	1409	
3604-05		625	Pickney Rd. (Michigan) Bet. Mobil Sta. & I-96 Ramps. S. of Holiday Inn	Livingston 47	7-16 Wed.	6A-1P	1076	6577
				(S. Bd. Only)	7-9 Wed.	6A-1P	1036	
				(N. Bd. Only)	7-16 Wed.	1P-8P	1207	
				(S. Bd. Only)	7-9 Wed.	1P-8P	1187	
0017-06		626	M-155 @ I-96 Overpass E. Side (Mason Rd.)	Livingston 47	7-2 Wed.	6A-8P	2750	4180
3625-07		627	I-96 BL (Gd. River) W. Bet. Browning St. & Dr. to School	Livingston 47	7-17 Thur.	6A-1P	2402	10,227
					7-15 Tue.	1P-8P	2457	
3623-08		628	M-59 (Highland) W. 0.1 Mi. E. of Brewer	Livingston 47	7-11 Fri.	6A-2P	1576	3879
					7-7 Mon.	2P-8P	1261	

SUMMARY OF ANALYSIS COMPLETED

DATA EXPANSION

STATION 01 STATEWIDE STATION 47-0065

HOUR PERIOD	DIR	PASSENGER CARS AND TAXIS			SINGLE-UNIT TRUCKS			COMBINATION TRUCKS		
		INTERV	COUNTS	FACTOR	INTERV	COUNTS	FACTOR	INTERV	COUNTS	FACTOR
01	4		5			5				
02	4		5							
03	4		2			1				
04	4									
05	4		2			1				
06	4		8			2				
07	4	31	33	1.06	11	11	1.00			
08	4	25	25	1.00	5	5	1.00			
09	4	22	22	1.00	5	5	1.00	1	1	1.00
10	4	34	34	1.00	6	6	1.00	1	1	1.00
11	4	19	21	1.11	5	6	1.20			
12	4	13	14	1.08	7	7	1.00			
13	4	29	31	1.07	4	4	1.00			
14	4	21	21	1.00	7	9	1.29			
15	4	23	24	1.04	8	8	1.00			
16	4	25	27	1.08	8	8	1.00			
17	4	19	21	1.11	8	9	1.13			
18	4	36	38	1.06	6	6	1.00			
19	4	22	24	1.09	5	5	1.00			
20	4	31	33	1.06	2	2	1.00			
21	4		31			3				
22	4		24			5				
23	4		17			3				
24	4		13			2				
TOTAL		350	368		87	91		2	2	
DIRECTIONAL FACTOR		368	475	1.29	91	113	1.24	2	2	1.00

HOWELL STATION 01

PRELIMINARY EXTERNAL EXPANSION 01046

SINGLE STATION

JANUARY 13, 1976

STATION 01 STATEWIDE STATION 47-0065

HOUR PERIOD	DIR	PASSENGER CARS AND TAXIS			SINGLE-UNIT TRUCKS			COMBINATION TRUCKS		
		INTERV	COUNTS	FACTOR	INTERV	COUNTS	FACTOR	INTERV	COUNTS	FACTOR
01	8		2							
02	8		3							
03	8		2							
04	8									
05	8									
06	8		1							
07	8	10	10	1.00	2	2	1.00			
08	8		1			2				
09	8	7	8	1.14	8	8	1.00			
10	8	16	16	1.00	8	8	1.00	1	1	1.00
11	8	14	14	1.00	6	6	1.00			
12	8	17	17	1.00	5	5	1.00			
13	8	34	34	1.00	9	9	1.00			
14	8	15	15	1.00	4	4	1.00			
15	8	21	23	1.10	5	6	1.20			
16	8	42	44	1.05	11	11	1.00	1	1	1.00
17	8	34	34	1.00	17	16	.94			
18	8	44	43	.98	12	13	1.08			
19	8	29	29	1.00	6	6	1.00			
20	8	41	43	1.05	11	11	1.00			
21	8		37			9				
22	8		33			13				
23	8		19			4				
24	8		19			4				
TOTAL		324	331		104	107		2	2	
DIRECTIONAL FACTOR		331	447	1.35	107	137	1.28	2	2	1.00

HOWELL STATION 02

PRELIMINARY EXTERNAL EXPANSION 01046

SINGLE STATION

JANUARY 13, 1976

STATION 02 STATEWIDE STATION 47-0064

HOUR PERIOD	DIR	PASSENGER CARS AND TAXIS			SINGLE-UNIT TRUCKS			COMBINATION TRUCKS		
		INTERV	COUNTS	FACTOR	INTERV	COUNTS	FACTOR	INTERV	COUNTS	FACTOR
01	4		5			4				
02	4		5			1				
03	4		3			1				
04	4		3							
05	4		10			2				
06	4		39			16				
07	4	90	122	1.36	39	45	1.15			
08	4	85	101	1.19	34	44	1.29	2	1	.50
09	4	69	99	1.43	19	27	1.42	1	2	2.00
10	4	90	100	1.11	29	33	1.14			
11	4	88	104	1.18	33	38	1.15	1	1	1.00
12	4	77	87	1.13	26	36	1.38	1	1	1.00
13	4	74	96	1.30	30	39	1.30	2	2	1.00
14	4	74	81	1.09	23	25	1.09			
15	4	89	109	1.22	26	38	1.46	2	2	1.00
16	4	85	99	1.16	20	20	1.00	2	2	1.00
17	4	64	75	1.17	35	37	1.06			
18	4	77	83	1.08	28	31	1.11			
19	4	87	99	1.14	9	10	1.11			
20	4	83	104	1.25	8	11	1.38	1	1	1.00
21	4		70			17			1	
22	4		68			13			1	
23	4		50			9			2	
24	4		17			6				
TOTAL		1132	1359		359	434		12	12	
DIRECTIONAL FACTOR		1359	1629	1.20	434	503	1.16	12	16	1.33

STATION 02 STATEWIDE STATION 47-0064

HOUR PERIOD	DIR	PASSENGER CARS AND TAXIS			SINGLE-UNIT TRUCKS			COMBINATION TRUCKS			
		INTERV	COUNTS	FACTOR	INTERV	COUNTS	FACTOR	INTERV	COUNTS	FACTOR	
01	8		30			9					
02	8		18			7					
03	8		11			4					
04	8		3			1					
05	8		2			1					
06	8		2			4					
07	8	8	11	1.38	4	2	.50				
08	8	18	19	1.06	16	17	1.06	1			
09	8	61	38	.62	22	18	.82	2	1	.50	
10	8	45	51	1.13	12	23	1.92				
11	8	43	66	1.53	28	38	1.36	2	2	1.00	
12	8	68	90	1.32	34	56	1.65	2	2	1.00	
13	8	77	93	1.21	24	29	1.21				
14	8	62	66	1.06	24	25	1.04	2	3	1.50	
15	8	73	90	1.23	24	31	1.29				
16	8	87	164	1.89	21	38	1.81				
17	8	84	153	1.82	28	59	2.11	3	3	1.00	
18	8	78	174	2.23	30	57	1.90	1	1	1.00	
19	8	83	107	1.29	17	23	1.35	2	2	1.00	
20	8	88	104	1.18	26	27	1.04	1	1	1.00	
21	8		119			23			1		
22	8		115			21			2		
23	8		72			19			1		
24	8		52			4					
TOTAL			875	1226		310	443		16	15	
DIRECTIONAL FACTOR			1226	1650	1.35	443	536	1.21	15	19	1.27

HOWELL STATION 03

PRELIMINARY EXTERNAL EXPANSION 01046

SINGLE STATION

JANUARY 13, 1976

STATION 03 STATEWIDE STATION 47-0062

HOUR PERIOD	DIR	PASSENGER CARS AND TAXIS			SINGLE-UNIT TRUCKS			COMBINATION TRUCKS		
		INTERV	COUNTS	FACTOR	INTERV	COUNTS	FACTOR	INTERV	COUNTS	FACTOR
01	3		38			8			1	
02	3		13			8			1	
03	3		17			1			1	
04	3		7			1			2	
05	3		12			3			4	
06	3		15			10			2	
07	3	38	47	1.24	29	30	1.03	5	5	1.00
08	3	80	99	1.24	15	22	1.47	4	5	1.25
09	3	66	70	1.06	33	35	1.06	8	10	1.25
10	3	64	78	1.22	26	30	1.15	11	12	1.09
11	3	96	123	1.28	35	37	1.06	12	13	1.08
12	3	98	113	1.15	33	38	1.15	8	11	1.38
13	3	76	140	1.84	27	43	1.59	10	15	1.50
14	3	81	144	1.78	31	49	1.58	2	3	1.50
15	3	119	154	1.29	31	40	1.29	4	5	1.25
16	3	79	225	2.85	32	51	1.59	2	4	2.00
17	3	131	194	1.48	41	58	1.41	2	2	1.00
18	3	126	227	1.80	22	50	2.27	2	3	1.50
19	3	73	122	1.67	18	28	1.56	1	4	4.00
20	3	105	111	1.06	22	26	1.18			
21	3		113			21			6	
22	3		92			19			1	
23	3		95			27			1	
24	3		130			28			1	
TOTAL		1232	1847		395	537		71	92	
DIRECTIONAL FACTOR		1847	2379	1.29	537	663	1.23	92	112	1.22

STATION 03 STATEWIDE STATION 47-0062

HOUR PERIOD	DIR	PASSENGER CARS AND TAXIS			SINGLE-UNIT TRUCKS			COMBINATION TRUCKS			
		INTERV	COUNTS	FACTOR	INTERV	COUNTS	FACTOR	INTERV	COUNTS	FACTOR	
01	7		34			5			1		
02	7		12			3					
03	7		10			2					
04	7		7			1			2		
05	7		4			2			3		
06	7		19			6					
07	7	80	89	1.11	28	39	1.39	2	2	1.00	
08	7	111	148	1.33	31	44	1.42	6	6	1.00	
09	7	118	158	1.34	27	42	1.56	3	8	2.67	
10	7	139	155	1.12	27	35	1.30	8	10	1.25	
11	7	115	121	1.05	40	46	1.15	18	18	1.00	
12	7	113	139	1.23	26	38	1.46	8	11	1.38	
13	7	112	153	1.37	32	51	1.59	7	14	2.00	
14	7	99	148	1.49	27	52	1.93	5	9	1.80	
15	7	99	156	1.58	25	47	1.88	9	11	1.22	
16	7	123	146	1.19	30	33	1.10	11	13	1.18	
17	7	102	155	1.52	44	56	1.27	10	12	1.20	
18	7	126	148	1.17	35	40	1.14	2	3	1.50	
19	7	79	133	1.68	31	48	1.55	5	9	1.80	
20	7	96	119	1.24	19	26	1.37	7	8	1.14	
21	7		114			21			1		
22	7		71			24			1		
23	7		70			16					
24	7		44			7			1		
TOTAL			1512	1968		422	597		101	134	
DIRECTIONAL FACTOR			1968	2353	1.20	597	684	1.15	134	143	1.07

HOWELL STATION 04

PRELIMINARY EXTERNAL EXPANSION 01046

SINGLE STATION

JANUARY 13, 1976

STATION 04 STATEWIDE STATION 47-0063

HOUR PERIOD	DIR	PASSENGER CARS AND TAXIS			SINGLE-UNIT TRUCKS			COMBINATION TRUCKS		
		INTERV	COUNTS	FACTOR	INTERV	COUNTS	FACTOR	INTERV	COUNTS	FACTOR
01	4		72			15				
02	4		40							
03	4		25			3				
04	4		15						1	
05	4		18			4			3	
06	4		63			26				
07	4	99	212	2.14	42	73	1.74	3	3	1.00
08	4	131	320	2.44	43	108	2.51	9	9	1.00
09	4	135	266	1.97	34	85	2.50	3	10	3.33
10	4	139	316	2.27	42	96	2.29	2	6	3.00
11	4	141	362	2.57	36	93	2.58	1	6	6.00
12	4	146	414	2.84	31	87	2.81	3	11	3.67
13	4	156	434	2.78	36	98	2.72	1	6	6.00
14	4	159	433	2.72	42	98	2.33	1	5	5.00
15	4	174	447	2.57	35	125	3.57	1	5	5.00
16	4	168	532	3.17	40	126	3.15	2	7	3.50
17	4	171	468	2.74	40	103	2.58	3	6	2.00
18	4	142	463	3.26	26	88	3.38	1	1	1.00
19	4	184	330	1.79	21	40	1.90	1	1	1.00
20	4	72	331	4.60	13	64	4.92		2	
21	4		268			48			2	
22	4		240			36			1	
23	4		180			34			1	
24	4		113			19			1	
TOTAL		2017	5328		481	1284		31	78	
DIRECTIONAL FACTOR		5328	6362	1.19	1284	1469	1.14	78	87	1.12

STATION 04 STATEWIDE STATION 47-0063

HOUR PERIOD	DIR	PASSENGER CARS AND TAXIS			SINGLE-UNIT TRUCKS			COMBINATION TRUCKS		
		INTERV	COUNTS	FACTOR	INTERV	COUNTS	FACTOR	INTERV	COUNTS	FACTOR
01	8		96			12				
02	8		58			9				
03	8		54			4			2	
04	8		10			2			3	
05	8		15			1				
06	8		27			11			2	
07	8	83	134	1.61	28	43	1.54			
08	8	114	250	2.19	18	52	2.89		6	
09	8	169	328	1.94	33	88	2.67	2	2	1.00
10	8	165	328	1.99	27	69	2.56	1		
11	8	109	316	2.90	26	93	3.58	5	8	1.60
12	8	172	404	2.35	37	100	2.70		13	
13	8	171	403	2.36	43	95	2.21	2	5	2.50
14	8	157	471	3.00	35	104	2.97	1	4	4.00
15	8	150	442	2.95	29	94	3.24	2	5	2.50
16	8	157	545	3.47	30	131	4.37		15	
17	8	168	555	3.30	31	122	3.94	2	9	4.50
18	8	182	520	2.86	28	118	4.21	1	4	4.00
19	8	185	413	2.23	34	68	2.00		2	
20	8	182	370	2.03	23	49	2.13			
21	8		271			45			3	
22	8		250			47			4	
23	8		220			24				
24	8		130			21				
TOTAL		2164	5479		422	1226		16	73	
DIRECTIONAL FACTOR		5479	6610	1.21	1226	1402	1.14	73	87	1.19

STATION 05 STATEWIDE STATION 47-3604

HOUR PERIOD	DIR	PASSENGER CARS AND TAXIS			SINGLE-UNIT TRUCKS			COMBINATION TRUCKS		
		INTERV	COUNTS	FACTOR	INTERV	COUNTS	FACTOR	INTERV	COUNTS	FACTOR
01	1		34			3			1	
02	1		14			2			1	
03	1		12			1				
04	1		4							
05	1		5			1				
06	1		24			7				
07	1	65	78	1.20	31	34	1.10	3	2	.67
08	1	111	142	1.28	30	40	1.33	3	4	1.33
09	1	126	156	1.24	25	34	1.36	4	4	1.00
10	1	142	162	1.14	30	36	1.20	7	6	.86
11	1	116	128	1.10	36	40	1.11	5	6	1.20
12	1	142	169	1.19	24	22	.92	4	4	1.00
13	1	137	192	1.40	28	42	1.50	5	5	1.00
14	1	131	155	1.18	37	46	1.24	4	6	1.50
15	1	131	159	1.21	32	40	1.25	8	8	1.00
16	1	128	157	1.23	32	45	1.41	4	5	1.25
17	1	170	219	1.29	26	42	1.62	5	7	1.40
18	1	145	204	1.41	24	38	1.58	4	4	1.00
19	1	138	176	1.28	20	25	1.25	2	2	1.00
20	1	148	176	1.19	18	23	1.28			
21	1		86			22			2	
22	1		80			11			2	
23	1		83			13				
24	1		59			10			1	
TOTAL		1830	2273		393	507		58	63	
DIRECTIONAL FACTOR		2273	2674	1.18	507	577	1.14	63	70	1.11

HOWELL STATION 05

PRELIMINARY EXTERNAL EXPANSION 01046

SINGLE STATION

JANUARY 13, 1976

STATION 05 STATEWIDE STATION 47-3604

HOUR PERIOD	DIR	PASSENGER CARS AND TAXIS			SINGLE-UNIT TRUCKS			COMBINATION TRUCKS		
		INTERV	COUNTS	FACTOR	INTERV	COUNTS	FACTOR	INTERV	COUNTS	FACTOR
01	5		46			11			1	
02	5		17			1				
03	5		11			3				
04	5		6							
05	5		6			6			3	
06	5		34			11			4	
07	5	92	94	1.02	19	22	1.16	8	9	1.13
08	5	113	121	1.07	32	34	1.06	4	5	1.25
09	5	103	115	1.12	33	36	1.09	10	10	1.00
10	5	96	102	1.06	40	44	1.10	4	4	1.00
11	5	117	145	1.24	35	38	1.09	8	10	1.25
12	5	125	181	1.45	27	36	1.33	4	6	1.50
13	5	125	158	1.26	30	33	1.10	5	6	1.20
14	5	138	148	1.07	39	49	1.26	3	3	1.00
15	5	124	159	1.28	48	55	1.15	5	7	1.40
16	5	126	181	1.44	39	55	1.41	3	4	1.33
17	5	154	205	1.33	33	48	1.45	2	5	2.50
18	5	160	205	1.28	39	47	1.21		1	
19	5	124	130	1.05	25	25	1.00	1	1	1.00
20	5	96	97	1.01	14	14	1.00	1	1	1.00
21	5		103			23			1	
22	5		102			17			2	
23	5		92			10				
24	5		70			9				
TOTAL		1693	2041		453	536		58	72	
DIRECTIONAL FACTOR		2041	2528	1.24	536	627	1.17	72	83	1.15

HOWELL STATION 06

PRELIMINARY EXTERNAL EXPANSION 01046

SINGLE STATION

JANUARY 13, 1976

STATION 06 STATEWIDE STATION 47-0017

HOUR PERIOD	DIR	PASSENGER CARS AND TAXIS			SINGLE-UNIT TRUCKS			COMBINATION TRUCKS		
		INTERV	COUNTS	FACTOR	INTERV	COUNTS	FACTOR	INTERV	COUNTS	FACTOR
01	3		9			2				
02	3		2			1				
03	3		2			1				
04	3		5							
05	3		8			3				
06	3		41			8				
07	3	63	66	1.05	26	27	1.04			
08	3	93	107	1.15	32	31	.97			
09	3	96	102	1.06	16	16	1.00	1	1	1.00
10	3	91	100	1.10	10	17	1.70	3	2	.67
11	3	82	88	1.07	15	19	1.27			
12	3	90	99	1.10	23	26	1.13	1	2	2.00
13	3	82	86	1.05	23	29	1.26			
14	3	90	97	1.08	19	21	1.11			
15	3	85	97	1.14	25	27	1.08	3	3	1.00
16	3	88	91	1.03	25	26	1.04	1	1	1.00
17	3	87	107	1.23	27	30	1.11			
18	3	83	87	1.05	14	15	1.07			
19	3	82	90	1.10	12	17	1.42			
20	3	91	101	1.11	17	20	1.18			
21	3		74			19				
22	3		52			14				
23	3		40			7				
24	3		46			5				
TOTAL		1203	1318		284	321		9	9	
DIRECTIONAL FACTOR		1318	1597	1.21	321	361	1.19	9	9	1.00

STATION 06 STATEWIDE STATION 47-0017

HOUR PERIOD	DIR	PASSENGER CARS AND TAXIS			SINGLE-UNIT TRUCKS			COMBINATION TRUCKS		
		INTERV	COUNTS	FACTOR	INTERV	COUNTS	FACTOR	INTERV	COUNTS	FACTOR
01	7		34			6				
02	7		12			2				
03	7		10			5				
04	7		6			2				
05	7		3			1				
06	7		14			1				
07	7	26	26	1.00	7	8	1.14			
08	7	49	53	1.08	13	15	1.15			
09	7	39	39	1.00	6	8	1.33			
10	7	52	58	1.12	16	23	1.44	1	3	3.00
11	7	54	76	1.41	9	21	2.33	2	2	1.00
12	7	68	88	1.29	16	24	1.50		1	
13	7	84	112	1.33	19	31	1.63			
14	7	83	95	1.14	27	28	1.04	2	2	1.00
15	7	87	111	1.28	20	26	1.30			
16	7	83	112	1.35	21	42	2.00	1	1	1.00
17	7	103	169	1.64	29	46	1.59		1	
18	7	104	165	1.59	21	32	1.52			
19	7	85	102	1.20	23	32	1.39			
20	7	79	95	1.20	10	14	1.40			
21	7		79			13				
22	7		100			24				
23	7		63			6				
24	7		38			9				
TOTAL		996	1301		237	350		6	10	
DIRECTIONAL FACTOR		1301	1660	1.28	350	419	1.20	10	10	1.00

STATION 07 STATEWIDE STATION 47-3625

HOUR PERIOD	DIR	PASSENGER CARS AND TAXIS			SINGLE-UNIT TRUCKS			COMBINATION TRUCKS		
		INTERV	COUNTS	FACTOR	INTERV	COUNTS	FACTOR	INTERV	COUNTS	FACTOR
01	4		116			17				
02	4		26			3			1	
03	4		23			3				
04	4		3			2				
05	4		6			1				
06	4		30			12				
07	4	130	157	1.21	37	41	1.11		1	
08	4	145	202	1.39	41	69	1.68	1	1	1.00
09	4	151	196	1.30	39	63	1.62	1	1	1.00
10	4	149	205	1.38	45	60	1.33	2	3	1.50
11	4	127	198	1.56	52	75	1.44	3	4	1.33
12	4	140	272	1.94	25	44	1.76	2	2	1.00
13	4	127	249	1.96	38	65	1.71	2	3	1.50
14	4	146	221	1.51	39	54	1.38	2	4	2.00
15	4	144	272	1.89	28	62	2.21	1	1	1.00
16	4	139	274	1.97	31	116	3.74	3	4	1.33
17	4	136	284	2.09	34	68	2.00		3	
18	4	142	277	1.95	24	46	1.92	1	3	3.00
19	4	143	191	1.34	29	35	1.21			
20	4	129	180	1.40	22	29	1.32	2	2	1.00
21	4		184			21			2	
22	4		187			26			1	
23	4		190			41			3	
24	4		187			31				
TOTAL		1948	3178		484	827		20	32	
DIRECTIONAL FACTOR		3178	4130	1.30	827	984	1.19	32	39	1.22

HOWELL STATION 07

PRELIMINARY EXTERNAL EXPANSION 01046

SINGLE STATION

JANUARY 13, 1976

STATION 07 STATEWIDE STATION 47-3625

HOUR PERIOD	DIR	PASSENGER CARS AND TAXIS			SINGLE-UNIT TRUCKS			COMBINATION TRUCKS		
		INTERV	COUNTS	FACTOR	INTERV	COUNTS	FACTOR	INTERV	COUNTS	FACTOR
01	8		64			12				
02	8		21			1				
03	8		16							
04	8		3			1				
05	8		2			3			1	
06	8		11			4				
07	8	97	119	1.23	26	32	1.23	3	3	1.00
08	8	113	134	1.19	29	35	1.21	2	4	2.00
09	8	122	134	1.10	51	52	1.02	7	7	1.00
10	8	143	172	1.20	36	52	1.44	3	4	1.33
11	8	145	205	1.41	30	55	1.83	1	4	4.00
12	8	151	201	1.33	50	66	1.32	1	2	2.00
13	8	176	254	1.44	36	49	1.36	2	3	1.50
14	8	142	229	1.61	34	51	1.50	3	4	1.33
15	8	146	262	1.79	23	46	2.00	3	6	2.00
16	8	138	307	2.22	41	85	2.07	4	6	1.50
17	8	110	321	2.92	27	57	2.11	2	3	1.50
18	8	158	279	1.77	37	57	1.54		1	
19	8	129	257	1.99	28	53	1.89	1	1	1.00
20	8	202	312	1.54	24	38	1.58	1	1	1.00
21	8		180			36			2	
22	8		208			43			1	
23	8		127			36				
24	8		59			10				
TOTAL		1972	3186		472	728		33	49	
DIRECTIONAL FACTOR		3186	3877	1.22	728	874	1.20	49	53	1.08

STATION 08 STATEWIDE STATION 47-3623

HOUR PERIOD	DIR	PASSENGER CARS AND TAXIS			SINGLE-UNIT TRUCKS			COMBINATION TRUCKS		
		INTERV	COUNTS	FACTOR	INTERV	COUNTS	FACTOR	INTERV	COUNTS	FACTOR
01	3		15			2				
02	3		8			3			3	
03	3		13			4			1	
04	3		1			2			1	
05	3		2			1			4	
06	3		8			4			3	
07	3	43	48	1.12	23	23	1.00	6	6	1.00
08	3	69	71	1.03	24	27	1.13	5	5	1.00
09	3	63	80	1.27	20	24	1.20	4	4	1.00
10	3	56	60	1.07	24	28	1.17	5	6	1.20
11	3	81	84	1.04	20	20	1.00	9	10	1.11
12	3	58	62	1.07	26	30	1.15	2	2	1.00
13	3	76	73	.96	22	21	.95	11	11	1.00
14	3	87	99	1.14	21	23	1.10	4	4	1.00
15	3	80	85	1.06	25	30	1.20	3	3	1.00
16	3	92	122	1.33	26	37	1.42	2	4	2.00
17	3	102	120	1.18	18	29	1.61	4	4	1.00
18	3	73	108	1.48	21	19	.90		3	
19	3	92	93	1.01	12	16	1.33	2	3	1.50
20	3	56	64	1.14	13	13	1.00	3	3	1.00
21	3		82			17			4	
22	3		48			11				
23	3		79			15			3	
24	3		40			8			3	
TOTAL		1028	1169		295	340		60	68	
DIRECTIONAL FACTOR		1169	1465	1.25	340	407	1.20	68	90	1.32

HOWELL STATION 08

PRELIMINARY EXTERNAL EXPANSION 01046

SINGLE STATION

JANUARY 13, 1976

STATION 08 STATEWIDE STATION 47-3623

HOUR PERIOD	DIR	PASSENGER CARS AND TAXIS			SINGLE-UNIT TRUCKS			COMBINATION TRUCKS		
		INTERV	COUNTS	FACTOR	INTERV	COUNTS	FACTOR	INTERV	COUNTS	FACTOR
01	7		17			2			4	
02	7		9			6			1	
03	7		7			1				
04	7		1			2			2	
05	7		3							
06	7		9			4			2	
07	7	53	59	1.11	26	29	1.12	3	3	1.00
08	7	77	80	1.04	24	26	1.08	3	3	1.00
09	7	100	106	1.06	19	20	1.05	2	2	1.00
10	7	76	84	1.11	29	30	1.03	5	5	1.00
11	7	59	66	1.12	28	28	1.00	4	6	1.50
12	7	81	98	1.21	21	29	1.38	7	8	1.14
13	7	79	84	1.06	18	22	1.22	5	7	1.40
14	7	60	85	1.42	15	20	1.33	7	8	1.14
15	7	75	75	1.00	19	19	1.00	2	3	1.50
16	7	87	105	1.21	25	31	1.24	9	13	1.44
17	7	87	86	.99	23	31	1.35	7	8	1.14
18	7	78	98	1.26	24	27	1.13	1	3	3.00
19	7	87	89	1.02	26	30	1.15	1	1	1.00
20	7	62	61	.98	9	12	1.33	3	3	1.00
21	7		61			22			3	
22	7		35			9			2	
23	7		36			8			1	
24	7		27			2			1	
TOTAL		1061	1176		306	354		59	73	
DIRECTIONAL FACTOR		1176	1381	1.17	354	410	1.16	73	89	1.22

HOWELL STATION 08

PRELIMINARY EXTERNAL EXPANSION 01046

SINGLE STATION

JANUARY 13, 1976

IAS 000000

INT 000000

EXT 027395

TR/TX 000000

TOTAL 027395

STATION 01 STATEWIDE STATION 47-0065

24 HOUR FACTORS

1.29 (PASSENGER CAR AND TAXI)
1.35 (PASSENGER CAR AND TAXI)

1.24 (SINGLE-UNIT TRUCK AND BUS)
1.28 (SINGLE-UNIT TRUCK AND BUS)

1.00 (TRAILER COMBINATIONS)
1.00 (TRAILER COMBINATIONS)

HOUR	PASSENGER CAR AND TAXI		SINGLE-UNIT TRUCK AND BUS		TRAILER COMBINATIONS	
	DIR 4 FACTOR	DIR 8 FACTOR	DIR 4 FACTOR	DIR 8 FACTOR	DIR 4 FACTOR	DIR 8 FACTOR
01						
02						
03						
04						
05						
06						
07	1.06	1.00	1.00	1.00		
08	1.00		1.00			
09	1.00	1.14	1.00	1.00	1.00	
10	1.00	1.00	1.00	1.00	1.00	1.00
11	1.11	1.00	1.20	1.00		
12	1.08	1.00	1.00	1.00		
13	1.07	1.00	1.00	1.00		
14	1.00	1.00	1.29	1.00		
15	1.04	1.10	1.00	1.20		
16	1.08	1.05	1.00	1.00		1.00
17	1.11	1.00	1.13	.94		
18	1.06	.98	1.00	1.08		
19	1.09	1.00	1.00	1.00		
20	1.06	1.05	1.00	1.00		
21						
22						
23						
24						

STATION 02 STATEWIDE STATION 47-0065

24 HOUR FACTORS

1.20 (PASSENGER CAR AND TAXI)
1.35 (PASSENGER CAR AND TAXI)

1.16 (SINGLE-UNIT TRUCK AND BUS)
1.21 (SINGLE-UNIT TRUCK AND BUS)

1.33 (TRAILER COMBINATIONS)
1.27 (TRAILER COMBINATIONS)

HOUR	PASSENGER CAR AND TAXI		SINGLE-UNIT TRUCK AND BUS		TRAILER COMBINATIONS	
	DIR 4 FACTOR	DIR 8 FACTOR	DIR 4 FACTOR	DIR 8 FACTOR	DIR 4 FACTOR	DIR 8 FACTOR
01						
02						
03						
04						
05						
06						
07	1.36	1.38	1.15	.50		
08	1.19	1.06	1.29	1.06	.50	
09	1.43	.62	1.42	.82	2.00	.50
10	1.11	1.13	1.14	1.92		
11	1.18	1.53	1.15	1.36	1.00	1.00
12	1.13	1.32	1.38	1.65	1.00	1.00
13	1.30	1.21	1.30	1.21	1.00	
14	1.09	1.06	1.09	1.04		1.50
15	1.22	1.23	1.46	1.29	1.00	
16	1.16	1.89	1.00	1.81	1.00	
17	1.17	1.82	1.06	2.11		1.00
18	1.08	2.23	1.11	1.90		1.00
19	1.14	1.29	1.11	1.35		1.00
20	1.25	1.18	1.38	1.04	1.00	1.00
21						
22						
23						
24						

STATION 03 STATEWIDE STATION 47-0065

24 HOUR FACTORS

1.29 (PASSENGER CAR AND TAXI)
1.20 (PASSENGER CAR AND TAXI)

1.23 (SINGLE-UNIT TRUCK AND BUS)
1.15 (SINGLE-UNIT TRUCK AND BUS)

1.22 (TRAILER COMBINATIONS)
1.07 (TRAILER COMBINATIONS)

HOUR	PASSENGER CAR AND TAXI		SINGLE-UNIT TRUCK AND BUS		TRAILER COMBINATIONS	
	DIR 3 FACTOR	DIR 7 FACTOR	DIR 3 FACTOR	DIR 7 FACTOR	DIR 3 FACTOR	DIR 7 FACTOR
01						
02						
03						
04						
05						
06						
07	1.24	1.11	1.03	1.39	1.00	1.00
08	1.24	1.33	1.47	1.42	1.25	1.00
09	1.06	1.34	1.06	1.56	1.25	2.67
10	1.22	1.12	1.15	1.30	1.09	1.25
11	1.28	1.05	1.06	1.15	1.08	1.00
12	1.15	1.23	1.15	1.46	1.38	1.38
13	1.84	1.37	1.59	1.59	1.50	2.00
14	1.78	1.49	1.58	1.93	1.50	1.80
15	1.29	1.58	1.29	1.88	1.25	1.22
16	2.85	1.19	1.59	1.10	2.00	1.18
17	1.48	1.52	1.41	1.27	1.00	1.20
18	1.80	1.17	2.27	1.14	1.50	1.50
19	1.67	1.68	1.56	1.55	4.00	1.80
20	1.06	1.24	1.18	1.37		1.14
21						
22						
23						
24						

STATION 04 STATEWIDE STATION 47-0065

24 HOUR FACTORS

1.19 (PASSENGER CAR AND TAXI)
1.21 (PASSENGER CAR AND TAXI)

1.14 (SINGLE-UNIT TRUCK AND BUS)
1.14 (SINGLE-UNIT TRUCK AND BUS)

1.12 (TRAILER COMBINATIONS)
1.19 (TRAILER COMBINATIONS)

HOUR	PASSENGER CAR AND TAXI		SINGLE-UNIT TRUCK AND BUS		TRAILER COMBINATIONS	
	DIR 4 FACTOR	DIR 8 FACTOR	DIR 4 FACTOR	DIR 8 FACTOR	DIR 4 FACTOR	DIR 8 FACTOR
01						
02						
03						
04						
05						
06						
07	2.14	1.61	1.74	1.54	1.00	
08	2.44	2.19	2.51	2.89	1.00	
09	1.97	1.94	2.50	2.67	3.33	1.00
10	2.27	1.99	2.29	2.56	3.00	
11	2.57	2.90	2.58	3.58	6.00	1.60
12	2.84	2.35	2.81	2.70	3.67	
13	2.78	2.36	2.72	2.21	6.00	2.50
14	2.72	3.00	2.33	2.97	5.00	4.00
15	2.57	2.95	3.57	3.24	5.00	2.50
16	3.17	3.47	3.15	4.37	3.50	
17	2.74	3.30	2.58	3.94	2.00	4.50
18	3.26	2.86	3.38	4.21	1.00	4.00
19	1.79	2.23	1.90	2.00	1.00	
20	4.60	2.03	4.92	2.13		
21						
22						
23						
24						

STATION 05 STATEWIDE STATION 47-0065

24 HOUR FACTORS

1.18 (PASSENGER CAR AND TAXI)
1.24 (PASSENGER CAR AND TAXI)

1.14 (SINGLE-UNIT TRUCK AND BUS)
1.17 (SINGLE-UNIT TRUCK AND BUS)

1.11 (TRAILER COMBINATIONS)
1.15 (TRAILER COMBINATIONS)

HOUR	PASSENGER CAR AND TAXI		SINGLE-UNIT TRUCK AND BUS		TRAILER COMBINATIONS	
	DIR 1 FACTOR	DIR 5 FACTOR	DIR 1 FACTOR	DIR 5 FACTOR	DIR 1 FACTOR	DIR 5 FACTOR
01						
02						
03						
04						
05						
06						
07	1.20	1.02	1.10	1.16	.67	1.13
08	1.28	1.07	1.33	1.06	1.33	1.25
09	1.24	1.12	1.36	1.09	1.00	1.00
10	1.14	1.06	1.20	1.10	.86	1.00
11	1.10	1.24	1.11	1.09	1.20	1.25
12	1.19	1.45	.92	1.33	1.00	1.50
13	1.40	1.26	1.50	1.10	1.00	1.20
14	1.18	1.07	1.24	1.26	1.50	1.00
15	1.21	1.28	1.25	1.15	1.00	1.40
16	1.23	1.44	1.41	1.41	1.25	1.33
17	1.29	1.33	1.62	1.45	1.40	2.50
18	1.41	1.28	1.58	1.21	1.00	
19	1.28	1.05	1.25	1.00	1.00	1.00
20	1.19	1.01	1.28	1.00		1.00
21						
22						
23						
24						

STATION 06 STATEWIDE STATION 47-0065

24 HOUR FACTORS

1.21 (PASSENGER CAR AND TAXI)
1.28 (PASSENGER CAR AND TAXI)

1.19 (SINGLE-UNIT TRUCK AND BUS)
1.20 (SINGLE-UNIT TRUCK AND BUS)

1.00 (TRAILER COMBINATIONS)
1.00 (TRAILER COMBINATIONS)

HOUR	PASSENGER CAR AND TAXI		SINGLE-UNIT TRUCK AND BUS		TRAILER COMBINATIONS	
	DIR 3 FACTOR	DIR 7 FACTOR	DIR 3 FACTOR	DIR 7 FACTOR	DIR 3 FACTOR	DIR 7 FACTOR
01						
02						
03						
04						
05						
06						
07	1.05	1.00	1.04	1.14		
08	1.15	1.08	.97	1.15		
09	1.06	1.00	1.00	1.33	1.00	
10	1.10	1.12	1.70	1.44	.67	3.00
11	1.07	1.41	1.27	2.33		1.00
12	1.10	1.29	1.13	1.50	2.00	
13	1.05	1.33	1.26	1.63		
14	1.08	1.14	1.11	1.04		1.00
15	1.14	1.28	1.08	1.30	1.00	
16	1.03	1.35	1.04	2.00	1.00	1.00
17	1.23	1.64	1.11	1.59		
18	1.05	1.59	1.07	1.52		
19	1.10	1.20	1.42	1.39		
20	1.11	1.20	1.18	1.40		
21						
22						
23						
24						

HOWELL

FINAL EXTERNAL EXPANSION 01047

SINGLE STATION SURVEY

JANUARY 13, 1976

STATION 07 STATEWIDE STATION 47-0065

24 HOUR FACTORS

1.30 (PASSENGER CAR AND TAXI)
1.22 (PASSENGER CAR AND TAXI)

1.19 (SINGLE-UNIT TRUCK AND BUS)
1.20 (SINGLE-UNIT TRUCK AND BUS)

1.22 (TRAILER COMBINATIONS)
1.08 (TRAILER COMBINATIONS)

HOUR	PASSENGER CAR AND TAXI		SINGLE-UNIT TRUCK AND BUS		TRAILER COMBINATIONS	
	DIR 4 FACTOR	DIR 8 FACTOR	DIR 4 FACTOR	DIR 8 FACTOR	DIR 4 FACTOR	DIR 8 FACTOR
01						
02						
03						
04						
05						
06						
07	1.21	1.23	1.11	1.23		1.00
08	1.39	1.19	1.68	1.21	1.00	2.00
09	1.30	1.10	1.62	1.02	1.00	1.00
10	1.38	1.20	1.33	1.44	1.50	1.33
11	1.56	1.41	1.44	1.83	1.33	4.00
12	1.94	1.33	1.76	1.32	1.00	2.00
13	1.96	1.44	1.71	1.36	1.50	1.50
14	1.51	1.61	1.38	1.50	2.00	1.33
15	1.89	1.79	2.21	2.00	1.00	2.00
16	1.97	2.22	3.74	2.07	1.33	1.50
17	2.09	2.92	2.00	2.11		1.50
18	1.95	1.77	1.92	1.54	3.00	
19	1.34	1.99	1.21	1.89		1.00
20	1.40	1.54	1.32	1.58	1.00	1.00
21						
22						
23						
24						

STATION 08 STATEWIDE STATION 47-0065

24 HOUR FACTORS

1.25 (PASSENGER CAR AND TAXI)
1.17 (PASSENGER CAR AND TAXI)

1.20 (SINGLE-UNIT TRUCK AND BUS)
1.16 (SINGLE-UNIT TRUCK AND BUS)

1.32 (TRAILER COMBINATIONS)
1.22 (TRAILER COMBINATIONS)

HOUR	PASSENGER CAR AND TAXI		SINGLE-UNIT TRUCK AND BUS		TRAILER COMBINATIONS	
	DIR 3 FACTOR	DIR 7 FACTOR	DIR 3 FACTOR	DIR 7 FACTOR	DIR 3 FACTOR	DIR 7 FACTOR
01						
02						
03						
04						
05						
06						
07	1.12	1.11	1.00	1.12	1.00	1.00
08	1.03	1.04	1.13	1.08	1.00	1.00
09	1.27	1.06	1.20	1.05	1.00	1.00
10	1.07	1.11	1.17	1.03	1.20	1.00
11	1.04	1.12	1.00	1.00	1.11	1.50
12	1.07	1.21	1.15	1.38	1.00	1.14
13	.96	1.06	.95	1.22	1.00	1.40
14	1.14	1.42	1.10	1.33	1.00	1.14
15	1.06	1.00	1.20	1.00	1.00	1.50
16	1.33	1.21	1.42	1.24	2.00	1.44
17	1.18	.99	1.61	1.35	1.00	1.14
18	1.48	1.26	.90	1.13		3.00
19	1.01	1.02	1.33	1.15	1.50	1.00
20	1.14	.98	1.00	1.33	1.00	1.00
21						
22						
23						
24						

HOWELL

FINAL EXTERNAL EXPANSION 01047

SINGLE STATION SURVEY

JANUARY 13, 1976

RECORDS READ 027395

EXTERNALS FACTORED 027395

EXTERNALS HALF-FACTORED 00000

RECORDS WRITTEN 027395

STATION 01 STATEWIDE STATION 47-0065

24 HOUR FACTORS

1.29 (PASSENGER CAR AND TAXI)
1.35 (PASSENGER CAR AND TAXI)

1.24 (SINGLE-UNIT TRUCK AND BUS)
1.28 (SINGLE-UNIT TRUCK AND BUS)

1.00 (TRAILER COMBINATIONS)
1.00 (TRAILER COMBINATIONS)

HOUR	PASSENGER CAR AND TAXI		SINGLE-UNIT TRUCK AND BUS		TRAILER COMBINATIONS	
	DIR 4 FACTOR	DIR 8 FACTOR	DIR 4 FACTOR	DIR 8 FACTOR	DIR 4 FACTOR	DIR 8 FACTOR
01						
02						
03						
04						
05						
06						
07	1.06	1.00	1.00	1.00		
08	1.00		1.00			
09	1.00	1.14	1.00	1.00	1.00	
10	1.00	1.00	1.00	1.00	1.00	1.00
11	1.11	1.00	1.20	1.00		
12	1.08	1.00	1.00	1.00		
13	1.07	1.00	1.00	1.00		
14	1.00	1.00	1.29	1.00		
15	1.04	1.10	1.00	1.20		
16	1.08	1.05	1.00	1.00		1.00
17	1.11	1.00	1.13	.94		
18	1.06	.98	1.00	1.08		
19	1.09	1.00	1.00	1.00		
20	1.06	1.05	1.00	1.00		
21						
22						
23						
24						

STATION 02 STATEWIDE STATION 47-0065

24 HOUR FACTORS

1.20 (PASSENGER CAR AND TAXI)
1.35 (PASSENGER CAR AND TAXI)

1.16 (SINGLE-UNIT TRUCK AND BUS)
1.21 (SINGLE-UNIT TRUCK AND BUS)

1.33 (TRAILER COMBINATIONS)
1.27 (TRAILER COMBINATIONS)

HOUR	PASSENGER CAR AND TAXI		SINGLE-UNIT TRUCK AND BUS		TRAILER COMBINATIONS	
	DIR 4 FACTOR	DIR 8 FACTOR	DIR 4 FACTOR	DIR 8 FACTOR	DIR 4 FACTOR	DIR 8 FACTOR
01						
02						
03						
04						
05						
06						
07	1.36	1.38	1.15	.50		
08	1.19	1.06	1.29	1.06	.50	
09	1.43	.62	1.42	.82	2.00	.50
10	1.11	1.13	1.14	1.92		
11	1.18	1.53	1.15	1.36	1.00	1.00
12	1.13	1.32	1.38	1.65	1.00	1.00
13	1.30	1.21	1.30	1.21	1.00	
14	1.09	1.06	1.09	1.04		1.50
15	1.22	1.23	1.46	1.29	1.00	
16	1.16	1.89	1.00	1.81	1.00	
17	1.17	1.82	1.06	2.11		1.00
18	1.08	2.23	1.11	1.90		1.00
19	1.14	1.29	1.11	1.35		1.00
20	1.25	1.18	1.38	1.04	1.00	1.00
21						
22						
23						
24						

STATION 03 STATEWIDE STATION 47-0065

24 HOUR FACTORS

1.29 (PASSENGER CAR AND TAXI)
1.20 (PASSENGER CAR AND TAXI)

1.23 (SINGLE-UNIT TRUCK AND BUS)
1.15 (SINGLE-UNIT TRUCK AND BUS)

1.22 (TRAILER COMBINATIONS)
1.07 (TRAILER COMBINATIONS)

HOUR	PASSENGER CAR AND TAXI		SINGLE-UNIT TRUCK AND BUS		TRAILER COMBINATIONS	
	DIR 3 FACTOR	DIR 7 FACTOR	DIR 3 FACTOR	DIR 7 FACTOR	DIR 3 FACTOR	DIR 7 FACTOR
01						
02						
03						
04						
05						
06						
07	1.24	1.11	1.03	1.39	1.00	1.00
08	1.24	1.33	1.47	1.42	1.25	1.00
09	1.06	1.34	1.06	1.56	1.25	2.67
10	1.22	1.12	1.15	1.30	1.09	1.25
11	1.28	1.05	1.06	1.15	1.08	1.00
12	1.15	1.23	1.15	1.46	1.38	1.38
13	1.84	1.37	1.59	1.59	1.50	2.00
14	1.78	1.49	1.58	1.93	1.50	1.80
15	1.29	1.58	1.29	1.88	1.25	1.22
16	2.85	1.19	1.59	1.10	2.00	1.18
17	1.48	1.52	1.41	1.27	1.00	1.20
18	1.80	1.17	2.27	1.14	1.50	1.50
19	1.67	1.68	1.56	1.55	4.00	1.80
20	1.06	1.24	1.18	1.37		1.14
21						
22						
23						
24						

STATION 04 STATEWIDE STATION 47-0065

24 HOUR FACTORS

1.19 (PASSENGER CAR AND TAXI)
1.21 (PASSENGER CAR AND TAXI)

1.14 (SINGLE-UNIT TRUCK AND BUS)
1.14 (SINGLE-UNIT TRUCK AND BUS)

1.12 (TRAILER COMBINATIONS)
1.19 (TRAILER COMBINATIONS)

HOUR	PASSENGER CAR AND TAXI		SINGLE-UNIT TRUCK AND BUS		TRAILER COMBINATIONS	
	DIR 4 FACTOR	DIR 8 FACTOR	DIR 4 FACTOR	DIR 8 FACTOR	DIR 4 FACTOR	DIR 8 FACTOR
01						
02						
03						
04						
05						
06						
07	2.14	1.61	1.74	1.54	1.00	
08	2.44	2.19	2.51	2.89	1.00	
09	1.97	1.94	2.50	2.67	3.33	1.00
10	2.27	1.99	2.29	2.56	3.00	
11	2.57	2.90	2.58	3.58	6.00	1.60
12	2.84	2.35	2.81	2.70	3.67	
13	2.78	2.36	2.72	2.21	6.00	2.50
14	2.72	3.00	2.33	2.97	5.00	4.00
15	2.57	2.95	3.57	3.24	5.00	2.50
16	3.17	3.47	3.15	4.37	3.50	
17	2.74	3.30	2.58	3.94	2.00	4.50
18	3.26	2.66	3.38	4.21	1.00	4.00
19	1.79	2.23	1.90	2.00	1.00	
20	4.60	2.03	4.92	2.13		
21						
22						
23						
24						

STATION 05 STATEWIDE STATION 47-0065

24 HOUR FACTORS

1.18 (PASSENGER CAR AND TAXI)
1.24 (PASSENGER CAR AND TAXI)

1.14 (SINGLE-UNIT TRUCK AND BUS)
1.17 (SINGLE-UNIT TRUCK AND BUS)

1.11 (TRAILER COMBINATIONS)
1.15 (TRAILER COMBINATIONS)

HOUR	PASSENGER CAR AND TAXI		SINGLE-UNIT TRUCK AND BUS		TRAILER COMBINATIONS	
	DIR 1 FACTOR	DIR 5 FACTOR	DIR 1 FACTOR	DIR 5 FACTOR	DIR 1 FACTOR	DIR 5 FACTOR
01						
02						
03						
04						
05						
06						
07	1.20	1.02	1.10	1.16	.67	1.13
08	1.28	1.07	1.33	1.06	1.33	1.25
09	1.24	1.12	1.36	1.09	1.00	1.00
10	1.14	1.06	1.20	1.10	.86	1.00
11	1.10	1.24	1.11	1.09	1.20	1.25
12	1.19	1.45	.92	1.33	1.00	1.50
13	1.40	1.26	1.50	1.10	1.00	1.20
14	1.18	1.07	1.24	1.26	1.50	1.00
15	1.21	1.28	1.25	1.15	1.00	1.40
16	1.23	1.44	1.41	1.41	1.25	1.33
17	1.29	1.33	1.62	1.45	1.40	2.50
18	1.41	1.28	1.58	1.21	1.00	
19	1.28	1.05	1.25	1.00	1.00	1.00
20	1.19	1.01	1.28	1.00		1.00
21						
22						
23						
24						

STATION 06 STATEWIDE STATION 47-0065

24 HOUR FACTORS

1.21 (PASSENGER CAR AND TAXI)
1.28 (PASSENGER CAR AND TAXI)

1.19 (SINGLE-UNIT TRUCK AND BUS)
1.20 (SINGLE-UNIT TRUCK AND BUS)

1.00 (TRAILER COMBINATIONS)
1.00 (TRAILER COMBINATIONS)

HOUR	PASSENGER CAR AND TAXI		SINGLE-UNIT TRUCK AND BUS		TRAILER COMBINATIONS	
	DIR 3 FACTOR	DIR 7 FACTOR	DIR 3 FACTOR	DIR 7 FACTOR	DIR 3 FACTOR	DIR 7 FACTOR
01						
02						
03						
04						
05						
06						
07	1.05	1.00	1.04	1.14		
08	1.15	1.08	.97	1.15		
09	1.06	1.00	1.00	1.33	1.00	
10	1.10	1.12	1.70	1.44	.67	3.00
11	1.07	1.41	1.27	2.33		1.00
12	1.10	1.29	1.13	1.50	2.00	
13	1.05	1.33	1.26	1.63		
14	1.08	1.14	1.11	1.04		1.00
15	1.14	1.28	1.08	1.30	1.00	
16	1.03	1.35	1.04	2.00	1.00	1.00
17	1.23	1.64	1.11	1.59		
18	1.05	1.59	1.07	1.52		
19	1.10	1.20	1.42	1.39		
20	1.11	1.20	1.18	1.40		
21						
22						
23						
24						

STATION 07 STATEWIDE STATION 47-0065

24 HOUR FACTORS

1.30 (PASSENGER CAR AND TAXI)
1.22 (PASSENGER CAR AND TAXI)

1.19 (SINGLE-UNIT TRUCK AND BUS)
1.20 (SINGLE-UNIT TRUCK AND BUS)

1.22 (TRAILER COMBINATIONS)
1.08 (TRAILER COMBINATIONS)

HOUR	PASSENGER CAR AND TAXI		SINGLE-UNIT TRUCK AND BUS		TRAILER COMBINATIONS	
	DIR 4 FACTOR	DIR 8 FACTOR	DIR 4 FACTOR	DIR 8 FACTOR	DIR 4 FACTOR	DIR 8 FACTOR
01						
02						
03						
04						
05						
06						
07	1.21	1.23	1.11	1.23		1.00
08	1.39	1.19	1.68	1.21	1.00	2.00
09	1.30	1.10	1.62	1.02	1.00	1.00
10	1.38	1.20	1.33	1.44	1.50	1.33
11	1.56	1.41	1.44	1.83	1.33	4.00
12	1.94	1.33	1.76	1.32	1.00	2.00
13	1.96	1.44	1.71	1.36	1.50	1.50
14	1.51	1.61	1.38	1.50	2.00	1.33
15	1.89	1.79	2.21	2.00	1.00	2.00
16	1.97	2.22	3.74	2.07	1.33	1.50
17	2.09	2.92	2.00	2.11		1.50
18	1.95	1.77	1.92	1.54	3.00	
19	1.34	1.99	1.21	1.89		1.00
20	1.40	1.54	1.32	1.58	1.00	1.00
21						
22						
23						
24						

STATION 08 STATEWIDE STATION 47-0065

24 HOUR FACTORS

1.25 (PASSENGER CAR AND TAXI)
1.17 (PASSENGER CAR AND TAXI)

1.20 (SINGLE-UNIT TRUCK AND BUS)
1.16 (SINGLE-UNIT TRUCK AND BUS)

1.32 (TRAILER COMBINATIONS)
1.22 (TRAILER COMBINATIONS)

HOUR	PASSENGER CAR AND TAXI		SINGLE-UNIT TRUCK AND BUS		TRAILER COMBINATIONS	
	DIR 3 FACTOR	DIR 7 FACTOR	DIR 3 FACTOR	DIR 7 FACTOR	DIR 3 FACTOR	DIR 7 FACTOR
01						
02						
03						
04						
05						
06						
07	1.12	1.11	1.00	1.12	1.00	1.00
08	1.03	1.04	1.13	1.08	1.00	1.00
09	1.27	1.06	1.20	1.05	1.00	1.00
10	1.07	1.11	1.17	1.03	1.20	1.00
11	1.04	1.12	1.00	1.00	1.11	1.50
12	1.07	1.21	1.15	1.38	1.00	1.14
13	.96	1.06	.95	1.22	1.00	1.40
14	1.14	1.42	1.10	1.33	1.00	1.14
15	1.06	1.00	1.20	1.00	1.00	1.50
16	1.33	1.21	1.42	1.24	2.00	1.44
17	1.18	.99	1.61	1.35	1.00	1.14
18	1.48	1.26	.90	1.13		3.00
19	1.01	1.02	1.33	1.15	1.50	1.00
20	1.14	.98	1.00	1.33	1.00	1.00
21						
22						
23						
24						

HOWELL

FINAL EXTERNAL EXPANSION 01047

SINGLE STATION SURVEY

JANUARY 13, 1976

RECORDS READ 027395

EXTERNALS FACTORED 027395

EXTERNALS HALF-FACTORED 010638

RECORDS WRITTEN 027395

VEHICLE TYPE - TRIP PURPOSE SUMMARY

FORM NUMBER = 6

EXIT-ENT STAT = 01 TO 07

VEHICLE TYPE

RANGES	1	2	3	4	5	6	7	8	TOTAL TOT %
	1	2	3	4	5	6	7	8	
1 1	2794.22	11.00	981.79	30.64	307.35	173.10	0.00	0.00	4298.10
ROW %	65.01	0.26	22.84	0.71	7.15	4.03	0.00	0.00	53.70
COL %	47.08	16.60	68.67	52.54	90.74	98.84	0.00	0.00	
T TOT %	34.91	0.14	12.27	0.38	3.84	2.16	0.00	0.00	
R 2 2	473.91	9.40	96.96	7.61	5.41	0.00	0.00	0.00	593.29
ROW %	79.88	1.58	16.34	1.28	0.91	0.00	0.00	0.00	7.41
I COL %	7.98	14.18	6.78	13.05	1.60	0.00	0.00	0.00	
P TOT %	5.92	0.12	1.21	0.10	0.07	0.00	0.00	0.00	
3 3	387.59	0.77	80.30	1.20	10.00	1.33	0.00	0.00	481.19
ROW %	80.55	0.16	16.69	0.25	2.08	0.28	0.00	0.00	6.01
P COL %	6.53	1.16	5.62	2.06	2.95	0.76	0.00	0.00	
P TOT %	4.84	0.01	1.00	0.01	0.12	0.02	0.00	0.00	
U 4 4	149.53	23.34	19.22	8.96	5.02	0.00	0.00	0.00	206.07
ROW %	72.56	11.33	9.33	4.35	2.44	0.00	0.00	0.00	2.57
R COL %	2.52	35.22	1.34	15.36	1.48	0.00	0.00	0.00	
P TOT %	1.87	0.29	0.24	0.11	0.06	0.00	0.00	0.00	
5 5	1394.48	15.45	145.49	5.31	3.60	0.70	0.00	0.00	1565.03
ROW %	89.10	0.99	9.30	0.34	0.23	0.04	0.00	0.00	19.55
S COL %	23.49	23.31	10.18	9.10	1.06	0.40	0.00	0.00	
S TOT %	17.42	0.19	1.82	0.07	0.04	0.01	0.00	0.00	
E 6 6	735.63	6.31	105.95	4.60	7.33	0.00	0.00	0.00	859.82
ROW %	85.56	0.73	12.32	0.53	0.85	0.00	0.00	0.00	10.74
COL %	12.39	9.52	7.41	7.89	2.16	0.00	0.00	0.00	
TOT %	9.19	0.08	1.32	0.06	0.09	0.00	0.00	0.00	

TOTAL	5935.36	66.27	1429.71	58.32	338.71	175.13	0.00	0.00	8003.50
TOT %	74.16	0.83	17.86	0.73	4.23	2.19	0.00	0.00	

GENERAL PURPOSE SUMMARY HOWELL ALL STATIONS

FORM NUMBER = 6
 EXIT-ENT STAT = TO

VEHICLE TYPE

RANGES	1	2	3	4	5	6	7	8	TOTAL TOT %
	1	2	3	4	5	6	7	8	
1 1	9702.03	15.32	2622.68	27.29	852.27	317.73	0.00	0.00	13537.32
ROW %	71.67	0.11	19.37	0.20	6.30	2.35	0.00	0.00	40.71
COL %	35.98	12.88	53.98	42.94	92.26	98.13	0.00	0.00	
T TOT %	29.17	0.05	7.89	0.08	2.56	0.96	0.00	0.00	
R 2	3117.04	17.75	428.25	5.54	4.88	0.00	0.00	0.00	3573.46
ROW %	87.23	0.50	11.98	0.16	0.14	0.00	0.00	0.00	10.74
COL %	11.56	14.92	8.81	8.72	0.53	0.00	0.00	0.00	
I TOT %	9.37	0.05	1.29	0.02	0.01	0.00	0.00	0.00	
P 3	5458.10	23.66	835.42	7.48	22.07	3.10	0.00	0.00	6349.83
ROW %	85.96	0.37	13.16	0.12	0.35	0.05	0.00	0.00	19.09
COL %	20.24	19.88	17.19	11.77	2.39	0.96	0.00	0.00	
P TOT %	16.41	0.07	2.51	0.02	0.07	0.01	0.00	0.00	
U 4	187.84	18.48	7.77	5.96	6.12	2.94	0.00	0.00	229.11
ROW %	81.99	8.07	3.39	2.60	2.67	1.28	0.00	0.00	0.69
COL %	0.70	15.53	0.16	9.38	0.66	0.91	0.00	0.00	
P TOT %	0.56	0.06	0.02	0.02	0.02	0.01	0.00	0.00	
S 5	4943.50	14.06	537.99	10.13	6.10	0.00	0.00	0.00	5511.78
ROW %	89.69	0.26	9.76	0.18	0.11	0.00	0.00	0.00	16.57
COL %	18.33	11.82	11.07	15.94	0.66	0.00	0.00	0.00	
S TOT %	14.86	0.04	1.62	0.03	0.02	0.00	0.00	0.00	
E 6	3559.59	29.72	426.78	7.16	32.30	0.00	0.00	0.00	4055.55
ROW %	87.77	0.73	10.52	0.18	0.80	0.00	0.00	0.00	12.19
COL %	13.20	24.98	8.78	11.26	3.50	0.00	0.00	0.00	
TOT %	10.70	0.09	1.28	0.02	0.10	0.00	0.00	0.00	
<hr/>									
TOTAL	26968.10	118.99	4858.89	63.56	923.74	323.77	0.00	0.00	33257.05
TOT %	81.09	0.36	14.61	0.19	2.78	0.97	0.00	0.00	

GENERAL PURPOSE SUMMARY HOWELL ALL STATIONS

FORM NUMBER = 6
 EXIT-ENT STAT = 01 TO

VEHICLE TYPE

RANGES	1	2	3	4	5	6	7	8	TOTAL TOT %
	1	2	3	4	5	6	7	8	
1 1	12496.25	26.32	3604.47	57.93	1159.62	490.83	0.00	0.00	17835.42
ROW %	70.06	0.15	20.21	0.32	6.50	2.75	0.00	0.00	43.23
COL %	37.98	14.21	57.32	47.53	91.85	98.38	0.00	0.00	
T TOT %	30.29	0.08	8.74	0.14	2.81	1.19	0.00	0.00	
R 2	3590.95	27.15	525.21	13.15	10.29	0.00	0.00	0.00	4166.75
ROW %	86.18	0.65	12.60	0.32	0.25	0.00	0.00	0.00	10.10
I COL %	10.91	14.66	8.35	10.79	0.82	0.00	0.00	0.00	
P TOT %	8.70	0.07	1.27	0.03	0.02	0.00	0.00	0.00	
3	5845.69	24.43	915.72	8.68	32.07	4.43	0.00	0.00	6831.02
ROW %	85.58	0.36	13.41	0.13	0.47	0.06	0.00	0.00	16.56
COL %	17.77	13.19	14.56	7.12	2.54	0.89	0.00	0.00	
P TOT %	14.17	0.06	2.22	0.02	0.08	0.01	0.00	0.00	
U 4	337.37	41.82	26.99	14.92	11.14	2.94	0.00	0.00	435.18
ROW %	77.52	9.61	6.20	3.43	2.56	0.68	0.00	0.00	1.05
R COL %	1.03	22.57	0.43	12.24	0.88	0.59	0.00	0.00	
P TOT %	0.82	0.10	0.07	0.04	0.03	0.01	0.00	0.00	
5	6337.98	29.51	683.48	15.44	9.70	0.70	0.00	0.00	7076.81
ROW %	89.56	0.42	9.66	0.22	0.14	0.01	0.00	0.00	17.15
COL %	19.26	15.93	10.87	12.67	0.77	0.14	0.00	0.00	
S TOT %	15.36	0.07	1.66	0.04	0.02	0.00	0.00	0.00	
E 6	4295.22	36.03	532.73	11.76	39.63	0.00	0.00	0.00	4915.37
ROW %	87.38	0.73	10.84	0.24	0.81	0.00	0.00	0.00	11.91
COL %	13.05	19.45	8.47	9.65	3.14	0.00	0.00	0.00	
TOT %	10.41	0.09	1.29	0.03	0.10	0.00	0.00	0.00	

TOTAL	32903.46	185.26	6288.60	121.88	1262.45	498.90	0.00	0.00	41260.55
TOT %	79.75	0.45	15.24	0.30	3.06	1.21	0.00	0.00	

TOTAL RECORDS READ	NUM	27395
TOTAL RECORDS DROPPED		0
TOTAL RECORDS MISSED		1825

TRIP END SUMMARY

INTERCHANGE VALUES FROM ZONE 271 TO ALL OTHER ZONES TABLE NUMBER 101

	0	1	2	3	4	5	6	7	8	9
0										
1	0	1	0	3	0	0	0	0	0	0
2	0	0	0	0	0	5	0	0	0	1
3	0	0	0	2	0	0	0	1	1	0
5	0	0	0	0	0	5	0	0	0	0
7	0	0	0	2	0	2	0	1	0	0
6	2	0	0	2	0	0	0	0	0	1
9	0	1	1	0	0	0	1	0	0	1
10	1	2	0	0	0	0	0	1	0	0
11	0	0	0	2	0	0	0	0	0	0
12	0	0	2	3	0	0	1	0	91	0
13	0	0	7	0	2	0	1	2	0	1
14	141	0	0	0	0	1	0	0	2	0
15	0	7	0	0	0	0	6	0	0	0
16	2	3	0	0	0	0	0	0	0	0
17	0	0	0	0	0	0	2	0	0	0
18	0	0	0	511	35	5	29	5	2	11
19	173	80	0	1	0	0	0	0	0	0
20	0	0	1	0	1	0	0	0	0	0
21	6	2	0	0	0	0	27	0	0	0
22	2	0	1	2	0	1	12	0	0	0
23	0	0	0	1	1	0	51	0	0	0
24	0	0	0	0	2	0	0	0	1	0
25	0	2	6	0	0	0	2	0	1	0
26	0	0	5	0	5	0	5	0	0	2
27	0	9558	1856	1924	215	5262	656	0	0	0
28	1	0	0	1	6	10	16	18	0	3
29	0	2	0	0	0	3	0	0	0	0
30	0	0	1	0	0	0	1	2	0	1
31	1	0	0	0	0	2	0	0	0	0
32	0	0	0	4	0	0	0	0	1	0
33	0	0	0	0	0	2	2	0	0	0
34	0	1	12	0	0	0	0	2	0	0
35	1	0	0	0	0	0	1	0	93	100
36	40	32	81	171	74	316	24	24	4	0
37	10	11	5	11	5	3	0	1	0	0
38	2	1	0	0	0	0	0	1	2	1
39	0	0	2	0	0	4	0	0	0	2
40	0	0	0	0	0	0	0	0	0	16
41	0	0	0	0	1	0	0	0	0	0
42	3	0	2	0	0	2	2	0	2	1
43	0	0	0	21	0	68	2	0	0	3
44	9	22	10	1	3	0	0	0	0	0
46	2	0	0	0	0	1	1	0	0	0
47	0	2	0	0	0	0	0	0	0	291
48	0	0	24	42	0	1	7	9	0	2
49	15	9	70	494	40	0	1	9	10	10
50	37	30	142	3	23	3	0	0	0	5
51	0	3	6	2	0	0	0	0	0	0
52	0	0	0	0	0	6	0	1	0	2
53	0	0	1	4	3	1	0	23	10	8
54	7	1	4	2	2	0	11	3		

TOTAL = 23464

MEAN = 42.896

TRIP SUMMARY

	-----TOTAL TRIPS-----
	ALL ZONES SELECTED ZONES

TABLE 101	42953	23464
-----------	-------	-------

TRIP LENGTH ANALYSIS

0 2 4 6 8 10 12 14 16 18 20 22 24 26 28 30 32 34 36 38 40

	P.C.	CUM.	ACTUAL
1.....	22.341	22.341	9596
2.	0.000	22.341	0
3.	0.000	22.341	0
4.	0.000	22.341	0
5.	0.000	22.341	0
6.	0.000	22.341	0
7.	0.000	22.341	0
8.	0.000	22.341	0
9.	0.002	22.343	1
10.	0.000	22.343	0
11.	0.000	22.343	0
12.	0.000	22.343	0
13.	0.000	22.343	0
14.	0.000	22.343	0
15.....	24.180	46.523	10386
16.....	8.989	55.512	3861
17.	0.000	55.512	0
18.	0.005	55.516	2
19.	0.002	55.519	1
20..	0.277	55.796	119
21.	0.002	55.798	1
22...	0.861	56.660	370
23.....	9.133	65.793	3923
24.....	1.823	67.616	783
25.	0.005	67.620	2
26.....	3.895	71.515	1673
27..	0.272	71.788	117
28..	0.396	72.184	170
29.....	1.555	73.739	668
30...	0.889	74.628	382
31..	0.568	75.196	244
32....	1.059	76.255	455
33..	0.340	76.595	146
34..	0.263	76.858	113
35.	0.135	76.993	58
36..	0.591	77.585	254
37.....	2.235	79.820	960
38.	0.189	80.008	81
39...	0.666	80.674	286
40.	0.056	80.730	24
41.	0.186	80.916	80
42.	0.123	81.040	53
43.	0.184	81.224	79
44.....	2.803	84.027	1204
45...	0.640	84.667	275
46....	1.115	85.782	479
47.	0.098	85.880	42
48..	0.268	86.148	115
49.	0.049	86.197	21
50.	0.091	86.287	39
51.	0.063	86.350	27
52...	0.820	87.170	352
53...	0.840	88.010	361
54..	0.405	88.415	174
55...	0.636	89.051	273
56.	0.033	89.083	14
57.	0.051	89.135	22
58.	0.147	89.281	63
59.	0.035	89.316	15
60..	0.303	89.619	130

62.	0.196	90.231	84
63.	0.130	90.562	56
64.....	2.449	92.811	1052
65.	0.144	92.955	62
66..	0.352	93.307	151
67.	0.075	93.381	32
68.	0.081	93.463	35
69.	0.042	93.505	18
70.	0.081	93.586	35
71.	0.091	93.677	39
72..	0.414	94.091	178
73.	0.014	94.105	6
74.	0.095	94.201	41
75.	0.063	94.263	27
76.	0.102	94.366	44
77.	0.063	94.429	27
78.	0.037	94.466	16
79.	0.109	94.575	47
80.	0.140	94.715	60
81.	0.030	94.745	13
82.	0.065	94.811	28
83...	0.640	95.451	275
84.	0.012	95.462	5
85.	0.107	95.570	46
86.	0.026	95.595	11
87.	0.019	95.614	8
88.	0.014	95.628	6
89.	0.028	95.656	12
90.	0.061	95.716	26
91.	0.037	95.753	16
92.	0.030	95.784	13
93.	0.047	95.830	20
94.	0.044	95.875	19
95.	0.047	95.921	20
96.	0.019	95.940	8
97.	0.137	96.077	59
98.	0.128	96.205	55
99.	0.040	96.245	17
100.	0.051	96.296	22
101..	0.256	96.552	110
102.	0.098	96.650	42
103.	0.021	96.671	9
104.	0.075	96.745	32
105.	0.026	96.771	11
106.	0.023	96.794	10
107.	0.009	96.803	4
108.	0.026	96.829	11
109.	0.007	96.836	3
110.	0.026	96.862	11
111.	0.042	96.904	18
112.	0.016	96.920	7
113.	0.084	97.004	36
114.	0.058	97.062	25
115..	0.233	97.295	100
116.	0.019	97.313	8
117.	0.030	97.344	13
118.	0.021	97.365	9
119.	0.026	97.390	11
120.	0.047	97.437	20
121.	0.002	97.439	1
122.	0.005	97.444	2
123.	0.016	97.460	7
124.	0.033	97.493	14
125.	0.063	97.555	27
126.	0.068	97.623	29

127.	0.007	97.630	3
128.	0.000	97.630	0
129.	0.009	97.639	4
130.	0.040	97.679	17
131.	0.030	97.709	13
132.	0.079	97.788	34
133.	0.023	97.812	10
134.	0.005	97.816	2
135.	0.009	97.826	4
136.	0.014	97.839	6
137.	0.023	97.863	10
138.	0.005	97.867	2
139.	0.007	97.874	3
140.	0.019	97.893	8
141.	0.009	97.902	4
142.	0.014	97.916	6
143.	0.016	97.933	7
144.	0.019	97.951	8
145.	0.009	97.961	4
146.	0.009	97.970	4
147.	0.009	97.979	4
148.	0.030	98.009	13
149.	0.007	98.016	3
150.	0.016	98.033	7
151.	0.035	98.068	15
152.	0.002	98.070	1
153.	0.016	98.086	7
154.	0.100	98.186	43
155.	0.019	98.205	8
156.	0.026	98.231	11
157.	0.028	98.259	12
158.	0.005	98.263	2
159.	0.056	98.319	24
160.	0.012	98.331	5
161.	0.026	98.356	11
162.	0.019	98.375	8
163.	0.009	98.384	4
164.	0.026	98.410	11
165.	0.014	98.424	6
166.	0.009	98.433	4
167.	0.014	98.447	6
168.	0.012	98.459	5
169.	0.040	98.498	17
170.	0.012	98.510	5
171.	0.014	98.524	6
172.	0.051	98.575	22
173.	0.044	98.619	19
174.	0.021	98.640	9
175.	0.014	98.654	6
176.	0.016	98.671	7
177.	0.016	98.687	7
178.	0.005	98.692	2
179.	0.021	98.713	9
180.	0.028	98.740	12
181.	0.005	98.745	2
182.	0.005	98.750	2
183.	0.009	98.759	4
184.	0.035	98.794	15
185.	0.000	98.794	0
186.	0.021	98.815	9
187.	0.040	98.855	17
188.	0.009	98.864	4
189.	0.005	98.869	2
190.	0.014	98.882	6

192.	0.007	98.899	3
193.	0.016	98.915	7
194.	0.009	98.924	4
195.	0.007	98.931	3
196.	0.002	98.934	1
197.	0.049	98.983	21
198.	0.005	98.987	2
199.	0.005	98.992	2
200.	0.012	99.004	5
201.	0.037	99.041	16
202.	0.009	99.050	4
203.	0.009	99.059	4
204.	0.007	99.066	3
205.	0.009	99.076	4
206.	0.016	99.092	7
207.	0.002	99.094	1
208.	0.005	99.099	2
209.	0.002	99.101	1
210.	0.009	99.111	4
211.	0.042	99.153	16
212.	0.023	99.176	10
213.	0.005	99.180	2
214.	0.007	99.187	3
215.	0.007	99.194	3
216.	0.016	99.211	7
217.	0.019	99.229	8
218.	0.002	99.232	1
219.	0.002	99.234	1
220.	0.002	99.236	1
221.	0.012	99.248	5
222.	0.012	99.260	5
223.	0.009	99.269	4
224.	0.007	99.276	3
225.	0.000	99.276	0
226.	0.012	99.288	5
227.	0.005	99.292	2
228.	0.028	99.320	12
229.	0.012	99.332	5
230.	0.012	99.343	5
231.	0.012	99.355	5
232.	0.002	99.357	1
233.	0.007	99.364	3
234.	0.005	99.369	2
235.	0.005	99.374	2
236.	0.014	99.388	6
237.	0.009	99.397	4
238.	0.000	99.397	0
239.	0.016	99.413	7
240.	0.002	99.416	1
241.	0.002	99.418	1
242.	0.005	99.423	2
243.	0.007	99.430	3
244.	0.035	99.465	15
245.	0.005	99.469	2
246.	0.007	99.476	3
247.	0.000	99.476	0
248.	0.012	99.488	5
249.	0.000	99.488	0
250.	0.007	99.495	3
251.	0.000	99.495	0
252.	0.012	99.506	5
253.	0.000	99.506	0
254.	0.002	99.509	1
255.	0.491	100.000	211

REMAINING VALUES ARE ALL ZERO

NUMBER OF OBSERVATIONS= 42953

SUM= 1172949.

MEAN= 27.308

VAR= 1167.571

SD= 34.461

TOTAL TRIPS OVER MAXP	#	211
TOTAL TRIPS OVER 255	#	211
VOLUME TABLE NUMBER	#	201
SKIM TREE NUMBER	#	101

0 2 4 6 8 10 12 14 16 18 20 22 24 26 28 30 32 34 36 38 40

1
2
3
4
5
6
7
8
9
10
11
12
13
14
15
16
17
18
19
20
21
22
23
24
25
26
27
28
29
30
31
32
33
34
35
36
37
38
39
40
41
42
43
44
45
46
47
48
49
50
51
52
53
54
55
56
57
58
59
60
61

P.C.	CUM.	ACTUAL
22.343	22.343	9597
33.176	55.519	14250
18.220	73.739	7826
6.935	80.674	2979
5.522	86.197	2372
3.120	89.316	1340
4.188	93.505	1799
1.071	94.575	460
1.080	95.656	464
0.589	96.245	253
0.591	96.836	254
0.554	97.390	238
0.249	97.639	107
0.235	97.874	101
0.142	98.016	61
0.303	98.319	130
0.179	98.498	77
0.214	98.713	92
0.156	98.869	67
0.123	98.992	53
0.109	99.101	47
0.133	99.234	57
0.098	99.332	42
0.081	99.413	35
0.075	99.488	32
0.033	99.520	14
0.040	99.560	17
0.044	99.604	19
0.026	99.630	11
0.016	99.646	7
0.002	99.648	1
0.047	99.695	20
0.033	99.728	14
0.012	99.739	5
0.023	99.763	10
0.086	99.849	37
0.026	99.874	11
0.002	99.877	1
0.000	99.877	0
0.009	99.886	4
0.000	99.886	0
0.000	99.886	0
0.000	99.886	0
0.002	99.888	1
0.002	99.891	1
0.000	99.891	0
0.019	99.909	8
0.002	99.912	1
0.012	99.923	5
0.000	99.923	0
0.009	99.932	4
0.000	99.932	0
0.002	99.935	1
0.000	99.935	0
0.000	99.935	0
0.000	99.935	0
0.007	99.942	3
0.002	99.944	1
0.000	99.944	0
0.000	99.944	0
0.000	99.944	0

62.	0.000	99.944	0
63.	0.014	99.958	6
64.	0.002	99.960	1
65.	0.007	99.967	3
66.	0.002	99.970	1
67.	0.005	99.974	2
68.	0.000	99.974	0
69.	0.002	99.977	1
70.	0.000	99.977	0
71.	0.000	99.977	0
72.	0.007	99.984	3
73.	0.000	99.984	0
74.	0.005	99.988	2
75.	0.000	99.988	0
76.	0.009	99.998	4
77.	0.000	99.998	0
78.	0.000	99.998	0
79.	0.000	99.998	0
80.	0.000	99.998	0
81.	0.000	99.998	0
82.	0.000	99.998	0
83.	0.002	100.000	1

REMAINING VALUES ARE ALL ZERO

NUMBER OF OBSERVATIONS= 42953

SUM= 146340.

MEAN= 3.407

VAR= 16.005

SD= 4.001

TOTAL TRIPS OVER MAXP = 0
 TOTAL TRIPS OVER 255 = 0
 VOLUME TABLE NUMBER = 201
 SKIM TREE NUMBER = 101