



## **Engineering Support Services**

*Continuous Improvement through Positive Action*

# **Bluebeam Training**

## **Initial Setup**



After installing Bluebeam Revu 2018 from software center, open the program from the icon that was placed on your desktop

License Agreement

**END USER LICENSE AGREEMENT**  
**Bluebeam® Revu® Version 2018**

© 2002-2018 Bluebeam, Inc. All Rights Reserved.  
Protected by U.S. Patents 7,600,193; 7,600,198; 7,907,794; 7,971,149; 8,244,036;  
8,443,280; 8,509,535; 8,737,746; 8,990,681.  
Protected by European Patent 1958056.  
Protected by Australian Patents 2006316845; 2006316858; 2008209631;  
2008209632.  
Other Patents Pending in the U.S. and/or other countries.

Copyright law and international treaties protect this computer software program. Unauthorized reproduction or distribution of this software program, or any portion of it, will be prosecuted to the maximum extent possible under law and may result in civil and criminal penalties.

**IMPORTANT—READ CAREFULLY PRIOR TO USING THE SOFTWARE: THIS END-USER LICENSE AGREEMENT (THE "EULA") IS A LEGAL AGREEMENT BETWEEN YOU ("YOU" or "LICENSEE") AND BLUEBEAM, INC. ("BLUEBEAM" or "LICENSOR") FOR USE OF THE BLUEBEAM REVU® SOFTWARE APPLICATION (THE "SOFTWARE") AND THE RELATED USER GUIDES AND SPECIFICATIONS MADE AVAILABLE BY BLUEBEAM FOR ONLY THAT VERSION OF THE SOFTWARE LICENSED BY YOU HEREUNDER (THE "DOCUMENTATION").**

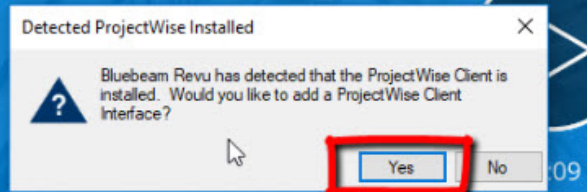
**BY ACCESSING, INSTALLING, COPYING OR OTHERWISE USING ALL OR ANY PORTION OF THE SOFTWARE, LICENSEE AGREES TO BE BOUND BY THE TERMS OF THIS EULA. IF YOU DO NOT AGREE TO THE TERMS OF THIS EULA, DO NOT INSTALL OR OTHERWISE USE THE SOFTWARE. YOU AGREE THAT YOUR USE OF THE SOFTWARE REPRESENTS YOUR ACKNOWLEDGEMENT THAT YOU HAVE READ**

Print I Accept I Decline

Accept the End User License Agreement.

# BLUEBEAM REVVU® 2018

Bluebeam automatically detects that ProjectWise is installed on the computer, select Yes to add the ProjectWise Client Interface



Open Sample Floor Plan



Launch Revu Tutorials

Upgrading Revu? Find your custom tools

# BLUEBEAM® REVVU® 2018

Select Load to input  
the DataSource

Add Document Management System

Type: ProjectWise V8i

DataSource: [Load]

Login Name: [ ]


Password: [ ]

Checkout on Open

Checkout on Open from Hyperlinks

OK Cancel

 Open Sample Floor Plan

 Launch Revu Tutorials

Upgrading Revu? Find your custom tools



# BLUEBEAM REVU® 2018

Enter your ProjectWise  
Login and Password.  
Add "SOM\" before  
your username.

Add Document Management System

Type: ProjectWise V8i

DataSource: HCS591PWISPA901.som.ad.state.mi.us:MDOTPr

Login Name: SOM\blocka3

Password:

Checkout on Open

Checkout on Open from Hyperlinks

OK Cancel



Open Sample Floor Plan



Launch Revu Tutorials

Upgrading Revu? Find your custom tools

# BLUEBEAM REVVU® 2018

Select the option to  
Checkout on Open

Add Document Management System

Type: ProjectWise V8i

DataSource: HCS591PWISPA901.som.ad.state.mi.us:MDOTPr

Login Name: SOM/blocka3

Password: .....

Checkout on Open

Checkout on Open from Hyperlinks

OK Cancel



Open Sample Floor Plan



Launch Revu Tutorials

Upgrading Revu? Find your custom tools



# BLUEBEAM® REVU® 2018

Select OK when  
complete

Add Document Management System

Type: ProjectWise V8i

DataSource: HCS591PWISPA901.som.ad.state.mi.us:MDOTPr

Login Name: SOM/blocka3

Password: .....

Checkout on Open

Checkout on Open from Hyperlinks

OK Cancel



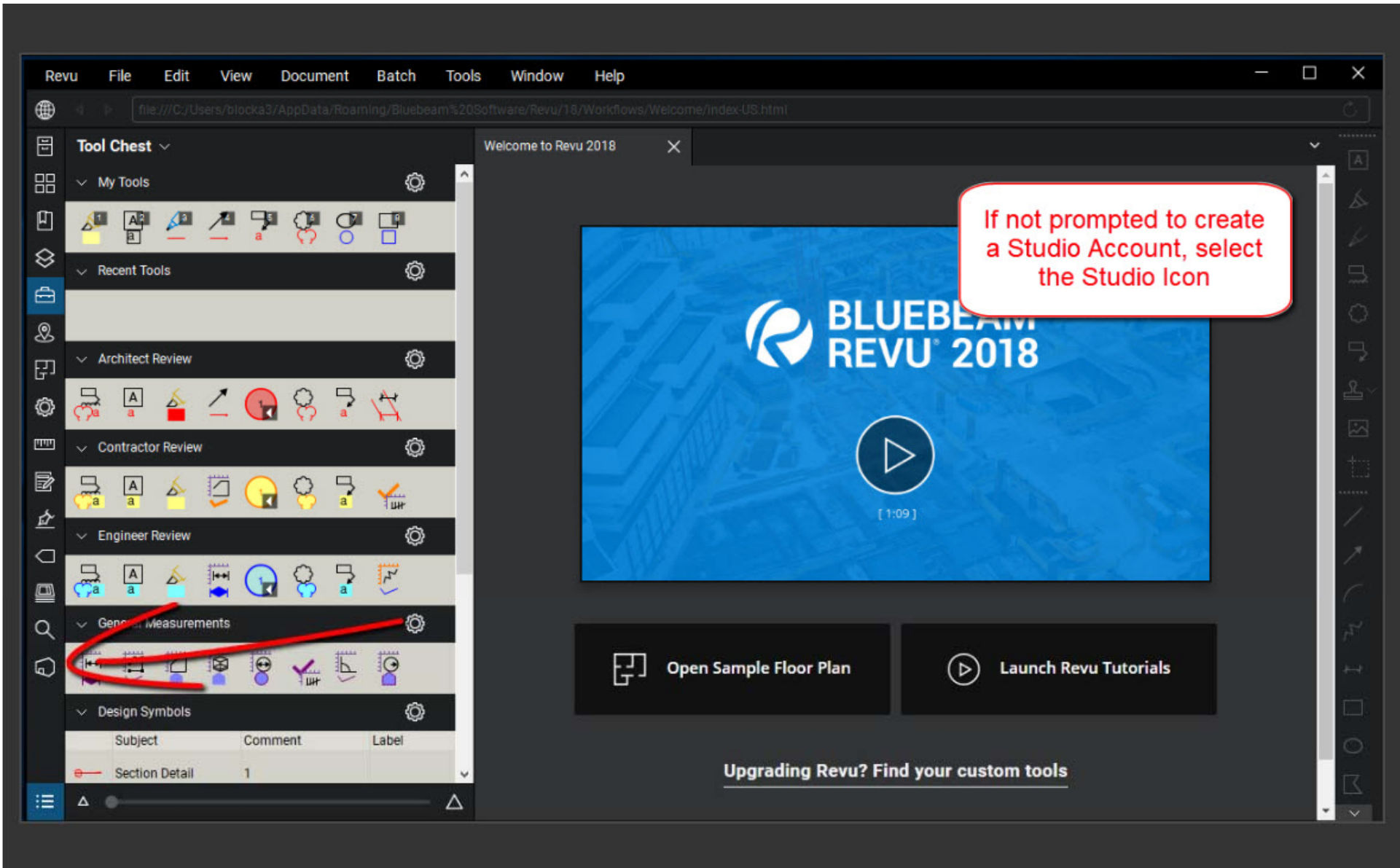
Open Sample Floor Plan

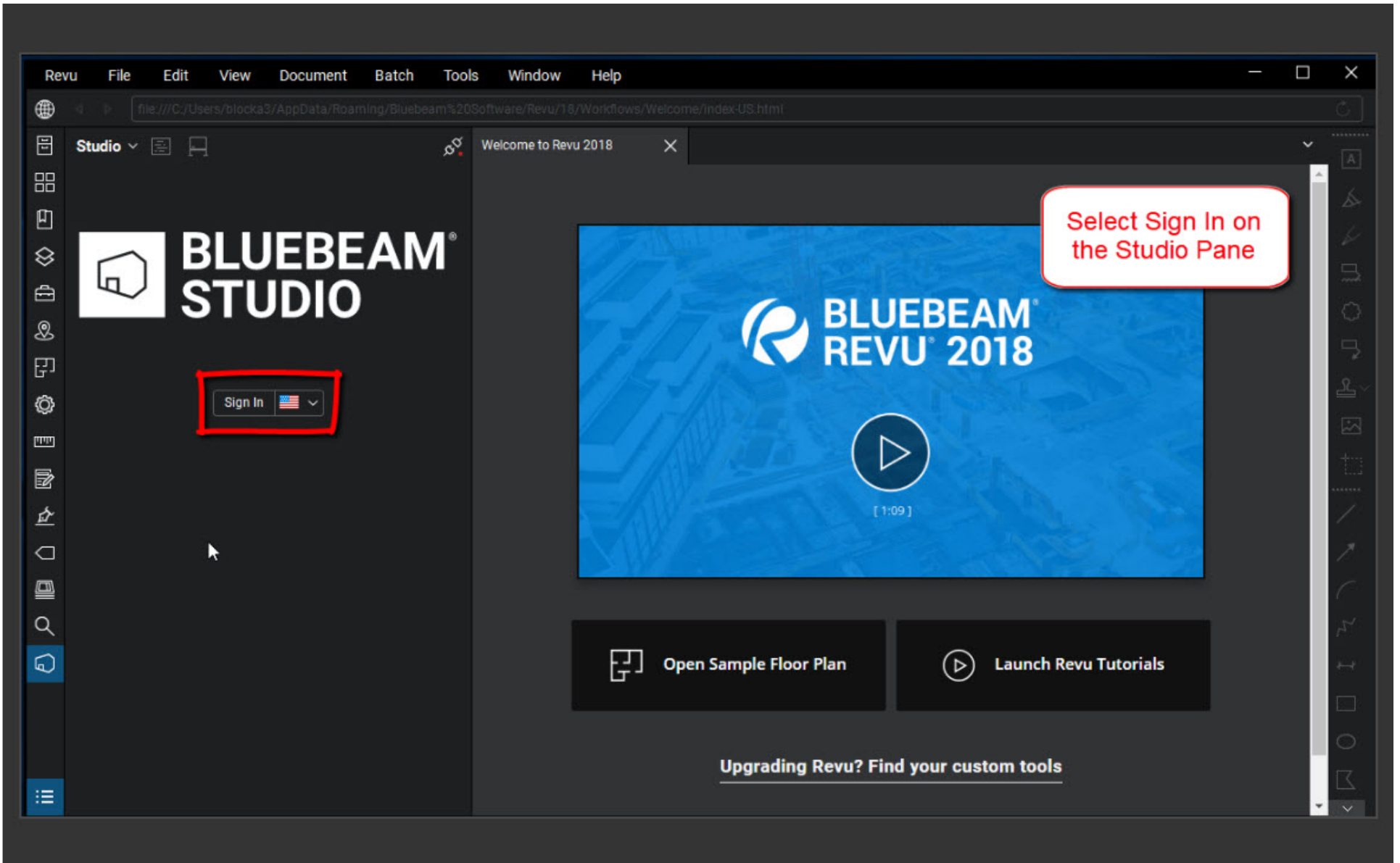


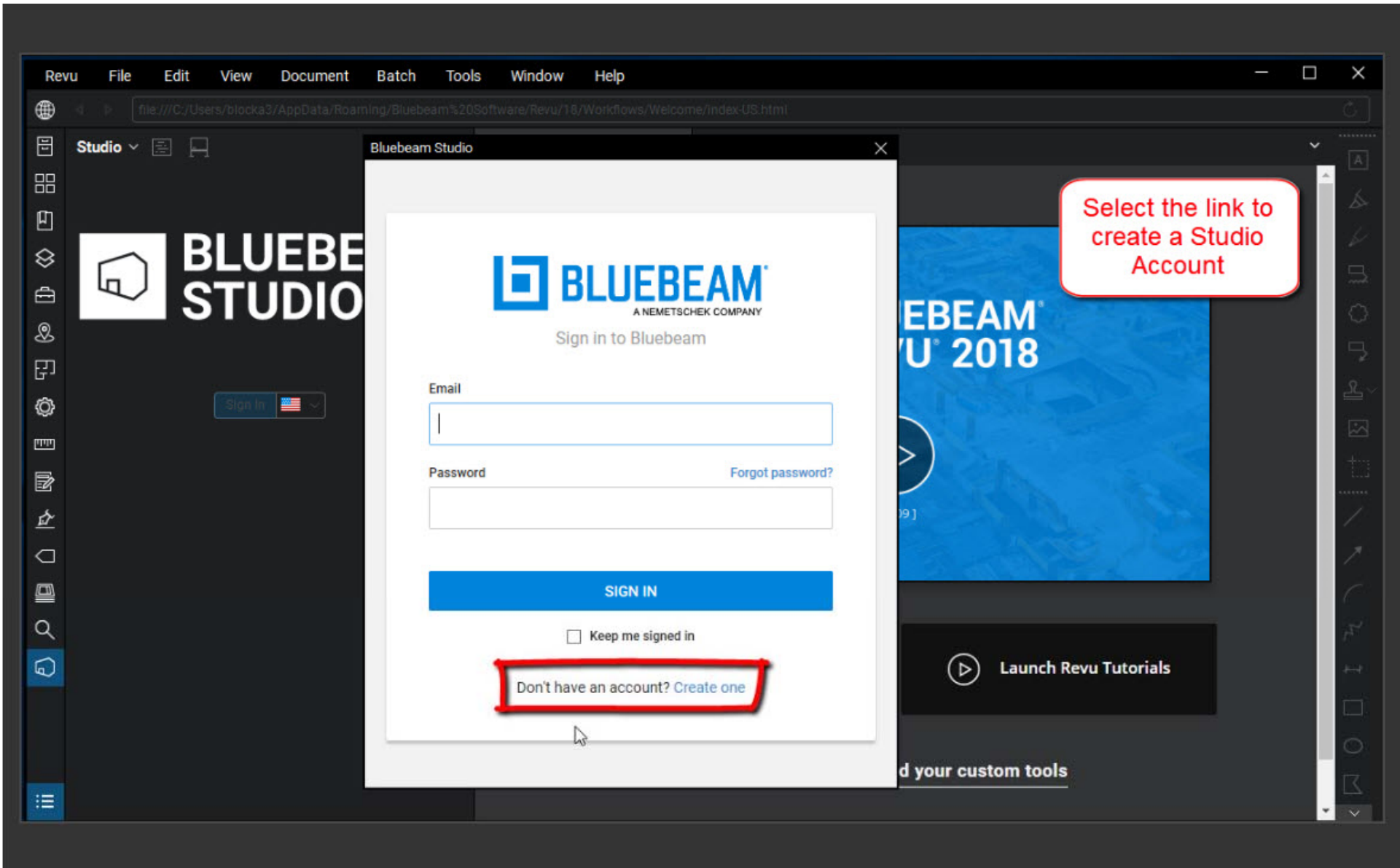
Launch Revu Tutorials


Upgrading Revu? Find your custom tools











Create an account

Email

blocka3@michigan.gov

Display Name

blocka3

Password

Confirm Password


CREATE ACCOUNT

Already have an account? [Log in](#)

Enter your MDOT email address and use the first portion of your email for your Display Name

Launch Revu Tutorials

your custom tools



Create an account

Email  
blocka3@michigan.gov

Display Name  
blocka3

Password  
.....

Confirm Password  
.....

CREATE ACCOUNT

Already have an account? [Log in](#)


Enter a unique password that meets the specified requirements.

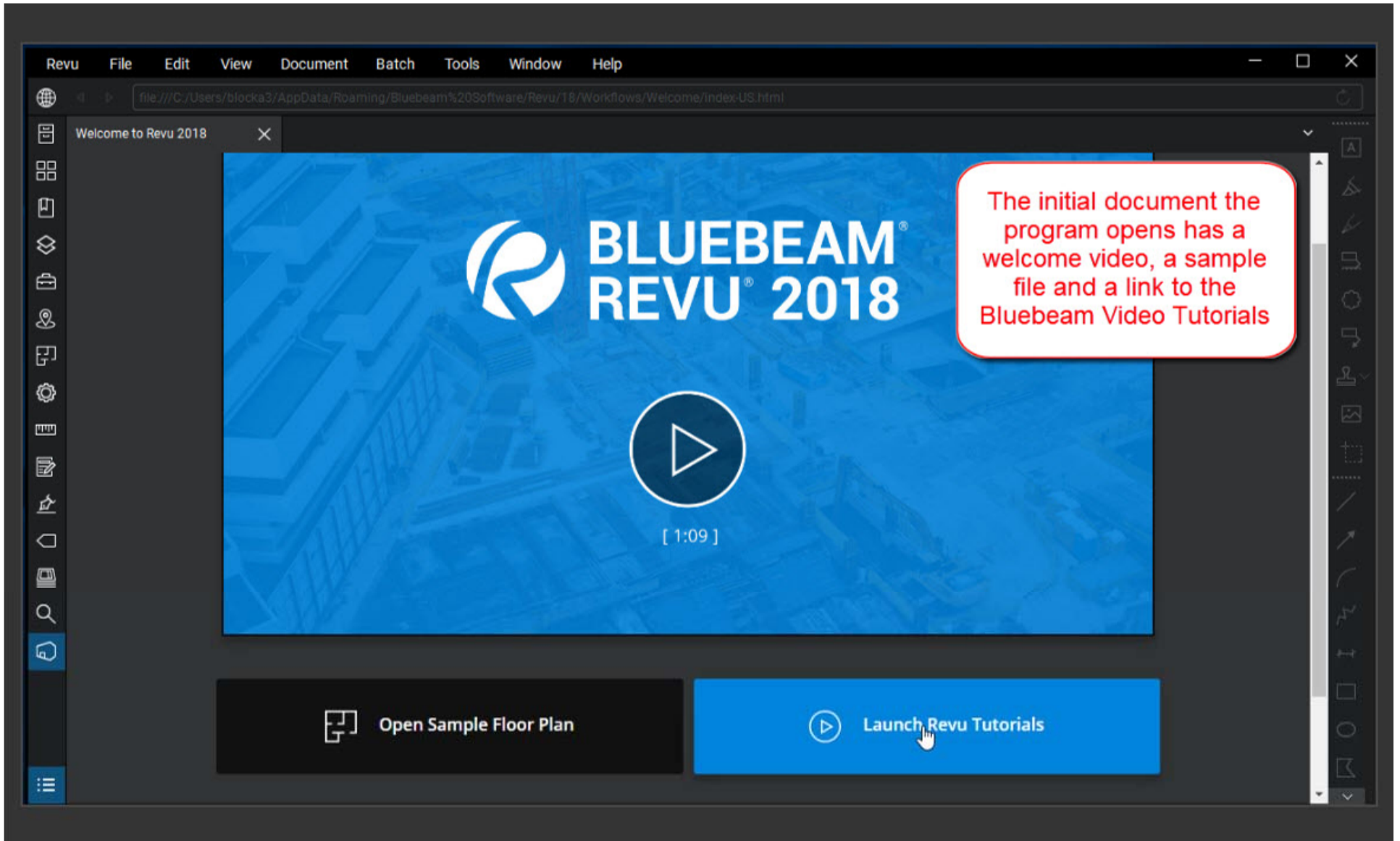
Note: This password is not tied to your State of Michigan account password

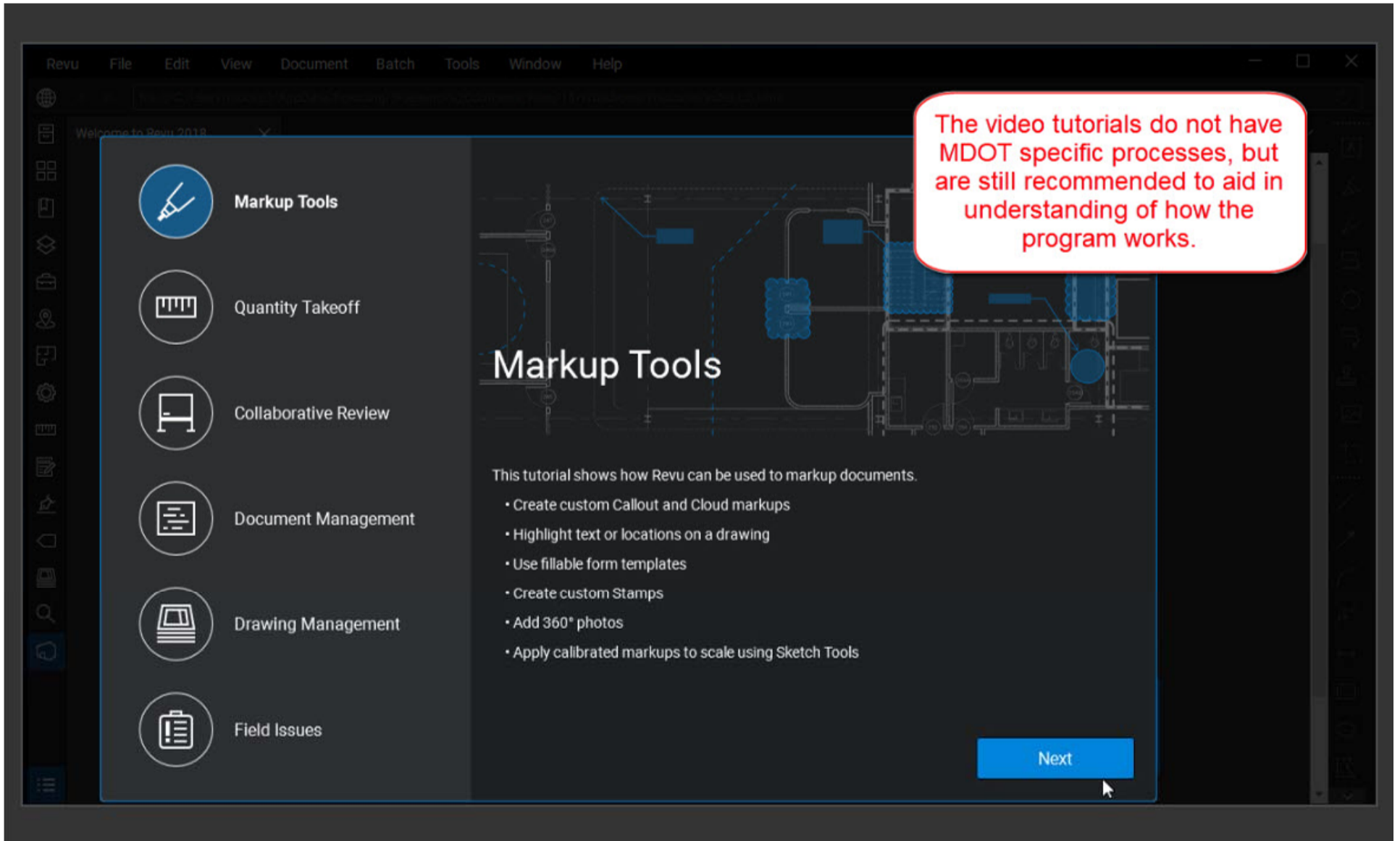
Launch Revu Tutorials

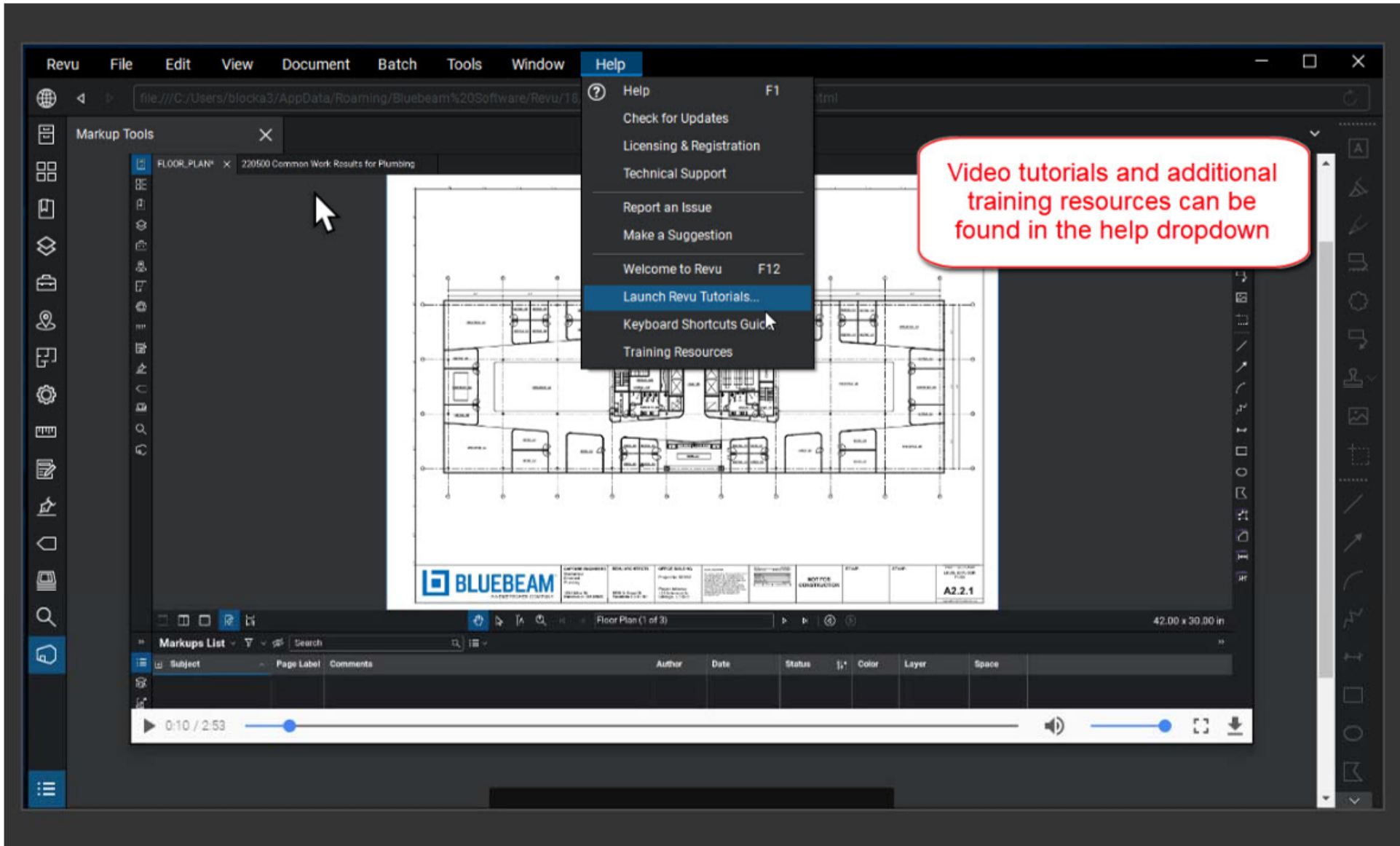
your custom tools











Revu File Edit View Document Batch Tools Window Help

https://support.bluebeam.com/training-videos/

Markup Tools Bluebeam Technical Suppo... X

On-Demand Webinars 2017 & Below

Home / Training Videos

Interface and Navigation Markup Tools Markups List Editing Documents

Drawing Management Document Processing Studio Workflows Document Security

Working with Measurements PDF Forms 3D PDFs Integration and Plugins

TOP

Training videos cover a variety of topics to help familiarize yourself with the program





**Video Provided By:**

**Engineering Support Services  
MDOT-EngineeringSupportTraining@michigan.gov**

