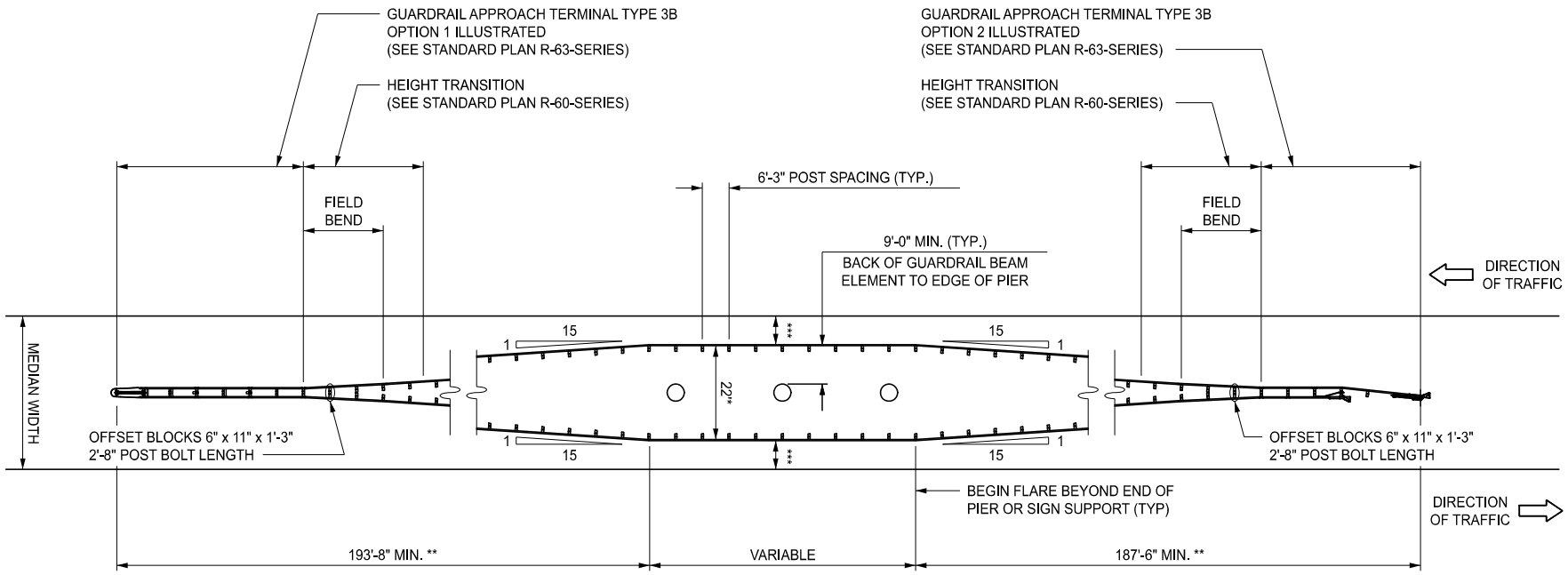

TYPICAL LAYOUT AT PIERS AND SIGN SUPPORTS USING GUARDRAIL TYPE MGS-8

* THE 22' DIMENSION IS CENTERED ON THE PIER OR MEDIAN FROM BACK OF GUARDRAIL TO BACK OF GUARDRAIL. FOR PIERS GREATER THAN 4' IN WIDTH/DIAMETER, INCREASE THE 22' DIMENSION TO PIER WIDTH/DIAMETER + 18'.

** INCREASE LENGTH BY 7.5' FOR EACH FOOT OF PIER WIDTH/DIAMETER ABOVE 4'.

*** ENSURE NO PORTION OF GUARDRAIL ENCROACHES ON SHOULDER.

FOR MEDIANS 36' WIDE
TO MEDIANS LESS THAN 70' WIDE
USING GUARDRAIL TYPE MGS-8

APPROVED BY: _____ DIRECTOR, BUREAU OF FIELD SERVICES

APPROVED BY: _____ DIRECTOR, BUREAU OF DEVELOPMENT

MDOT Michigan Department of Transportation

DEPARTMENT DIRECTOR
BRADLEY C. WIEFERICH, PE

(SPECIAL DETAIL)
FHWA APPROVAL

04/11/2023
PLAN DATE

STANDARD PLAN FOR
GUARDRAIL MEDIAN OBJECT PROTECTION

R-56-F

SHEET
1 OF 6

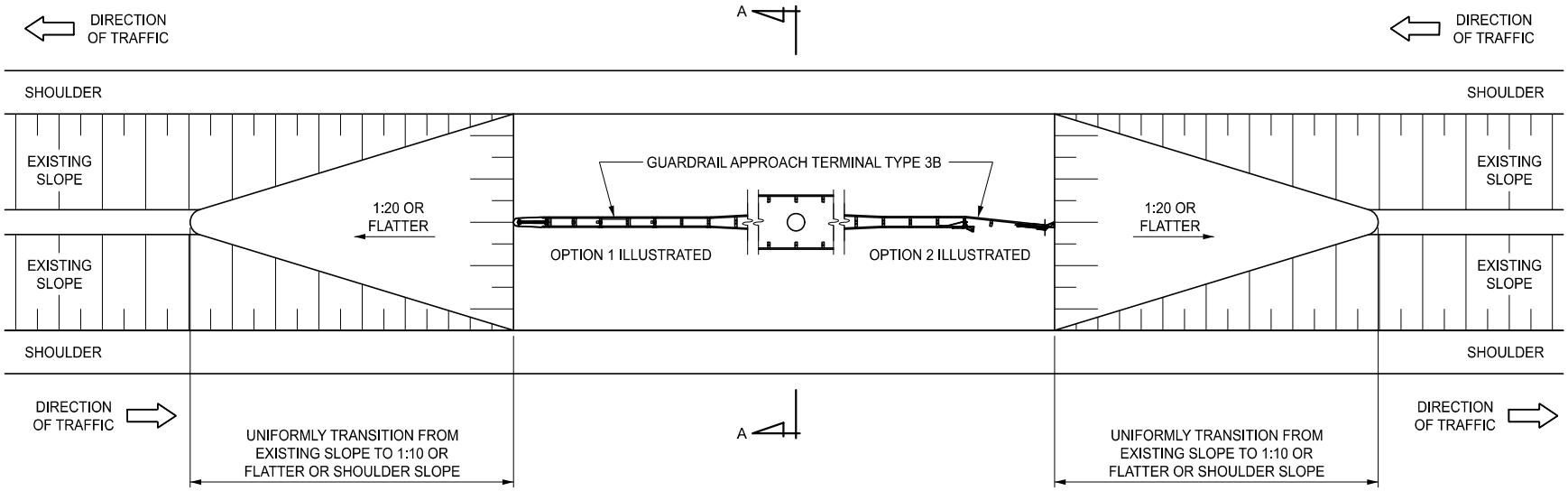

GRADING OF SLOPES AT PIERS

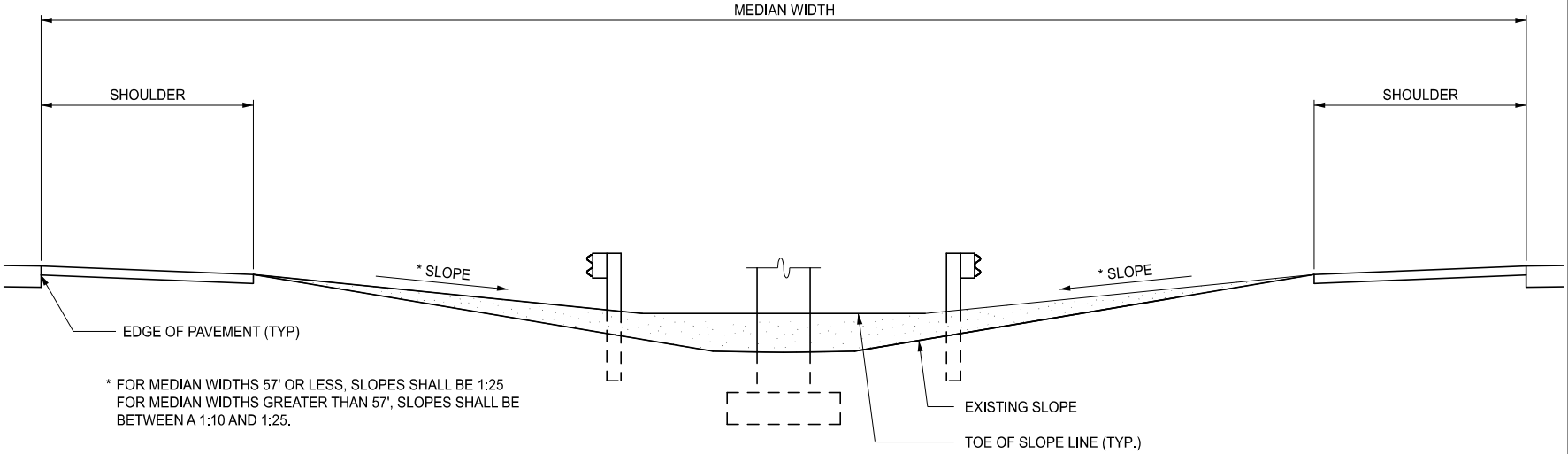

SECTION A-A

GRADING IN MEDIANS FROM 36' TO LESS THAN 70' IN WIDTH USING GUARDRAIL TYPE MGS-8

MDOT
Michigan Department of Transportation

DEPARTMENT DIRECTOR
BRADLEY C. WIEFERICH, PE

(SPECIAL DETAIL)
FHWA APPROVAL

04/11/2023
PLAN DATE

STANDARD PLAN FOR
GUARDRAIL MEDIAN OBJECT PROTECTION

R-56-F

SHEET
2 OF 6

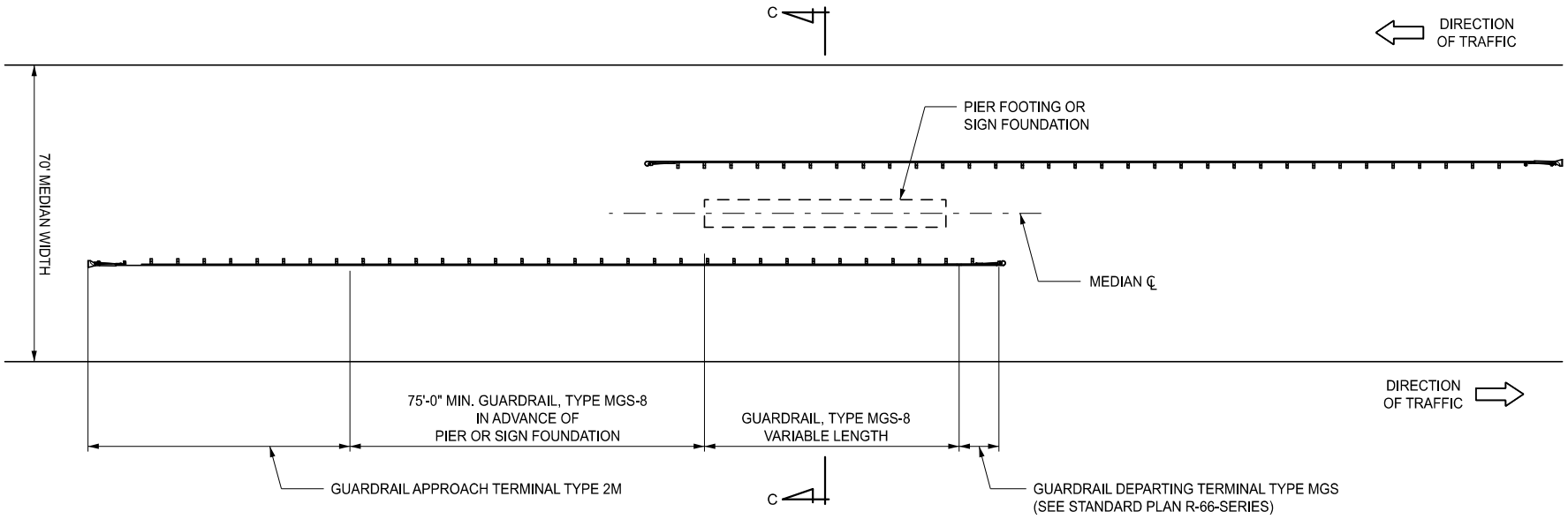

TWIN PARALLEL GUARDRAIL RUNS USING GUARDRAIL TYPE MGS-8

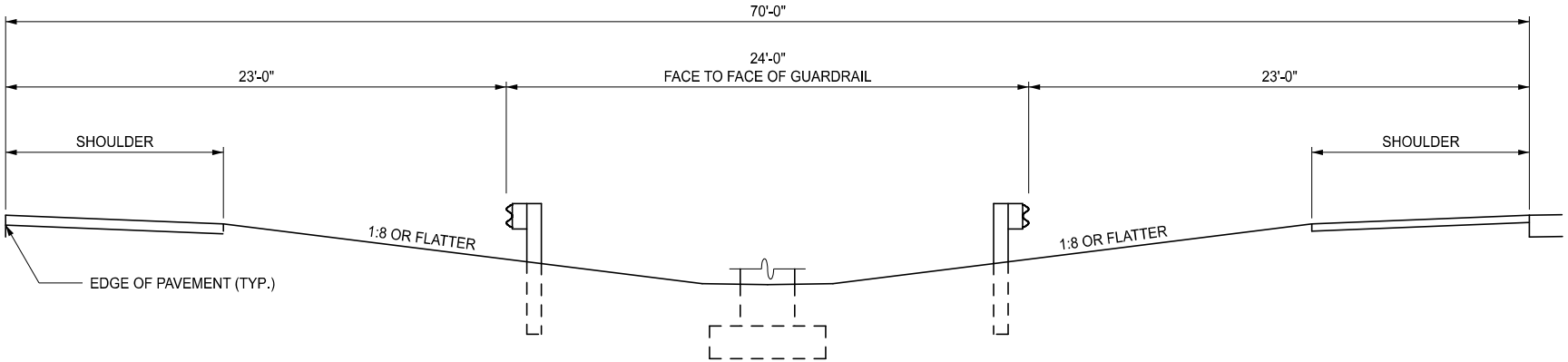

SECTION C-C

MEDIANS 70' IN WIDTH USING GUARDRAIL TYPE MGS-8

MDOT
Michigan Department of Transportation

DEPARTMENT DIRECTOR
BRADLEY C. WIEFERICH, PE

(SPECIAL DETAIL)
FHWA APPROVAL

04/11/2023
PLAN DATE

STANDARD PLAN FOR
GUARDRAIL MEDIAN OBJECT PROTECTION

R-56-F

SHEET
3 OF 6



GUARDRAIL AT TWIN BRIDGE APPROACH USING GUARDRAIL TYPE MGS-8

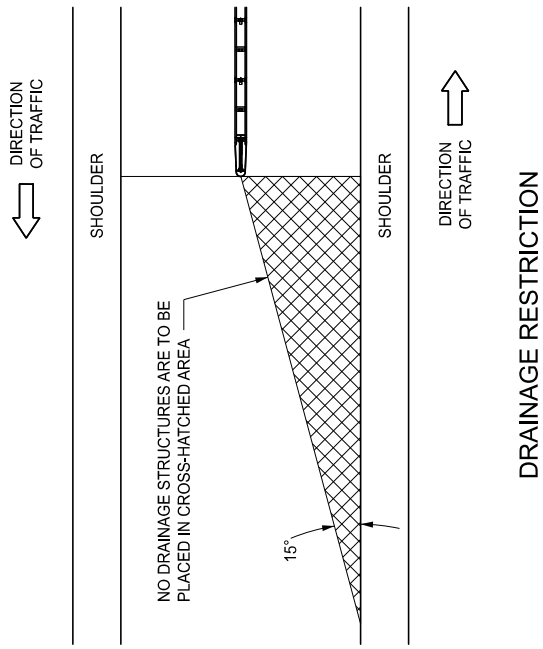

DRAINAGE RESTRICTION

NOTES:

ALL 1:10 OR FLATTER SLOPES SHALL BE GRADED TO CLASS A SLOPE TOLERANCES.

GUARDRAIL ANCHORAGE, BRIDGE SHALL BE CONSTRUCTED ACCORDING TO STANDARD PLAN R-67-SERIES.

UNLESS INDICATED BY A RADIUS, ALL CURVED GUARDRAIL SHALL BE FIELD BENT.

ANY EXISTING CURB OVER 4" IN HEIGHT SHALL BE REMOVED 150' IN ADVANCE OF THE GUARDRAIL APPROACH TERMINAL OF THE MEDIAN GUARDRAIL INSTALLATION. WHEN IT BECOMES NECESSARY TO USE CURB AND GUTTER IN CONJUNCTION WITH MEDIAN GUARDRAIL INSTALLATIONS, CONTACT THE GEOMETRIC DESIGN UNIT OF THE DESIGN DIVISION.

SLOPES SPECIFIED ON THIS PLAN ARE FOR TYPICAL MEDIAN GUARDRAIL INSTALLATIONS. THE PLACEMENT OF DRAINAGE CULVERTS AND END SECTIONS, WHEN REQUIRED, SHALL BE AS DETAILED ON PLANS OR AS DIRECTED BY THE ENGINEER.

IF THE SPECIFIED MINIMUM OFFSETS FROM THE EDGE OF PIER OR MEDIAN OBJECT TO THE GUARDRAIL CANNOT BE ACHIEVED, EITHER STIFFEN THE GUARDRAIL SYSTEM, AS NEEDED, BY DECREASING THE POST SPACING OR USE CONCRETE BARRIER TO SHIELD THE PIER(S)/MEDIAN OBJECT(S). CONTACT THE GEOMETRIC DESIGN UNIT OF THE DESIGN DIVISION FOR GUIDANCE.

MEDIAN GUARDRAIL INSTALLATIONS ARE NOT REQUIRED IN MEDIANS THAT ARE GREATER THAN 70' IN WIDTH, UNLESS THE OBJECT BEING PROTECTED IS IN THE TARGET PATH OF A CURVE.

WHEN MEDIAN GUARDRAIL INSTALLATIONS ARE TO BE PLACED ON CURVES, CONTACT THE GEOMETRIC DESIGN UNIT OF THE DESIGN DIVISION.

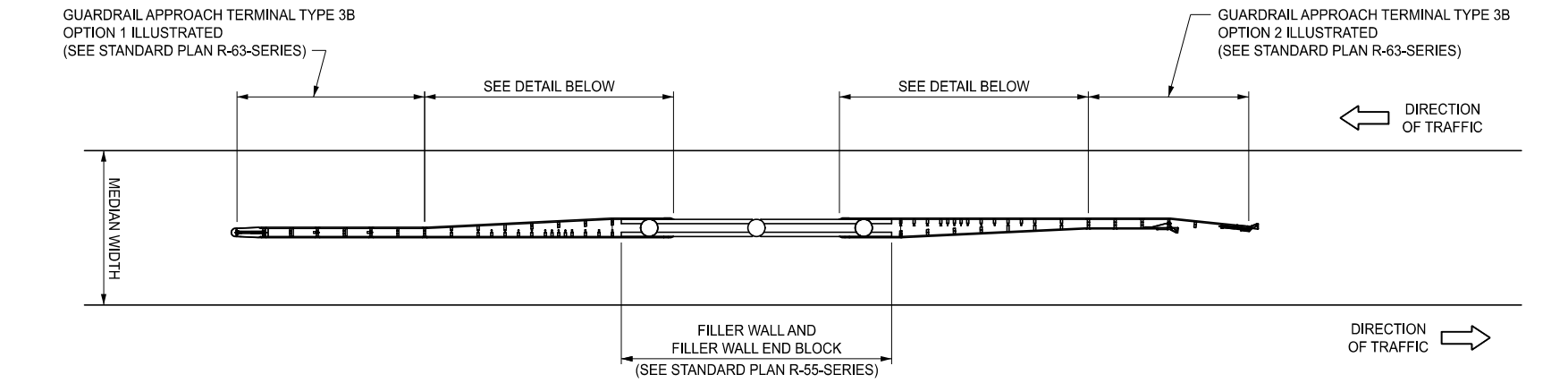

TYPICAL LAYOUT

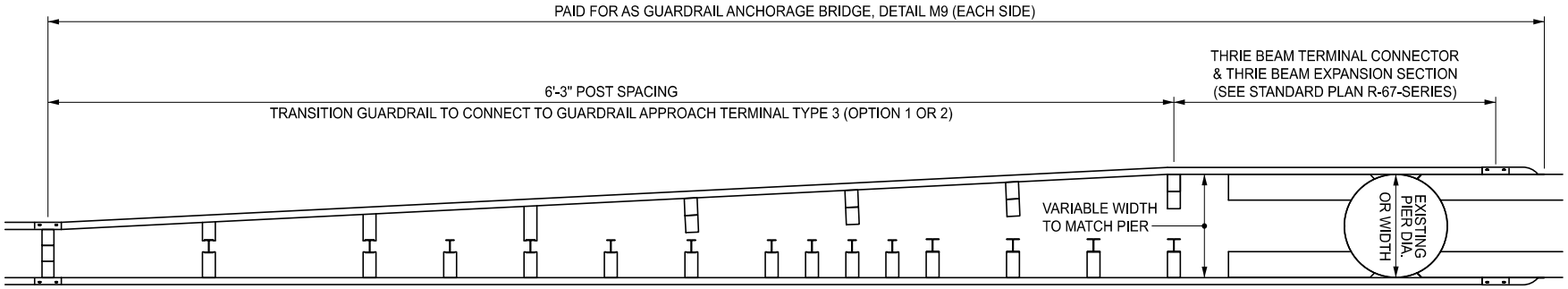

PLAN VIEW

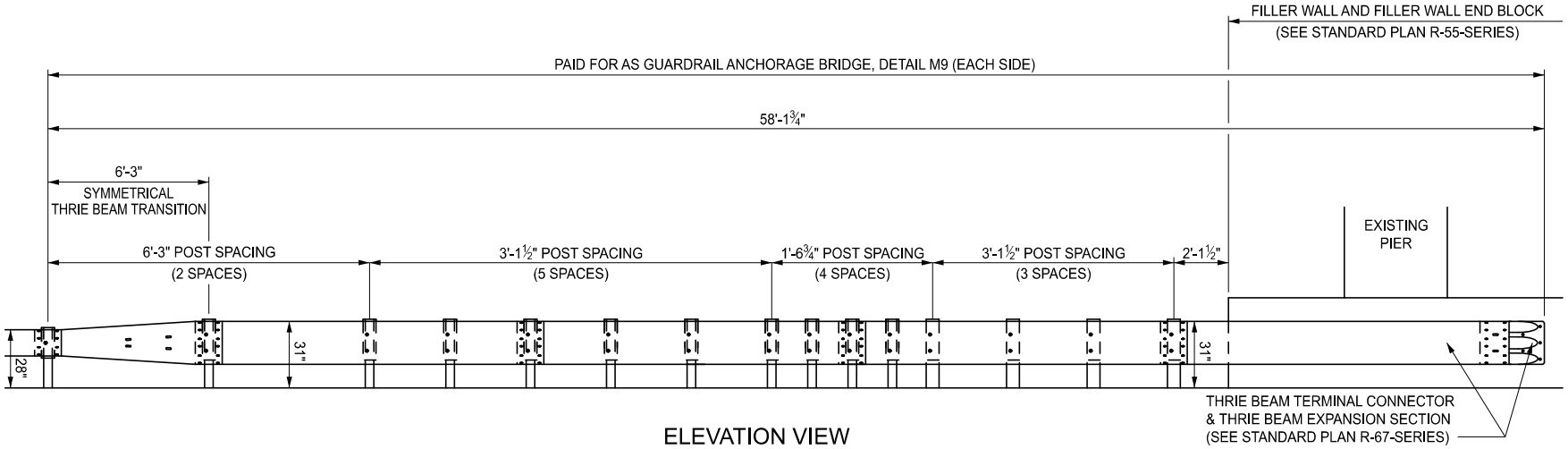

ELEVATION VIEW

GUARDRAIL WITH DIRECT CONNECTION TO PIER

SEE STANDARD PLAN R-67-SERIES FOR COMPLETE DETAIL OF GUARDRAIL ANCHORAGE BRIDGE, DETAIL M9

MDOT
Michigan Department of Transportation

DEPARTMENT DIRECTOR
BRADLEY C. WIEFERICH, PE

(SPECIAL DETAIL)
FHWA APPROVAL

04/11/2023
PLAN DATE

STANDARD PLAN FOR
GUARDRAIL MEDIAN OBJECT PROTECTION

R-56-F

SHEET
5 OF 6

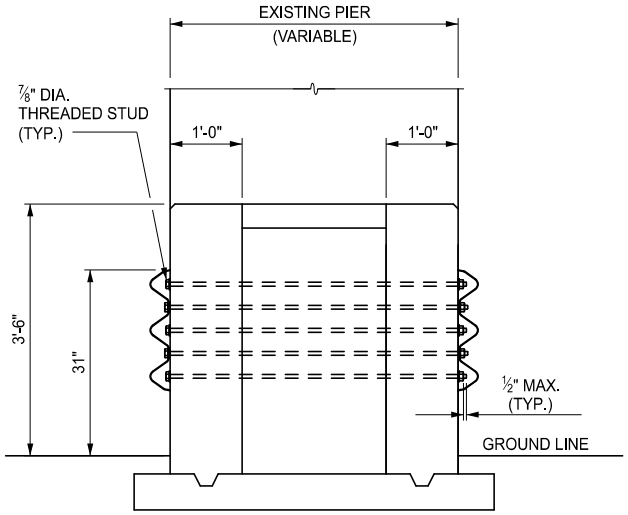

GUARDRAIL CONNECTION
AT FILLER WALL

(FOR FILLER WALL DETAILS SEE STANDARD PLAN R-55-SERIES)

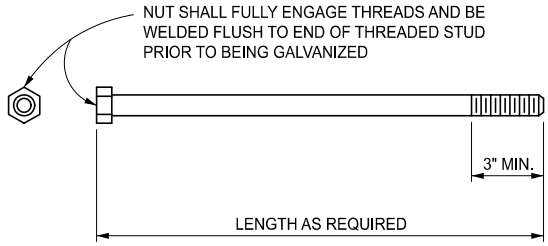

⅞" DIA. THREADED STUD

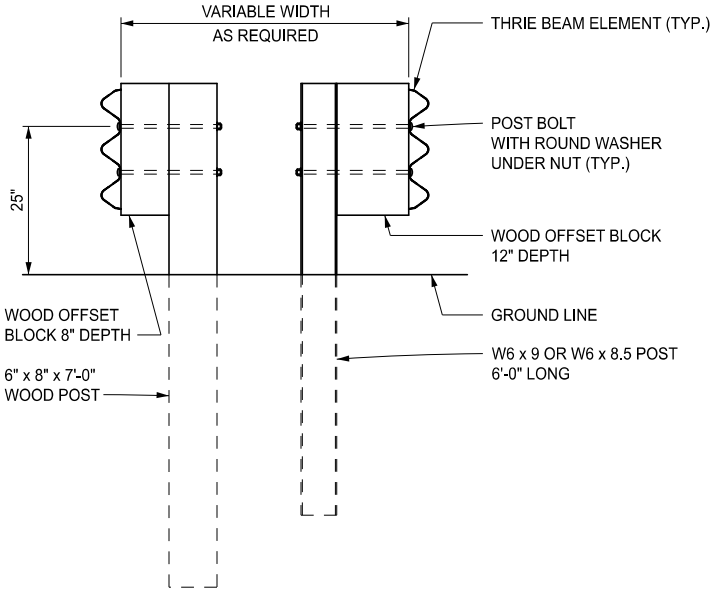

POST DETAIL

WHEN WIDTH CAN ACCOMMODATE
TWO GUARDRAIL POSTS

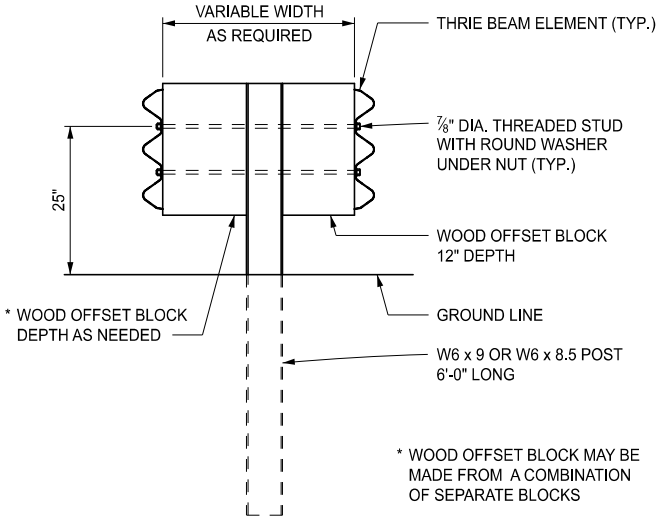

POST DETAIL

WHEN WIDTH CAN ACCOMMODATE
ONLY ONE GUARDRAIL POST

MDOT Michigan Department of Transportation	STANDARD PLAN FOR GUARDRAIL MEDIAN OBJECT PROTECTION			
DEPARTMENT DIRECTOR BRADLEY C. WIEFERICH, PE	(SPECIAL DETAIL) FHWA APPROVAL	04/11/2023 PLAN DATE	R-56-F	SHEET 6 OF 6