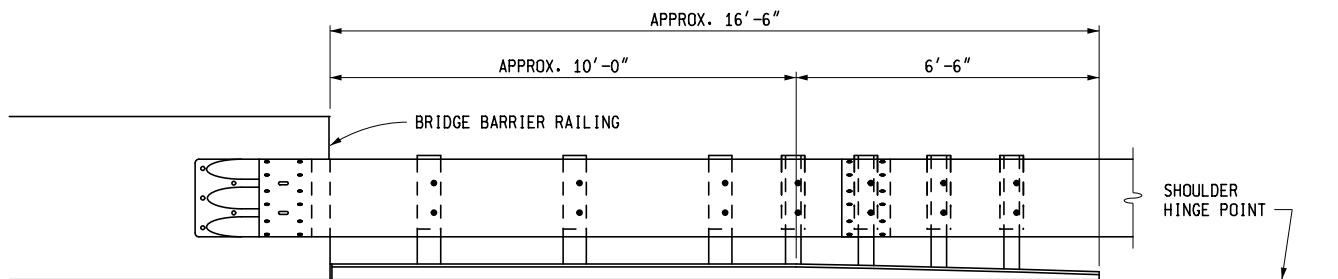
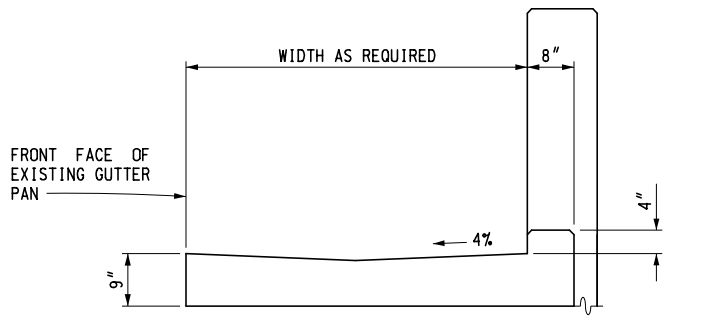


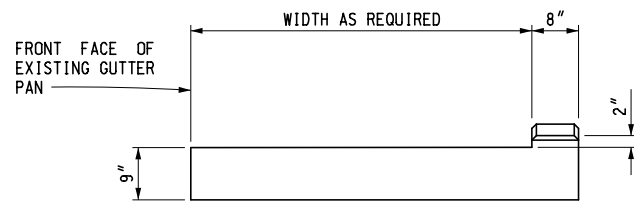
PLAN



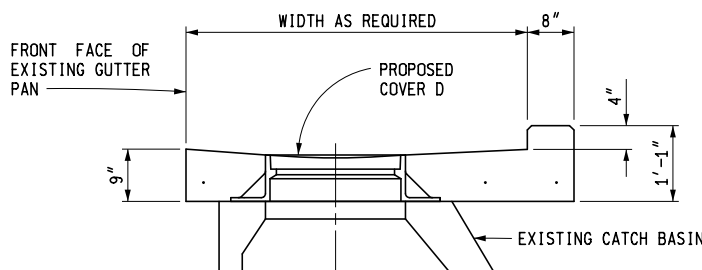
ELEVATION



SECTION A - A



SECTION C - C



SECTION B - B

NOTES:

FOR INSTALLATION OF BEAM GUARDRAIL, SEE STANDARD PLAN R-60-SERIES.

FOR INSTALLATION OF GUARDRAIL ANCHORAGE, BRIDGE, SEE STANDARD PLAN R-67-SERIES.

IF AN INTEGRAL OR SEMI-INTEGRAL ABUTMENT IS NOT USED SEE R-32-SERIES FOR ACCOMMODATING EXPANSION IN THE AREA OF THE PAVEMENT SEAT.

**BRIDGE APPROACH CURB & GUTTER, DETAIL 4A  
(USING EXISTING CATCH BASIN)**

NOTE: FOR USE WITH GUARDRAIL ANCHORAGE, BRIDGE, DETAIL M - -- AND THE REQUIRED NUMBER OF DRAINAGE STRUCTURES BASED ON A HYDROLOGICAL ANALYSIS OF THE AREA AND THE SIZE OF THE BRIDGE DECK OR WHEN GUARDRAIL IS NOT NEEDED ON DEPARTING ENDS.



PREPARED  
BY  
DESIGN DIVISION

DRAWN BY: B.L.T.

CHECKED BY: W.K.P.

DEPARTMENT DIRECTOR  
Paul C. Ajegba

APPROVED BY: \_\_\_\_\_  
DIRECTOR, BUREAU OF FIELD SERVICES

APPROVED BY: \_\_\_\_\_  
DIRECTOR, BUREAU OF DEVELOPMENT

MICHIGAN DEPARTMENT OF TRANSPORTATION  
BUREAU OF DEVELOPMENT STANDARD PLAN FOR

**BRIDGE APPROACH  
CURB & GUTTER  
(USING EXISTING CATCH BASIN)**

F.H.W.A. APPROVAL

10-14-2019  
PLAN DATE

**R-27-F**

SHEET  
1 OF 1